



**KWC**

KWC Home

Catalog &  
Price List 2025

# Highlights



**KWC** ENIA E  
Page 26



**KWC** BEVO E Hybrid  
Page 14



**KWC** GASTRO E  
Page 95



**KWC** FIT  
Page 153





## Faucets for Abstand the kitchen 7

<b>KWC</b> AVA 2.0	8
<b>KWC</b> BEVO E 	11
<b>KWC</b> BISTRO E	15
<b>KWC</b> DOMO 6.0	19
<b>KWC</b> DOMO E	24
<b>KWC</b> ENIA E 	26
<b>KWC</b> ERA	28
<b>KWC</b> EVE	32
<b>KWC</b> FIT	35
<b>KWC</b> INOX	37
<b>KWC</b> ISLA	40
<b>KWC</b> KIO	41
<b>KWC</b> LIVELLO	44
<b>KWC</b> LUNA E	46
<b>KWC</b> ONO	51
<b>KWC</b> SIN	55
<b>KWC</b> SUNO	57
<b>KWC</b> VITA PRO 2.0	61
<b>KWC</b> WAMAS 2.0	63
<b>KWC</b> ZOE	64

## Faucets commercial kitchen 67

<b>KWC</b> GASTRO	68
<b>KWC</b> GASTRO E	95

## Faucets for the bathroom 99

<b>KWC</b> ACTIVO	100
<b>KWC</b> AVA 2.0	105
<b>KWC</b> AVA E	116
<b>KWC</b> BEVO 	122
<b>KWC</b> DOMO 6.0	134
<b>KWC</b> ELLA	143
<b>KWC</b> FIT 	153
<b>KWC</b> MANA	159
<b>KWC</b> MONTA	166
<b>KWC</b> ONO E	172
<b>KWC</b> ORA	181
<b>KWC</b> PILLAR TAP	187
<b>KWC</b> VITA 2.0	188

<b>KWC</b> VITA PRO 2.0	191
<b>KWC</b> WAMAS 2.0	196
<b>KWC</b> ZOE	204


## ShowerCulture 211

<b>KWC</b> Shower arms	212
<b>KWC</b> Shower brackets	215
<b>KWC</b> Shower hoses	216
<b>KWC</b> Shower systems	217
<b>KWC</b> Sliding wall bars	222
<b>KWC</b> Hand showers	224
<b>KWC</b> Shower heads	227
<b>KWC</b> Hose connections	229
<b>KWC</b> Thermostatic mixers	231

## Automatic Abstand faucets 241

<b>KWC</b> IQUA	242
<b>KWC</b> ONO E	244

## Accessories 249

<b>KWC</b> Pop-up valve Push Open	250
<b>KWC</b> Shut-off valve 	252
<b>KWC</b> Soap dispensers	253
<b>KWC</b> Siphons	255
<b>KWC</b> Concealed units	256
<b>KWC</b> Bath spouts	263

## Spare parts 267

<b>KWC</b> Tools	268
<b>KWC</b> Spare parts	274
Index	278
Information & General conditions	283




# Hygiene



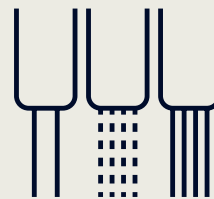
## HealthProtect

Better hygiene and unchanged water quality: HealthProtect highlights the strict standards we set ourselves to ensure that our faucets do not affect the taste and smell of your water – that is why we use high-quality materials (metals, plastics) that are ideally suited for contact with water.




## SprayClean

Actively helps with the removal of limescale: With a special faceplate and fastening mechanism, SprayClean prevents limescale buildup. Any deposits are sprayed away automatically when the water is running. The special fastening mechanism helps with more stubborn lime deposits: simply turn, clean, and the job is done.



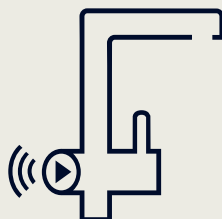
## TripleClean

Three water streams for more flexibility: TripleClean allows you to change between a normal stream for filling glasses, a soft spray for gently cleaning food, and a power spray for pre-rinsing and removing dirt from dishes.



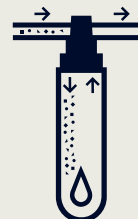
## LEDShine

Visible precision and a bright, friendly workspace: LEDShine does more than just contribute to a special working atmosphere – this innovative feature makes it easier to see the tiniest specks of dirt and makes it possible to use the faucet without turning on a light.



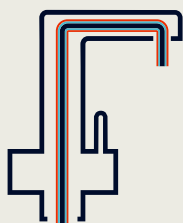
## HybridControl

Touchless operation and flexible control: Allows touchless activation of cold water via a sensor, as well as manual mixing of hot and cold water using the lever. Cutting-edge technology for intuitive handling and versatile applications.



## PurifiedWater


Enhanced purity and unaltered water enjoyment: Featuring advanced filtration technology, this solution minimizes particles larger than 0.5 micrometers, including heavy metals, microplastics, chlorine odors and tastes, as well as bacteria. Impeccable water quality to meet the highest standards.



## DualFlow

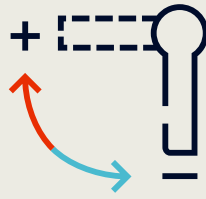
Maximum hygiene and uncompromised safety: Separate water conduits ensure that mixed water and filtered water never come into contact. An intelligent solution that guarantees absolute purity and unaltered taste.

# Sustainability




## EcoProtect

For economical water consumption and responsible use of resources: EcoProtect represents our commitment to promoting a sustainable lifestyle.



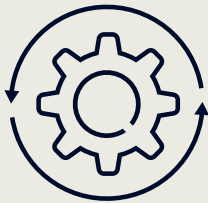
## CoolFix

Intelligent and efficient resource usage: With CoolFix, when the lever is in the center – the most common position – the water runs cold. Only when the lever is turned to the left, the water runs warm.



## GlacierFinish

Robust surfaces and high-quality craftsmanship: GlacierFinish is equipped with durable surfaces that are exceptionally robust and feature an attractive polished shine that you can enjoy for years to come.



## PrecisionMove

Exceptional elegance and precision: PrecisionMove allows for seamless movements and exceptional convenience thanks to our consistent use of top-quality materials and superior craftsmanship.



## QualityControl

Exceptional quality from A to Z: with KWC QualityControl, we guarantee the utmost product reliability. KWC performs and continuously monitors all stages of the process: development, production, installation, and even the manufacture of the required tools.

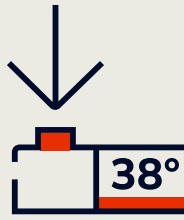


# Safety



## TouchProtect

Safe to use: An insulated hot water guidance system with a “double skin” principle means the body of the faucet or the pull-out spray can become warm but never hot. In this way, TouchProtect intelligently prevents scalding.



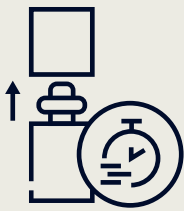
## SkinProtect

Effective protection against scalding: With SkinProtect, your faucet will only supply you with water hotter than 38°C when you press the safety button on the temperature controller. If the cold water is shut off, the faucet automatically shuts off the hot water immediately.



## SwivelStop

Stop the faucet from moving too far and prevent water damage: SwivelStop allows the swivel range to be adjusted from 360° to 120° or 150° in just a few steps, ensuring that the water only flows into the sink.



## QuickConnect

Easy installation and more safety in the kitchen: with QuickConnect, there is no need to screw on the spray head hose, which means there is also no risk of damaging the seal and causing water damage.



## CertificationGuarantee

Trust is good, certifications are better: our KWC CertificationGuarantee ensures that we have all of our products professionally inspected and certified across all markets.



## SprayLock

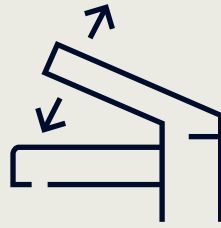
Adjust the flow: With SprayLock, you can keep the jet of water from your faucet flowing exactly how you want, even when the water is shut off. When you turn the water back on, the water flows in the same way again.

# Enthusiasm




## DesignSpray

Elegant design and functionality: With DesignSpray, the pull-out spray is seamlessly integrated and recessed. It can be easily extended with just one finger.



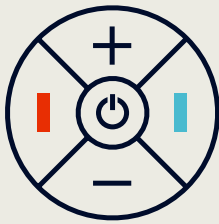
## UniqueLever

Innovative lever designs that allow for natural and intuitive use: UniqueLever features innovative KWC design – elegance and precision that you can not only see, but also feel every day.



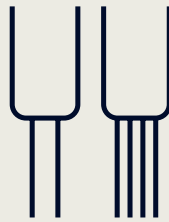
## QuickInstallation

Hassle-free positioning and fastening of the threaded connection for quick and easy installation: the locking nut is screwed into place by hand to hold the faucet in position using QuickInstallation, before it is fixed in place via the two locking screws.



## IntelligentControl

Intuitive control meets modern convenience: IntelligentControl reacts to a tap of your finger, can be programmed based on your personal habits and requirements, and has a light ring that indicates the current water temperature.



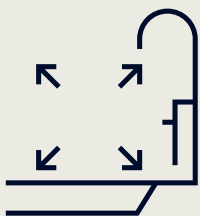
## PowerClean

The spray you want at the touch of a button: PowerClean makes it exceedingly easy to switch the flow of water on the spray head – from a standard spray to a fine needle spray.



## TwistProtect

Effortless work around the sink: TwistProtect prevents the hose from twisting or knotting.



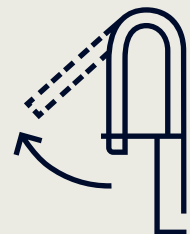
## OptimalSpace

Practical yet elegant ergonomic design: OptimalSpace features long, tall spouts that provide ample space for washing and or working.



## EasyLock

A spray that is easy to use and automatically snaps into place: EasyLock is equipped with special positioning pins that ensure that the pull-out spray is always in the right position.



## HighFlex

Increased freedom of movement and ease of use: HighFlex makes it possible to move the spring hose in every direction while ensuring it remains reliably stable when not in use.

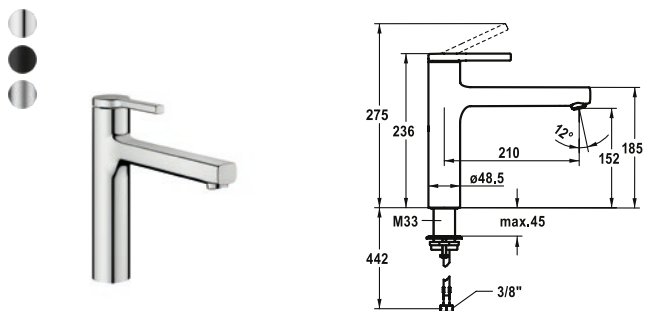




# Faucets for the kitchen

<b>KWC</b> AVA 2.0	8
<b>KWC</b> BEVO E	11
<b>KWC</b> BISTRO E	15
<b>KWC</b> DOMO 6.0	19
<b>KWC</b> DOMO E	24
<b>KWC</b> ENIA E	26
<b>KWC</b> ERA	28
<b>KWC</b> EVE	32
<b>KWC</b> FIT	35
<b>KWC</b> INOX	37
<b>KWC</b> ISLA	40
<b>KWC</b> KIO	41
<b>KWC</b> LIVELLO	44
<b>KWC</b> LUNA E	46
<b>KWC</b> ONO	51
<b>KWC</b> SIN	55
<b>KWC</b> SUNO	57
<b>KWC</b> VITA PRO 2.0	61
<b>KWC</b> WAMAS 2.0	63
<b>KWC</b> ZOE	64



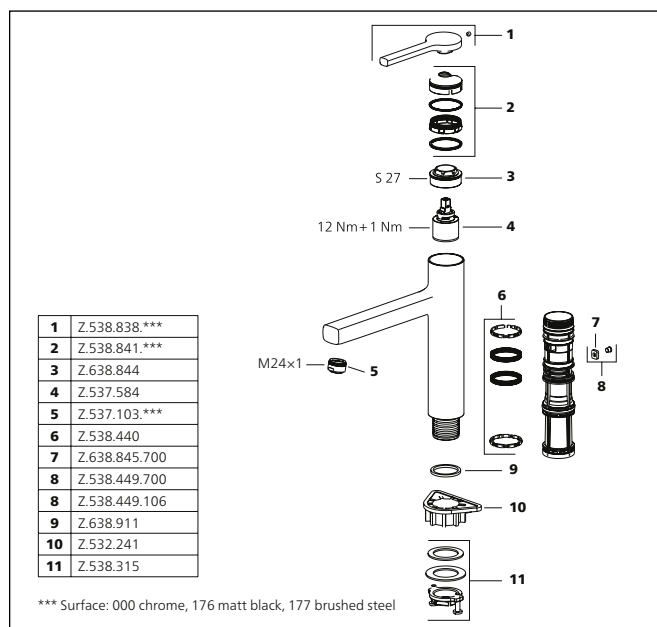


SAP Number	Article Number
chromeline, A 210, flexible connection hoses	
<b>125361</b>	10.461.022.000FL
matt black, A 210, flexible connection hoses	
<b>125362</b>	10.461.022.176FL
brushed steel, A 210, flexible connection hoses	
<b>125363</b>	10.461.022.177FL

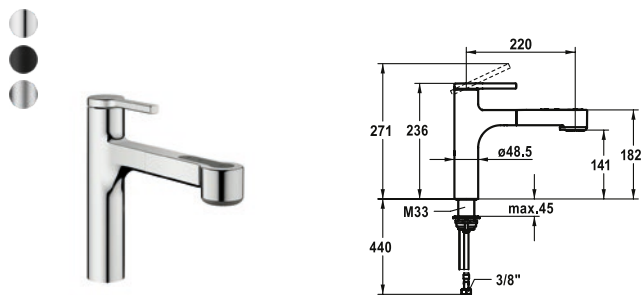
## AVA 2.0 Lever mixer – Kitchen

- Swivel spout 150°
  - Neoperl® Cascade® SLC
- KWC cartridge M 35 S
  - with ceramic discs
  - flow rate and temperature continuously variable
  - temperature limitation
- Flexible connection hoses 3/8"
- QuickInstallation
  - Fastening via threaded connection with locking screws
- Mounting hole size ø35 mm

Flow rate 12 l/min (3bar)  
Acoustic group I



## Faucets for the kitchen

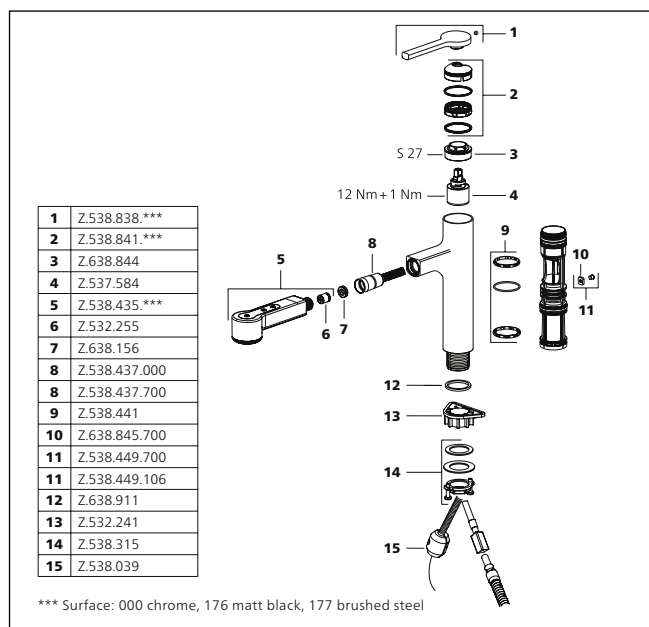


SAP Number	Article Number
chromeline, A 220, flexible connection hoses	
<b>125364</b>	10.461.032.000FL
matt black, A 220, flexible connection hoses	
<b>125365</b>	10.461.032.176FL
brushed steel, A 220, flexible connection hoses	
<b>125366</b>	10.461.032.177FL

## AVA 2.0 Lever mixer – Kitchen

- TouchProtect
  - anti-scald protection thanks to the "double skin" principle
- Intrinsically safe against backflow
- Pull-out spray
  - SprayClean – easy to clean and actively prevents limescale buildup
  - up to 600 mm pull-out length
  - TripleClean – Normal, soft, and power stream modes
  - hose surface to fit faucet surface
  - QuickConnect – Simple hose connection system
- Hose guide, swivelling 120°
- EasyLock – a pull-out spray that easily slides back into place
- KWC cartridge M 35 S
  - with ceramic discs
  - flow rate and temperature continuously variable
  - temperature limitation
- Flexible connection hoses 3/8"
- QuickInstallation
  - Fastening via threaded connection with locking screws
- Mounting hole size ø35 mm

Flow rate normal spray 8 l/min (3 bar)  
Flow rate needle spray 9 l/min (3 bar)  
Acoustic group I



For an overview of KWC technologies, see page 2



chromeline, A 220, flexible connection hoses

matt black, A 220, flexible connection hoses

**125371** 10.461.012.176FL

brushed steel, A 220, flexible connection hoses

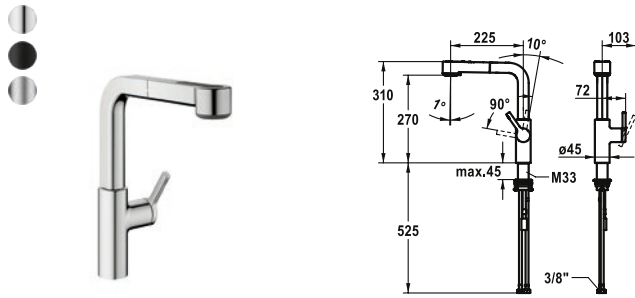
**125372** 10.461.012.177FL

- Lever installation only possible on the right side
  - Child safety: cold water flow in lever position towards the front
- gap between wall and centre of mounting hole min. 20 mm
- SwivelStop – swivel spout 150°, extensible to 360°
  - Neoperl® Cascade® SLC
- OptimalSpace – ample space for washing or working
- KWC cartridge M 35 S
  - with ceramic discs
  - flow rate and temperature continuously variable
  - temperature limitation
- Flexible connection hoses 3/8“
- QuickInstallation
  - Fastening via threaded connection with locking screws
- Mounting hole size ø35 mm
- To be ordered separately (optional or if necessary):
  - Swivel range limited to 120°, Z.538.320

Acoustic group I







<b>SAP Number</b>	<b>Article Number</b>
-------------------	-----------------------

chromeline, A 225, flexible connection hoses

**125373** 10.461.002.000FL

matt black, A 225, flexible connection hoses

**125374** 10.461.002.176FL

brushed steel, A 225, flexible connection hoses

**125375** 10.461.002.177FL

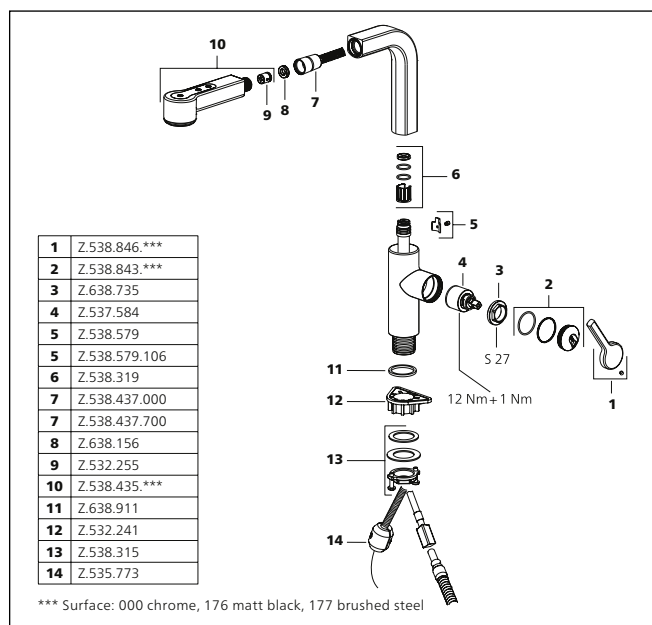
### AVA 2.0 Lever Mixer – kitchen

- Lever installation only possible on the right side
  - Child safety: cold water flow in lever position towards the front
- gap between wall and centre of mounting hole min. 20 mm
- TouchProtect
  - anti-scald protection thanks to the "double skin" principle
- Intrinsically safe against backflow
- Pull-out spray
  - SprayClean – easy to clean and actively prevents limescale buildup
  - up to 600 mm pull-out length
  - TripleClean – Normal, soft, and power stream modes
  - hose surface to fit faucet surface
  - QuickConnect – Simple hose connection system
- Hose guide, swivelling 150°
- EasyLock – a pull-out spray that easily slides back into place
- OptimalSpace – ample space for washing or working
- KWC cartridge M 35 S
  - with ceramic discs
  - flow rate and temperature continuously variable
  - temperature limitation
- Flexible connection hoses 3/8"
- QuickInstallation
  - Fastening via threaded connection with locking screws
- Mounting hole size ø35 mm
- To be ordered separately (optional or if necessary):
  - Swivel range limited to 120°, Z.538.320

Flow rate normal spray 8 l/min (3 bar)

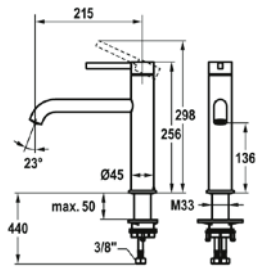
Flow rate needle spray 9 l/min (3 bar)

Acoustic group I



## Faucets for the kitchen

For an overview of KWC technologies, see page 2

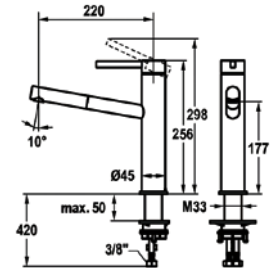
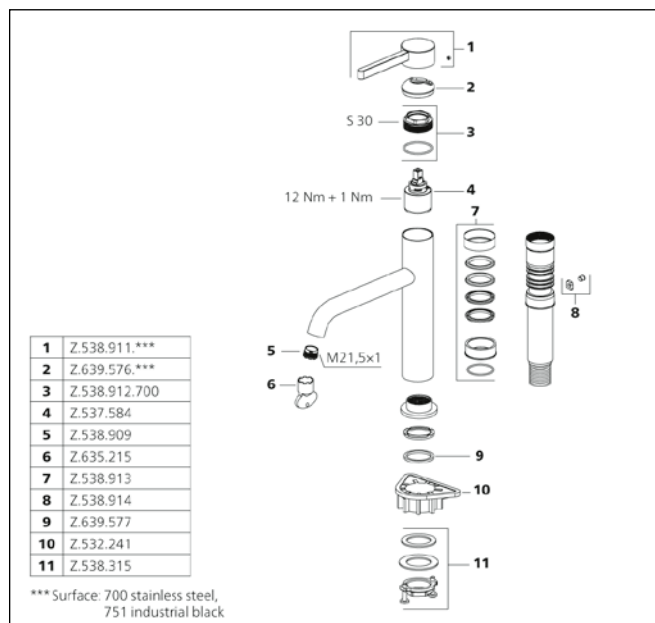


SAP Number	Article Number
stainless steel, A 215, flexible connection hoses <b>125343</b>	10.531.022.700FL
industrial black, A 215, flexible connection hoses <b>125589</b>	10.531.022.751FL

## BEVO E Lever mixer – Kitchen

- Swivel spout 150°
  - Neoperl® Caché® laminar
- KWC cartridge M 35 S
  - with ceramic discs
  - flow rate and temperature continuously variable
- Flexible connection hoses 3/8"
- QuickInstallation
  - Fastening via threaded connection with locking screws
- Mounting hole size Ø35 mm

Flow rate 10.3 l/min (3 bar)  
Acoustic group I

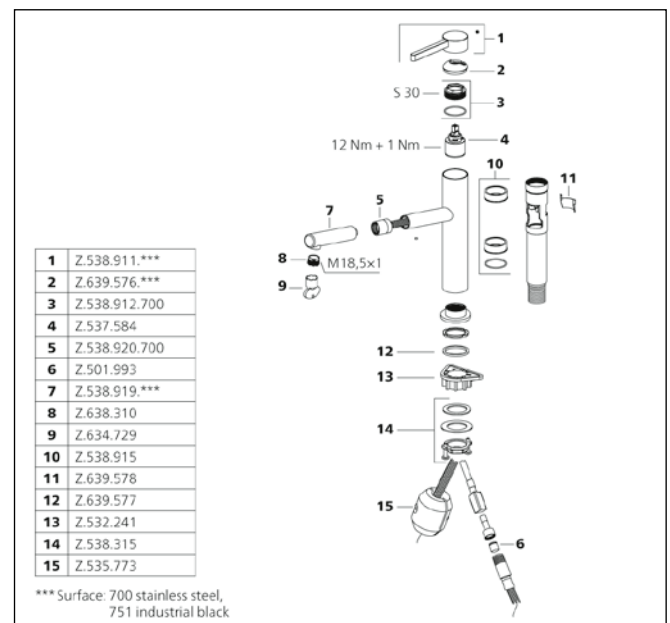


SAP Number	Article Number
stainless steel, A 220, flexible connection hoses <b>125344</b>	10.531.112.700FL
industrial black, A 220, flexible connection hoses <b>125590</b>	10.531.112.751FL

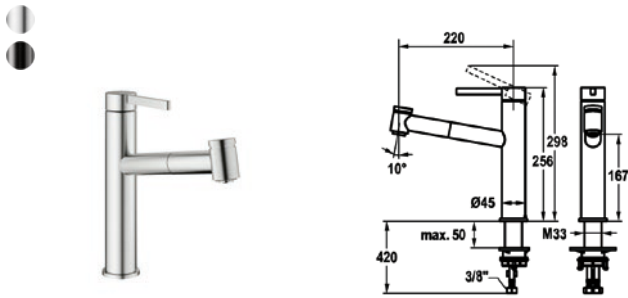
## BEVO E Lever mixer – Kitchen

- TouchProtect
  - anti-scald protection thanks to the "double skin" principle
- Pull-out aerator
  - Neoperl® Caché®
  - up to 700 mm pull-out length
- QuickConnect – Simple hose connection system
- Hose guide, swivelling 120°
- EasyLock – a pull-out spray that easily slides back into place
- KWC cartridge M 35 S
  - with ceramic discs
  - flow rate and temperature continuously variable
- Flexible connection hoses 3/8"
- QuickInstallation
  - Fastening via threaded connection with locking screws
- Mounting hole size Ø35 mm

Spray: Flow rate 5.4 l/min (3 bar)  
Acoustic group I



For an overview of KWC technologies, see page 2

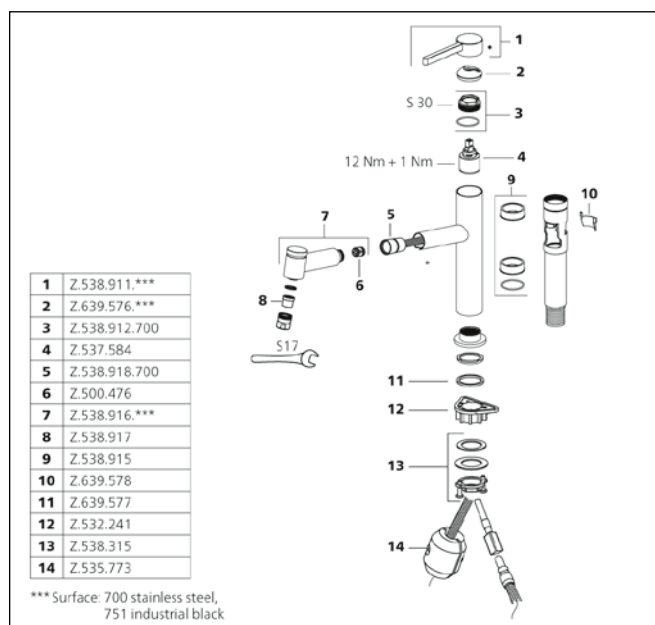


SAP Number	Article Number
stainless steel, A 220, flexible connection hoses <b>125345</b>	10.531.032.700FL
industrial black, A 220, flexible connection hoses <b>125591</b>	10.531.032.751FL

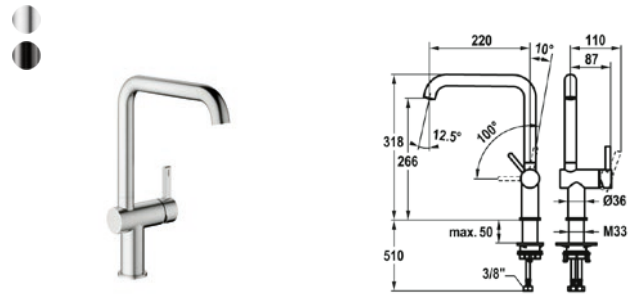
#### BEVO E Lever mixer – Kitchen

- TouchProtect
  - anti-scald protection thanks to the “double skin” principle
- Pull-out spray
  - SprayClean – easy to clean and actively prevents limescale buildup
  - up to 700 mm pull-out length
  - PowerClean – needle spray mode, with automatic diverter reset
  - QuickConnect – Simple hose connection system
- Hose guide, swivelling 120°
- EasyLock – a pull-out spray that easily slides back into place
- KWC cartridge M 35 S
  - with ceramic discs
  - flow rate and temperature continuously variable
- Flexible connection hoses 3/8"
- QuickInstallation
  - Fastening via threaded connection with locking screws
- Mounting hole size Ø35 mm

Flow rate normal spray 7.2 l/min (3 bar)  
Flow rate needle spray 7.1 l/min (3 bar)  
Acoustic group I



#### Faucets for the kitchen

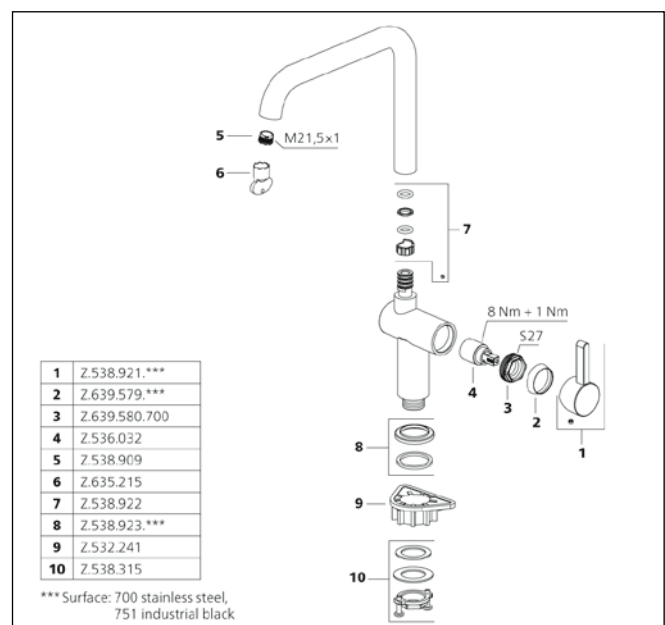


SAP Number	Article Number
stainless steel, A 220, flexible connection hoses <b>125346</b>	10.531.012.700FL
industrial black, A 220, flexible connection hoses <b>125347</b>	10.531.012.751FL

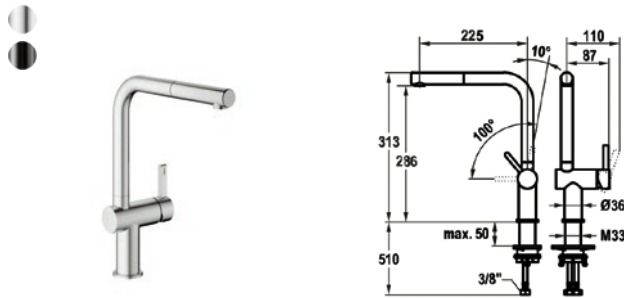
#### BEVO E Lever mixer – Kitchen

- Lever installation only possible on the right side
  - Child safety: cold water flow in lever position towards the front
- TouchProtect
  - anti-scald protection thanks to the “double skin” principle
- Swivel spout 150°
  - Neoperl® Caché® laminar
- OptimalSpace – ample space for washing or working
- KWC cartridge S 25
  - with ceramic discs
  - flow rate and temperature continuously variable
- Flexible connection hoses 3/8"
- QuickInstallation
  - Fastening via threaded connection with locking screws
- Mounting hole size Ø35 mm

Spray: Flow rate 6.4 l/min (3 bar)  
Acoustic group I



For an overview of KWC technologies, see page 2

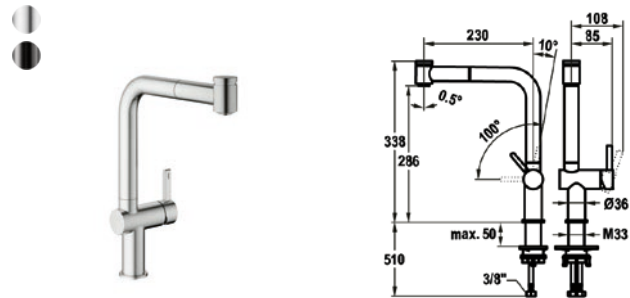
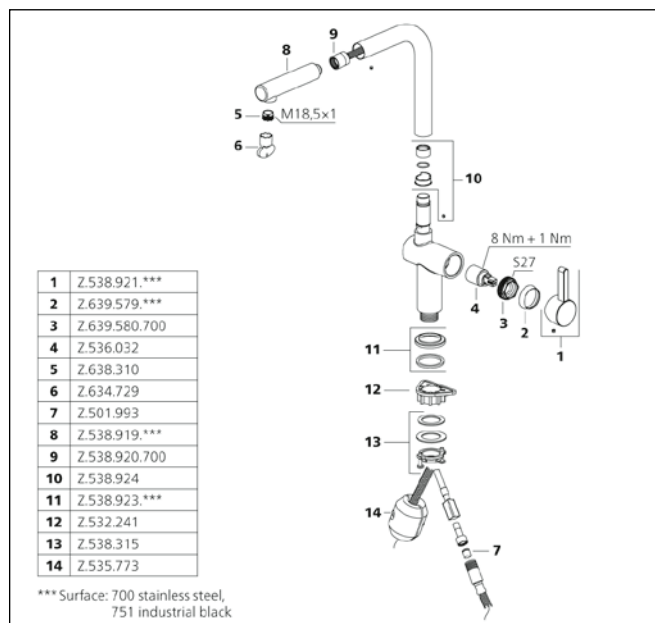


SAP Number	Article Number
stainless steel, A 225, flexible connection hoses <b>125350</b>	10.531.103.700FL
industrial black, A 225, flexible connection hoses <b>125351</b>	10.531.103.751FL

## BEVO E Lever mixer – Kitchen

- Lever installation only possible on the right side
  - Child safety: cold water flow in lever position towards the front
- TouchProtect
  - anti-scald protection thanks to the "double skin" principle
- Pull-out aerator
  - Neoperl® Caché®
  - up to 600 mm pull-out length
  - QuickConnect – Simple hose connection system
- Hose guide, swivelling 150°
- EasyLock – a pull-out spray that easily slides back into place
- OptimalSpace – ample space for washing or working
- KWC cartridge S 25
  - with ceramic discs
  - flow rate and temperature continuously variable
- Flexible connection hoses 3/8"
- QuickInstallation
  - Fastening via threaded connection with locking screws
- Mounting hole size Ø35 mm

Spray: Flow rate 8 l/min (3 bar)  
Acoustic group I

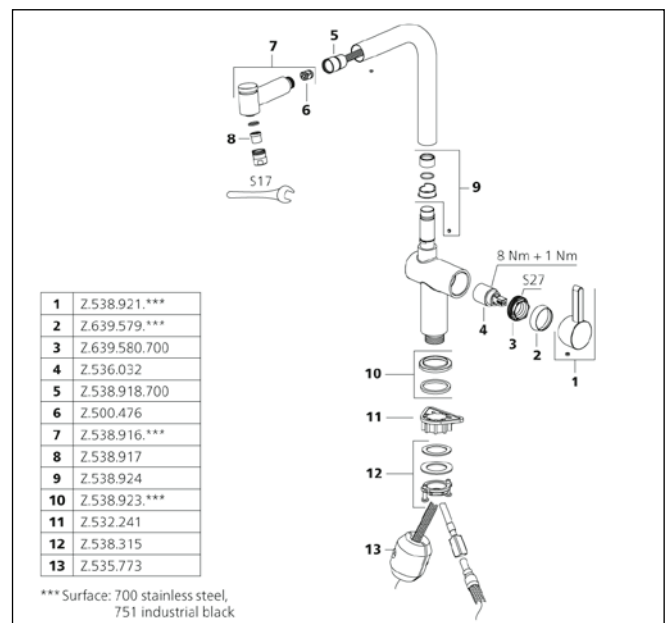


SAP Number	Article Number
stainless steel, A 230, flexible connection hoses <b>125354</b>	10.531.003.700FL
industrial black, A 230, flexible connection hoses <b>125355</b>	10.531.003.751FL

## BEVO E Lever mixer – Kitchen

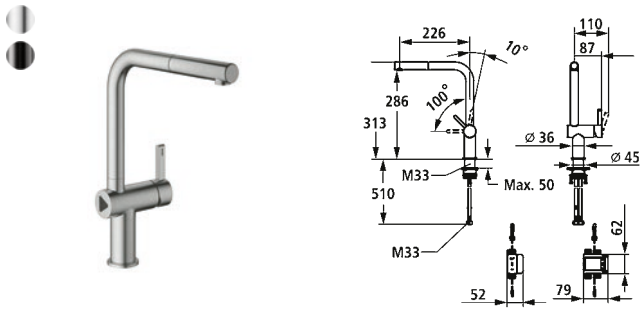
- Lever installation only possible on the right side
  - Child safety: cold water flow in lever position towards the front
- TouchProtect
  - anti-scald protection thanks to the "double skin" principle
- Pull-out spray
  - SprayClean – easy to clean and actively prevents limescale buildup
  - up to 600 mm pull-out length
  - PowerClean – needle spray mode, with automatic diverter reset
  - QuickConnect – Simple hose connection system
- Hose guide, swivelling 150°
- EasyLock – a pull-out spray that easily slides back into place
- OptimalSpace – ample space for washing or working
- KWC cartridge S 25
  - with ceramic discs
  - flow rate and temperature continuously variable
- Flexible connection hoses 3/8"
- QuickInstallation
  - Fastening via threaded connection with locking screws
- Mounting hole size Ø35 mm

Flow rate normal spray 6.5 l/min (3 bar)  
Flow rate needle spray 6.2 l/min (3 bar)  
Acoustic group I



For an overview of KWC technologies, see page 2





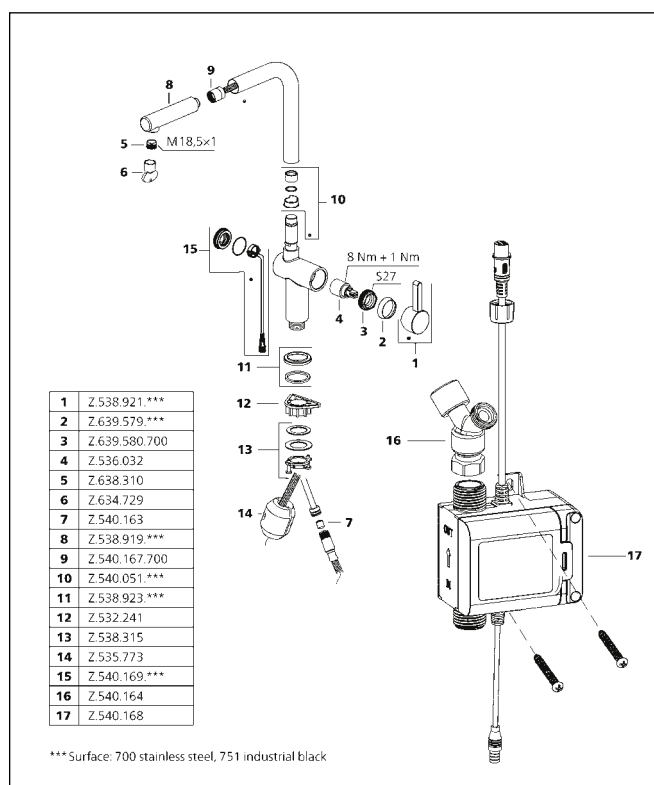
SAP Number	Article Number
stainless steel, A 225, flexible connection hoses, batterie <b>3600005935</b>	10.531.643.700FL
industrial black, A 225, flexible connection hoses, batterie <b>3600005936</b>	10.531.643.751FL

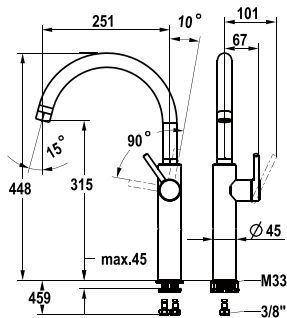
## BEVO E Hybrid tap – Kitchen

NEW

- Hybrid tap, low-touch, kitchen
- Made of stainless steel
- Lever installation only possible on the right side
  - Child safety: cold water flow in lever position towards the front
- TouchProtect
  - anti-scald protection thanks to the "double skin" principle
- Pull-out aerator
  - Neoperl® Caché®
  - up to 500 mm pull-out length
- Hose guide, swivelling 150°
- EasyLock – a pull-out spray that easily slides back into place
- OptimalSpace – ample space for washing or working

- KWC cartridge S 25
  - with ceramic discs
  - flow rate and temperature continuously variable
- Infrared sensor
  - Cold water
  - water runtime 30 seconds
- Electrovalve
- Battery box for 4 AA batteries (batteries not included)
- Flexible connection hoses 3/8"
- QuickInstallation
  - Fastening via threaded connection with locking screws
- Mounting hole size ø35 mm





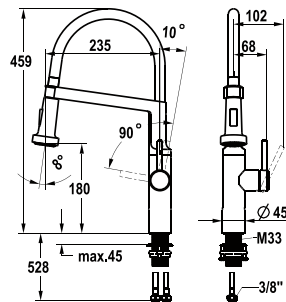
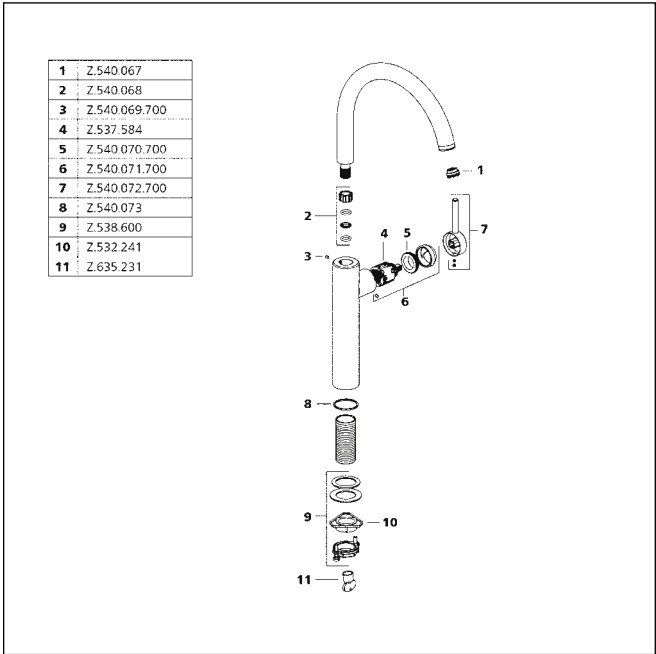
SAP Number Article Number

stainless steel, A 250, flexible connection hoses  
**125692** 10.581.013.700FL

BISTRO E Lever mixer – Kitchen

- Lever installation only possible on the right side
  - Child safety: cold water flow in lever position towards the front
- Swivel spout 360°
  - Neoperl® Caché® laminar
- OptimalSpace – ample space for washing or working
- KWC cartridge M 35 S
  - with ceramic discs
  - flow rate and temperature continuously variable
- Flexible connection hoses 3/8"
- QuickInstallation
  - Fastening via threaded connection with locking screws
- Mounting hole size ø35 mm

Flow rate 14 l/min (3 bar)  
Acoustic group II



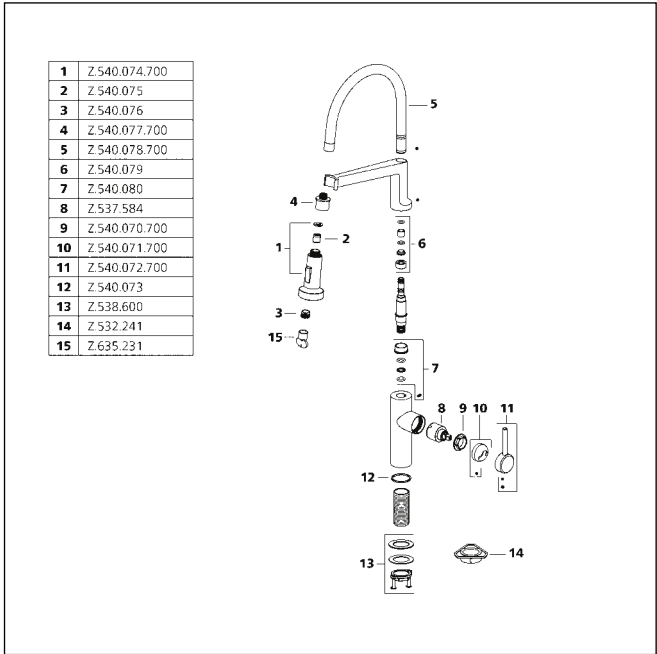
SAP Number Article Number

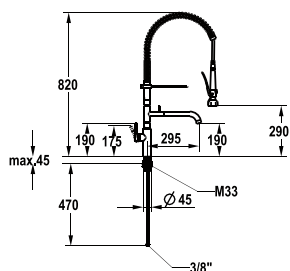
stainless steel, A 235, flexible connection hoses  
**125694** 10.581.433.700FL

BISTRO E Lever mixer – Kitchen

- HighFlex patented spring hose technology
- Lever installation only possible on the right side
  - Child safety: cold water flow in lever position towards the front
- TouchProtect
  - anti-scald protection thanks to the "double skin" principle
- Spray
  - SprayClean – easy to clean and actively prevents limescale buildup
  - Neoperl® Caché® SSR, swivelling jet regulator
  - PowerClean – needle spray mode, with automatic diverter reset
- EasyLock – a pull-out spray that easily slides back into place
- Swivel spout 360°
- OptimalSpace – ample space for washing or working
- KWC cartridge M 35 S
  - with ceramic discs
  - flow rate and temperature continuously variable
- Flexible connection hoses 3/8"
- QuickInstallation
  - Fastening via threaded connection with locking screws
- Mounting hole size ø35 mm

Flow rate 8 l/min (3 bar)  
Spray: Flow rate 6.4 l/min (3 bar)  
Acoustic group I





## SAP Number Article Number

stainless steel, A 295, flexible connection hoses

**125696**

10.581.144.700FL

## BISTRO E Lever mixer – Kitchen

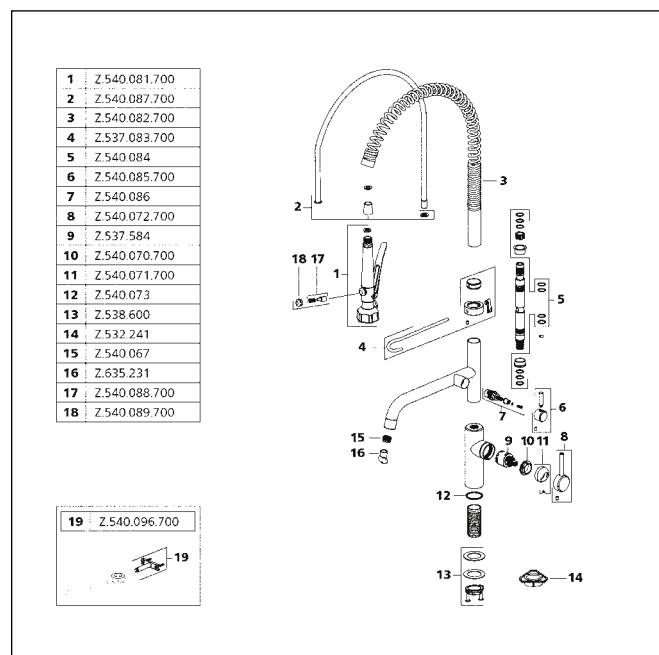
- Suspension spring
- TouchProtect
  - anti-scald protection thanks to the “double skin” principle
- Intrinsically safe against backflow and cross flow
- Swivel spout
  - Neoperl® Caché® laminar
- Pre-rinse spray
  - with integrated delayed closing device to minimize water hammer with valve maintenance unit for cleaning
  - SprayLock – lockable jet spray
  - PowerClean – needle spray mode
  - 2 jet types
- OptimalSpace – ample space for washing or working
- KWC cartridge M 35 S
  - with ceramic discs
  - flow rate and temperature continuously variable
- Flexible connection hoses 3/8"
- QuickInstallation
  - Fastening via threaded connection with locking screws
- Mounting hole size ø35 mm

Flow rate normal spray 4 l/min (3bar)

Flow rate 14.4 l/min (3 bar)

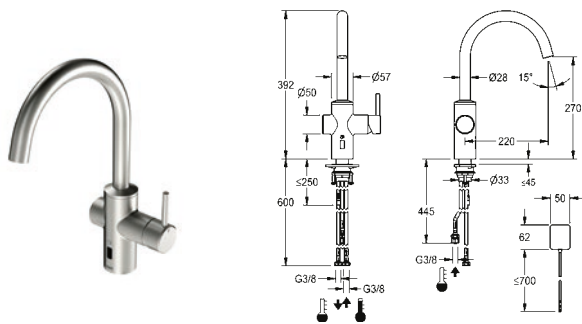
Spray: Flow rate 8 l/min (3 bar)

Acoustic group II



## Faucets for the kitchen

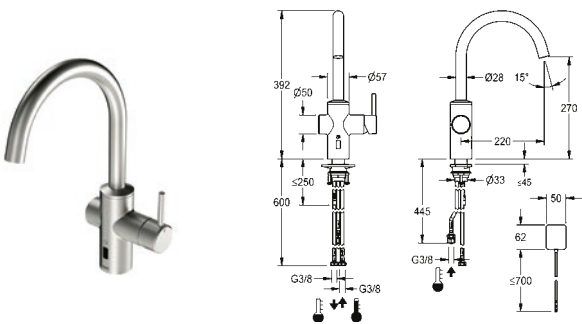
For an overview of KWC technologies, see page 2



SAP Number	Article Number
stainless steel, A 220, flexible connection hoses, battery	
<b>3600001625</b>	10.581.102.700FL

**BISTRO E Lever mixer – Automatic tap, low-touch – Kitchen**

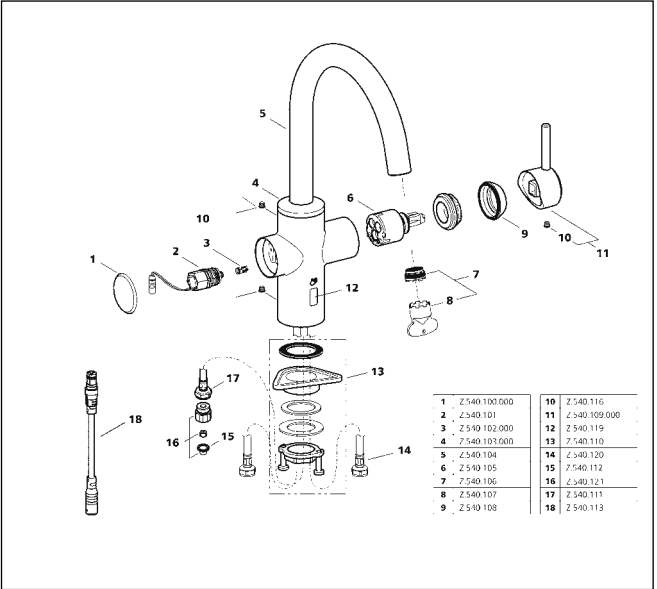
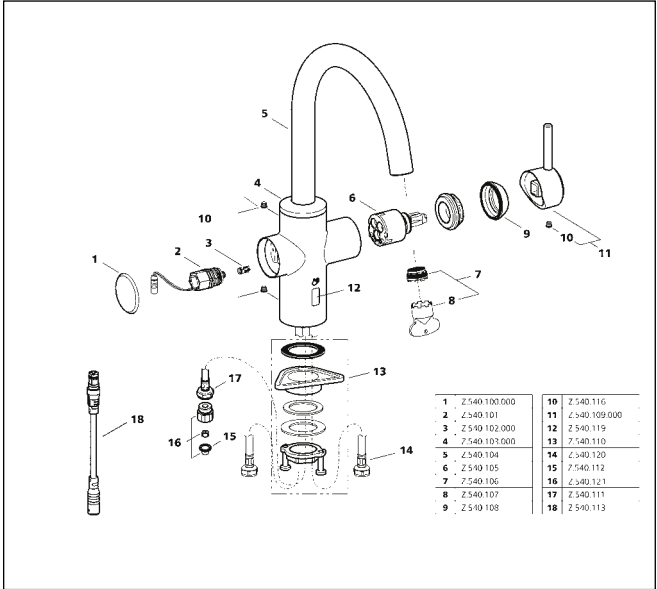
- Hybrid tap, low-touch, kitchen
- Made of stainless steel
- Swivel spout fixe, extensible to 50°, 120° and or 360°
  - Neoperl® Caché® laminar
- OptimalSpace – ample space for washing or working
- Cartridge
  - with ceramic discs
  - flow rate and temperature continuously variable
- Opto-electronic sensor
  - time-controlled water runtime
  - pre-set water temperature
- Electrovalve
- Flexible connection hoses 3/8"
- QuickInstallation
  - Fastening via threaded connection with locking screws
- Mounting hole size ø35 mm
- Scope of delivery:
  - Battery compartment including 6 V lithium CRP2 battery for installation under the sink



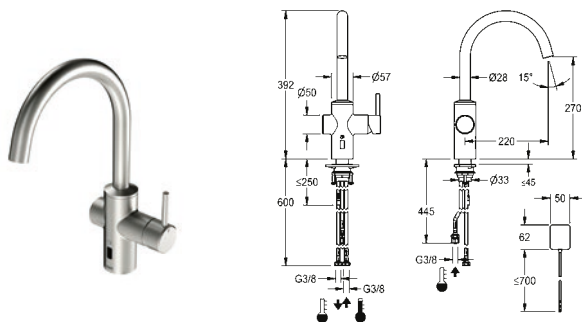
SAP Number	Article Number
stainless steel, A 220, flexible connection hoses, surface-mounted power supply unit	
<b>3600001626</b>	10.581.112.700FL

**BISTRO E Lever mixer – Automatic tap, low-touch – Kitchen**

- hybrid tap, low-touch, kitchen
- Made of stainless steel
- Swivel spout fixe, extensible to 50°, 120° and or 360°
  - Neoperl® Caché® laminar
- OptimalSpace – ample space for washing or working
- Cartridge
  - with ceramic discs
  - flow rate and temperature continuously variable
- Opto-electronic sensor
  - time-controlled water runtime
  - pre-set water temperature
- Electrovalve
- Flexible connection hoses 3/8"
- QuickInstallation
  - Fastening via threaded connection with locking screws
- Mounting hole size ø35 mm
- Scope of delivery:
  - Mains receiver 100-240 V



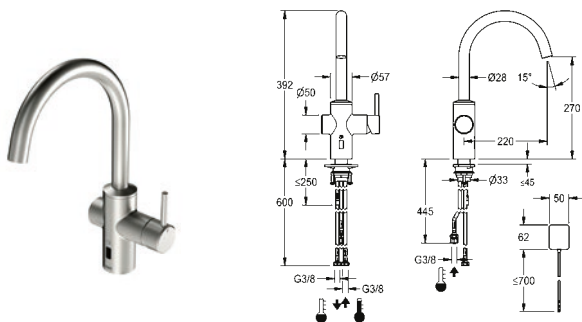




SAP Number	Article Number
stainless steel, A 220, flexible connection hoses, battery <b>3600001627</b>	10.581.122.700FL

**BISTRO E Lever mixer – Automatic mixer tap, low-touch  
– Kitchen – Low pressure**

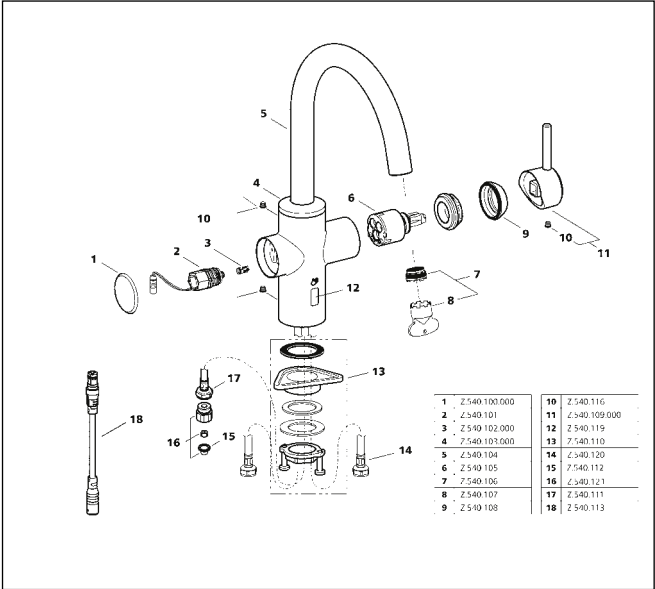
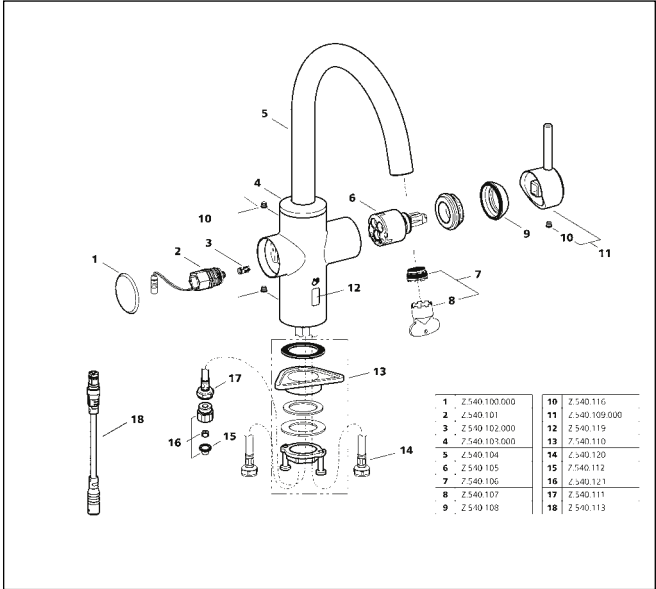
- hybrid tap, low-touch, kitchen
- Made of stainless steel
- Swivel spout fixe, extensible to 50°, 120° and/or 360°
  - Neoperl® Caché® laminar
- OptimalSpace – ample space for washing or working
- Cartridge
  - with ceramic discs
  - flow rate and temperature continuously variable
- Opto-electronic sensor
  - time-controlled water runtime
  - pre-set water temperature
- Electrovalve
- Flexible connection hoses 3/8"
- QuickInstallation
  - Fastening via threaded connection with locking screws
- Mounting hole size ø35 mm
- Scope of delivery:
  - Battery compartment including 6 V lithium CRP2 battery for installation under the sink

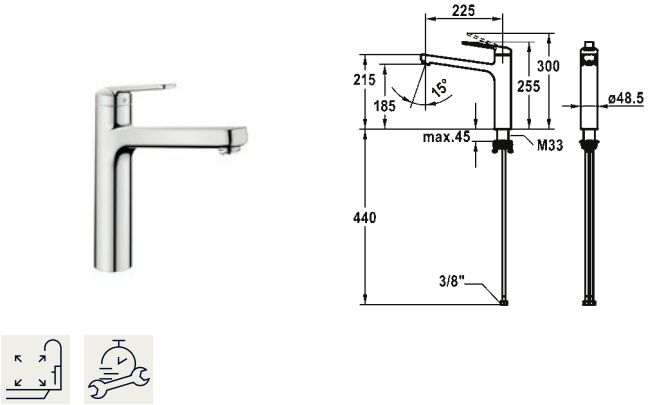


SAP Number	Article Number
stainless steel, A 220, flexible connection hoses, surface-mounted power supply unit <b>3600001628</b>	10.581.132.700FL

**BISTRO E Lever mixer – Automatic mixer tap, low-touch  
– Kitchen – Low pressure**

- hybrid tap, low-touch, kitchen
- Made of stainless steel
- Swivel spout fixe, extensible to 50°, 120° and/or 360°
  - Neoperl® Caché® laminar
- OptimalSpace – ample space for washing or working
- Cartridge
  - with ceramic discs
  - flow rate and temperature continuously variable
- Opto-electronic sensor
  - time-controlled water runtime
  - pre-set water temperature
- Electrovalve
- Flexible connection hoses 3/8"
- QuickInstallation
  - Fastening via threaded connection with locking screws
- Mounting hole size ø35 mm
- Scope of delivery:
  - Mains receiver 100-240 V

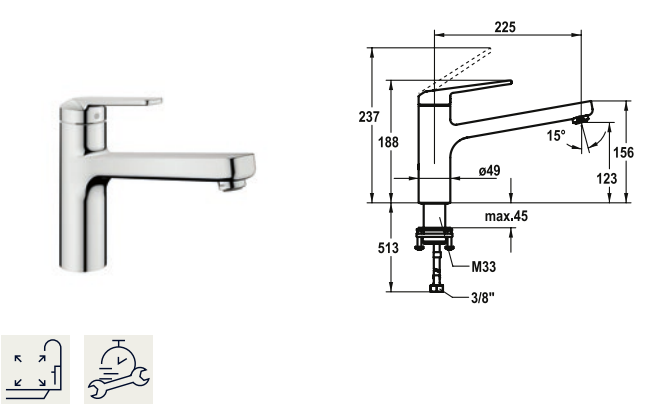




SAP Number	Article Number
chromeline, A 225, flexible connection hoses <b>124918</b>	10.661.023.000FL

DOMO 6.0 Lever mixer – Kitchen

- Lever mixer
- Swivel spout 150°
  - Neoperl® Cascade® SLC
- OptimalSpace – ample space for washing or working
- KWC cartridge M 35 S
  - with ceramic discs
  - flow rate and temperature continuously variable
  - temperature limitation
- Flexible connection hoses 3/8"
- QuickInstallation
  - Fastening via threaded connection with locking screws
- Mounting hole size ø35 mm

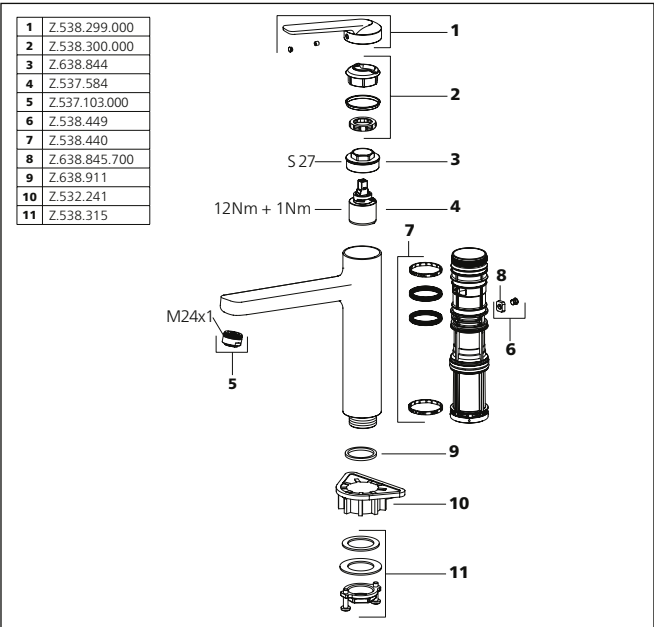


SAP Number	Article Number
chromeline, A 225, flexible connection hoses <b>125480</b>	10.661.523.000FL

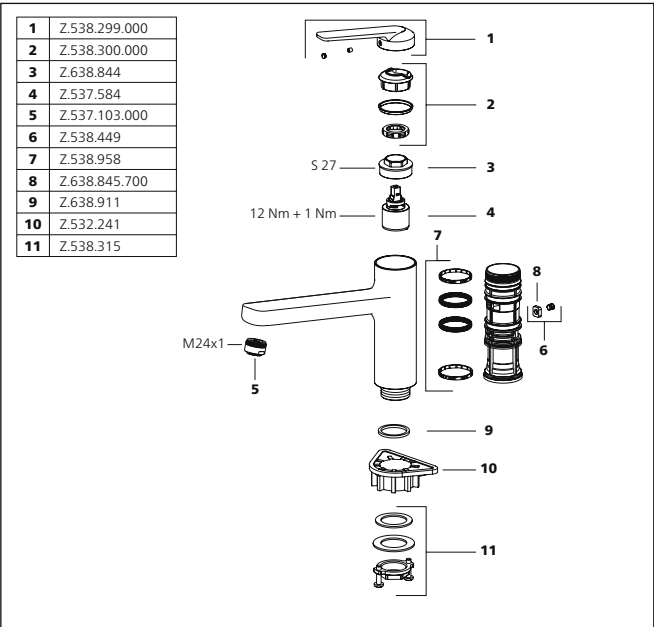
DOMO 6.0 Lever mixer – Kitchen

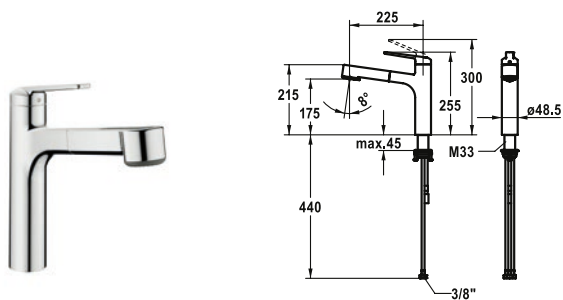
- Lever mixer
- Swivel spout 150°
  - Neoperl® Cascade® SLC
- OptimalSpace – ample space for washing or working
- KWC cartridge M 35 S
  - with ceramic discs
  - flow rate and temperature continuously variable
  - temperature limitation
- Flexible connection hoses 3/8"
- QuickInstallation
  - Fastening via threaded connection with locking screws
- Mounting hole size ø35 mm

Flow rate 12 l/min (3 bar)  
Acoustic group I



Flow rate 12 l/min (3 bar)  
Acoustic group I



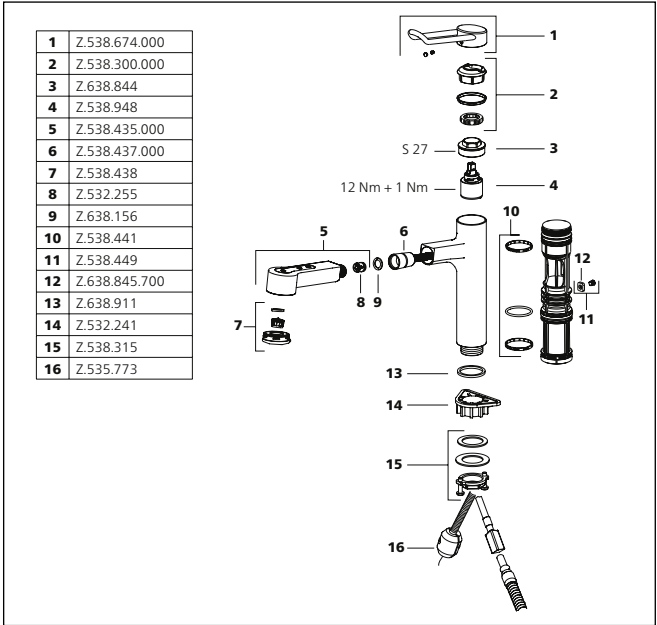


SAP Number	Article Number
chromeline, A 225, flexible connection hoses	
<b>124922</b>	10.661.033.000FL

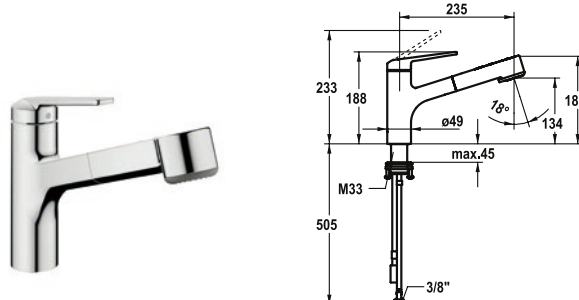
**DOMO 6.0 Lever mixer – Kitchen**

- TouchProtect
  - anti-scald protection thanks to the “double skin” principle
- Intrinsically safe against backflow
- Pull-out spray
  - SprayClean – easy to clean and actively prevents limescale buildup
  - up to 600 mm pull-out length
  - TripleClean – Normal, soft, and power stream modes
  - hose surface to fit faucet surface
  - QuickConnect – Simple hose connection system
- Hose guide, swivelling 120°
- EasyLock – a pull-out spray that easily slides back into place
- OptimalSpace – ample space for washing or working
- KWC cartridge M 35 S
  - with ceramic discs
  - flow rate and temperature continuously variable
  - temperature limitation
- Flexible connection hoses 3/8"
- QuickInstallation
  - Fastening via threaded connection with locking screws
- Mounting hole size ø35 mm

Flow rate normal spray 8 l/min (3 bar)  
Flow rate needle spray 9 l/min (3 bar)  
Acoustic group I



**Faucets for the kitchen**

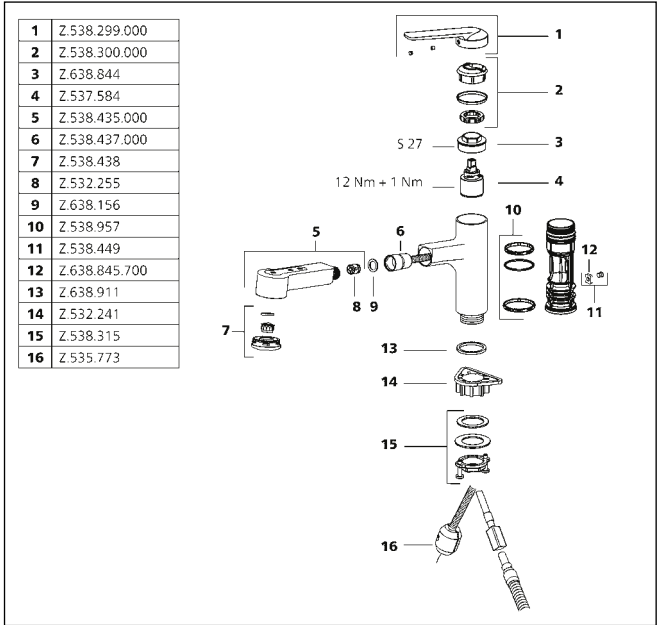


SAP Number	Article Number
chromeline, A 235, flexible connection hoses	
<b>125481</b>	10.661.533.000FL

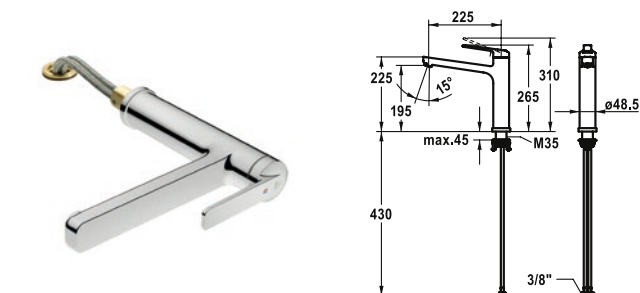
**DOMO 6.0 Lever mixer – Kitchen**

- TouchProtect
  - anti-scald protection thanks to the “double skin” principle
- Intrinsically safe against backflow
- Pull-out spray
  - SprayClean – easy to clean and actively prevents limescale buildup
  - up to 600 mm pull-out length
  - TripleClean – Normal, soft, and power stream modes
  - hose surface to fit faucet surface
  - QuickConnect – Simple hose connection system
- Hose guide, swivelling 120°
- EasyLock – a pull-out spray that easily slides back into place
- OptimalSpace – ample space for washing or working
- KWC cartridge M 35 S
  - with ceramic discs
  - flow rate and temperature continuously variable
  - temperature limitation
- Flexible connection hoses 3/8"
- QuickInstallation
  - Fastening via threaded connection with locking screws
- Mounting hole size ø35 mm

Flow rate normal spray 8 l/min (3 bar)  
Flow rate needle spray 9 l/min (3 bar)  
Acoustic group I



For an overview of KWC technologies, see page 2



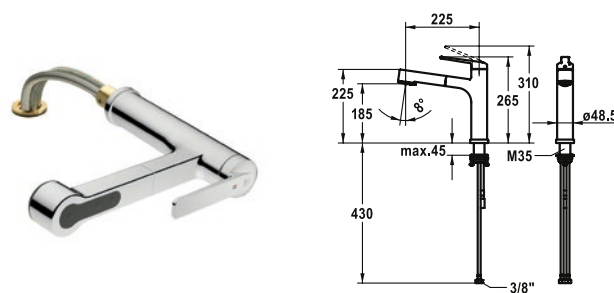
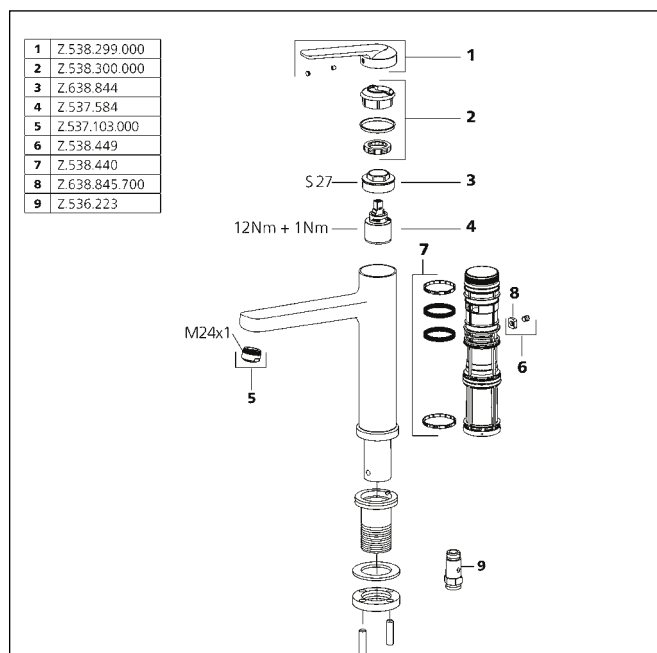
SAP Number Article Number

chromeline, A 225, flexible connection hoses  
**124920** 10.661.043.000FL

### DOMO 6.0 Lever mixer – Kitchen – detachable

- Detachable for installation below windows – detached 55 mm
- Swivel spout 150°  
- Neoperl® Cascade® SLC
- OptimalSpace – ample space for washing or working
- KWC cartridge M 35 S  
- with ceramic discs  
- flow rate and temperature continuously variable  
- temperature limitation
- Flexible connection hoses  $\frac{3}{8}$ "
- Fastening by means of threaded sleeve M35 x 1.5 (preassembled socket)
- Mounting hole size Ø35–37 mm

Flow rate 12 l/min (3 bar)  
Acoustic group I



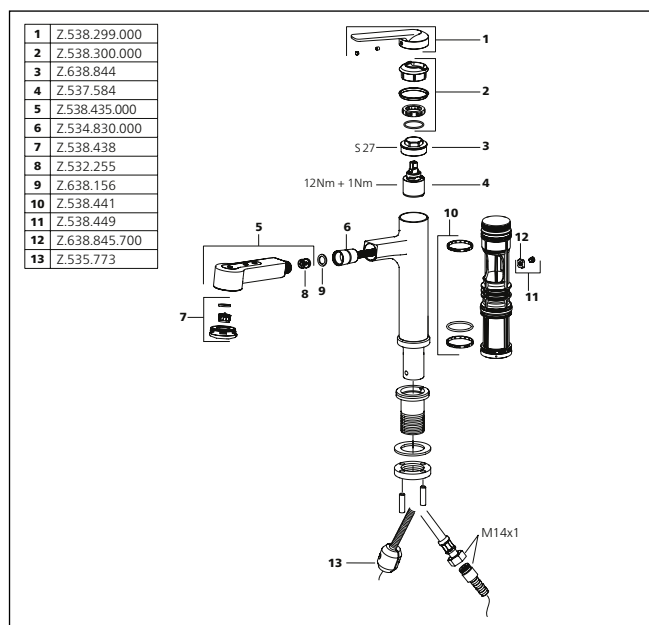
SAP Number Article Number

chromeline, A 225, flexible connection hoses  
**124923** 10.661.053.000FL

### DOMO 6.0 Lever mixer – Kitchen – detachable

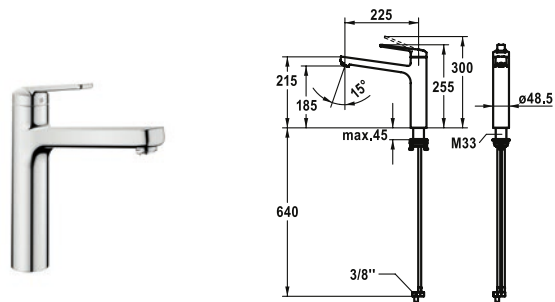
- Detachable for installation below windows – detached 55 mm
- TouchProtect  
- anti-scald protection thanks to the "double skin" principle
- Intrinsically safe against backflow
- Pull-out spray  
- SprayClean – easy to clean and actively prevents limescale buildup  
- up to 600 mm pull-out length  
- TripleClean – Normal, soft, and power stream modes  
- hose surface to fit faucet surface
- Hose guide, swivelling 120°
- EasyLock – a pull-out spray that easily slides back into place
- OptimalSpace – ample space for washing or working
- KWC cartridge M 35 S  
- with ceramic discs  
- flow rate and temperature continuously variable  
- temperature limitation
- Flexible connection hoses  $\frac{3}{8}$ "
- Fastening by means of threaded sleeve M35 x 1.5 (preassembled socket)
- Mounting hole size Ø35–37 mm

Flow rate normal spray 8 l/min (3 bar)  
Flow rate needle spray 9 l/min (3 bar)  
Acoustic group I



For an overview of KWC technologies, see page 2

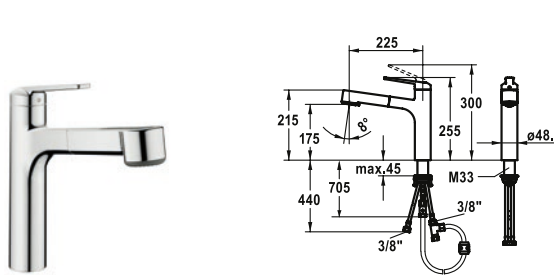




SAP Number	Article Number
chromeline, A 225, flexible connection hoses	
<b>124921</b>	10.665.023.000FL

**DOMO 6.0 Lever mixer – Kitchen – Low pressure**

- Swivel spout 150°
  - Jet regulator
- OptimalSpace – ample space for washing or working
- KWC cartridge M 35 S
  - with ceramic discs
  - flow rate and temperature continuously variable
  - temperature limitation
- Flexible connection hoses 3/8"
- QuickInstallation
  - Fastening via threaded connection with locking screws
- Mounting hole size 35 mm



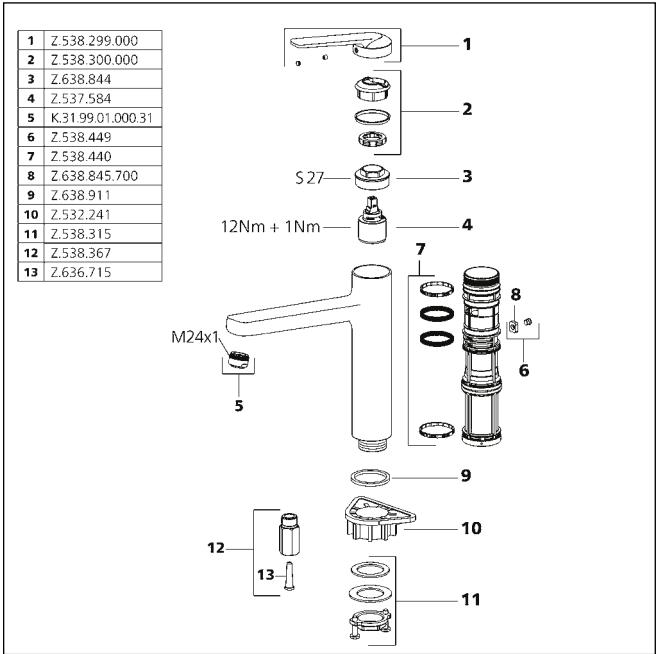
SAP Number	Article Number
chromeline, A 225, flexible connection hoses	
<b>124924</b>	10.665.033.000FL

**DOMO 6.0 Lever mixer – Kitchen – Low pressure**

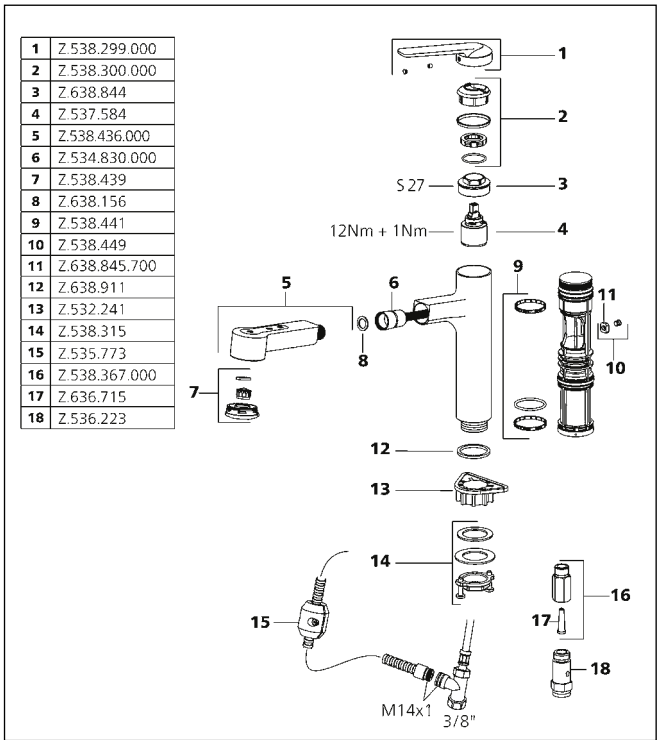
- TouchProtect
  - anti-scald protection thanks to the "double skin" principle
- Intrinsically safe against backflow
- Pull-out spray
  - SprayClean – easy to clean and actively prevents limescale buildup
  - up to 600 mm pull-out length
  - TripleClean – Normal, soft, and power stream modes
  - hose surface to fit faucet surface
- Hose guide, swivelling 120°
- EasyLock – a pull-out spray that easily slides back into place
- OptimalSpace – ample space for washing or working
- KWC cartridge M 35 S
  - with ceramic discs
  - flow rate and temperature continuously variable
  - temperature limitation
- Flexible connection hoses 3/8"
- QuickInstallation
  - Fastening via threaded connection with locking screws
- Mounting hole size 35 mm

Flow rate normal spray 7 l/min (3 bar)  
Flow rate needle spray 7 l/min (3 bar)  
Acoustic group I

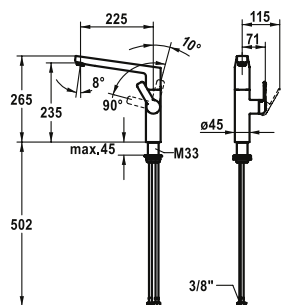
Flow rate 6 l/min (3 bar)  
Acoustic group I



**Faucets for the kitchen**



For an overview of KWC technologies, see page 2



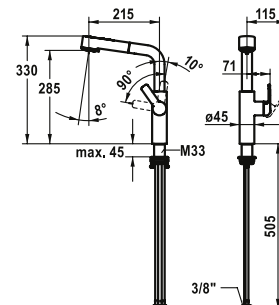
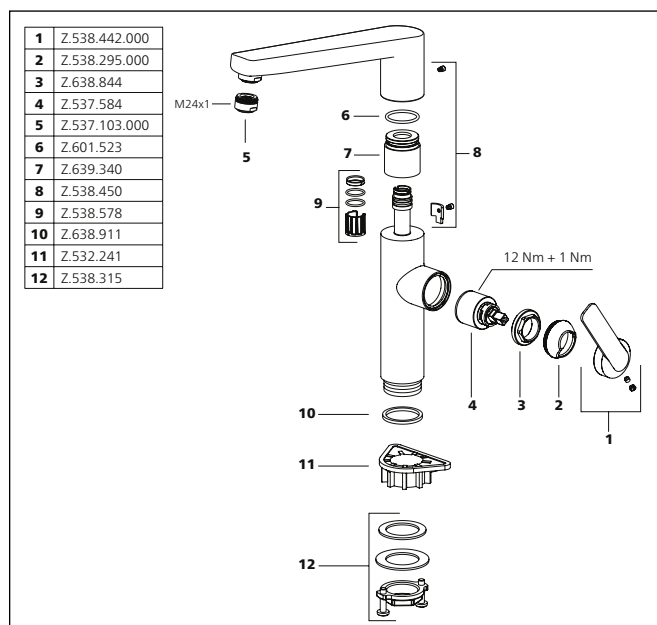
**SAP Number** **Article Number**

chromeline, A 225, flexible connection hoses  
**124926** 10.661.013.000FL

## DOMO 6.0 Lever mixer – Kitchen

- Lever installation only possible on the right side
  - Child safety: cold water flow in lever position towards the front
- gap between wall and centre of mounting hole min. 26 mm
- SwivelStop – swivel spout 150°, extensible to 360°
  - Neoperl® Cascade® SLC
- OptimalSpace – ample space for washing or working
- KWC cartridge M 35 S
  - with ceramic discs
  - flow rate and temperature continuously variable
  - temperature limitation
- Flexible connection hoses 3/8"
- QuickInstallation
  - Fastening via threaded connection with locking screws
- Mounting hole size ø35 mm
- To be ordered separately (optional or if necessary):
  - Swivel range limited to 120°, Z.538.320

Flow rate 11 l/min (3 bar)  
Acoustic group I



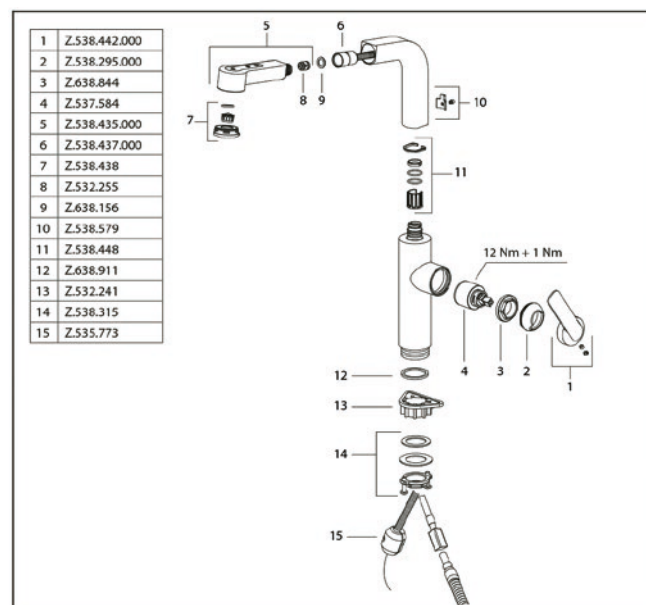
**SAP Number** **Article Number**

chromeline, A 215, flexible connection hoses  
**124928** 10.661.003.000FL

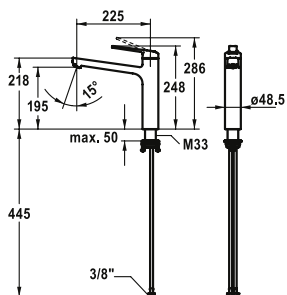
## DOMO 6.0 Lever mixer – Kitchen

- Lever installation only possible on the right side
  - Child safety: cold water flow in lever position towards the front
- gap between wall and centre of mounting hole min. 26 mm
- TouchProtect
  - anti-scalc protection thanks to the "double skin" principle
- Intrinsically safe against backflow
- Pull-out spray
  - SprayClean – easy to clean and actively prevents limescale buildup
  - up to 600 mm pull-out length
  - TripleClean – Normal, soft, and power stream modes
  - hose surface to fit faucet surface
  - QuickConnect – Simple hose connection system
- Hose guide, swivelling 150°
- EasyLock – a pull-out spray that easily slides back into place
- OptimalSpace – ample space for washing or working
- KWC cartridge M 35 S
  - with ceramic discs
  - flow rate and temperature continuously variable
  - temperature limitation
- Flexible connection hoses 3/8"
- QuickInstallation
  - Fastening via threaded connection with locking screws
- Mounting hole size ø35 mm
- To be ordered separately (optional or if necessary):
  - Swivel range limited to 120°, Z.538.320

Flow rate normal spray 8 l/min (3 bar)  
Flow rate needle spray 8 l/min (3 bar)  
Acoustic group I



For an overview of KWC technologies, see page 2



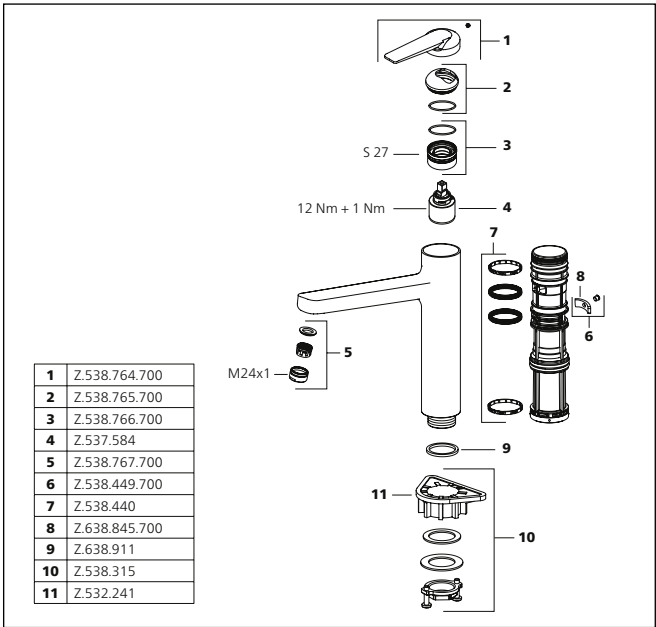
SAP Number Article Number

stainless steel, A 225, flexible connection hoses  
**124933** 10.701.023.700FL

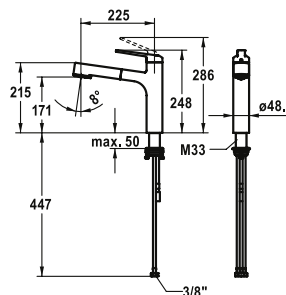
DOMO E Lever mixer – Kitchen

- Swivel spout 150°
  - Neoperl® Cascade® SLC
- OptimalSpace – ample space for washing or working
- KWC cartridge M 35 S
  - with ceramic discs
  - flow rate and temperature continuously variable
  - temperature limitation
- Flexible connection hoses 3/8"
- QuickInstallation
  - Fastening via threaded connection with locking screws
- Mounting hole size ø35 mm

Flow rate 12 l/min (3 bar)  
Acoustic group I



Faucets for the kitchen



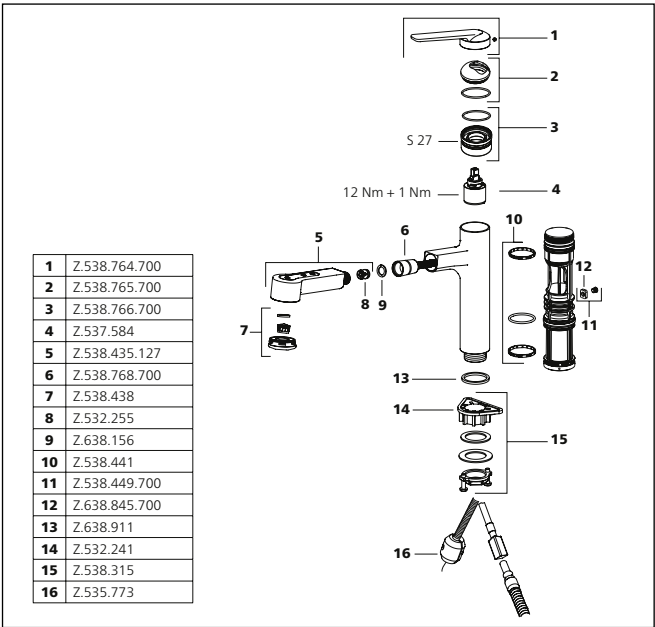
SAP Number Article Number

stainless steel, A 225, flexible connection hoses  
**124934** 10.701.033.700FL

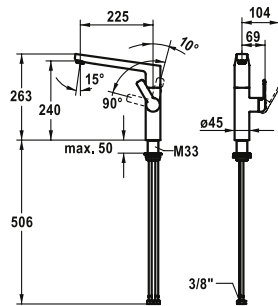
DOMO E Lever mixer – Kitchen

- TouchProtect
  - anti-scald protection thanks to the "double skin" principle
- Intrinsically safe against backflow
- Pull-out spray
  - SprayClean – easy to clean and actively prevents limescale buildup
  - up to 600 mm pull-out length
  - TripleClean – Normal, soft, and power stream modes
  - hose surface to fit faucet surface
  - QuickConnect – Simple hose connection system
- Hose guide, swivelling 120°
- EasyLock – a pull-out spray that easily slides back into place
- OptimalSpace – ample space for washing or working
- KWC cartridge M 35 S
  - with ceramic discs
  - flow rate and temperature continuously variable
  - temperature limitation
- Flexible connection hoses 3/8"
- QuickInstallation
  - Fastening via threaded connection with locking screws
- Mounting hole size ø35 mm

Flow rate normal spray 8 l/min (3 bar)  
Flow rate needle spray 9 l/min (3 bar)  
Acoustic group I



For an overview of KWC technologies, see page 2

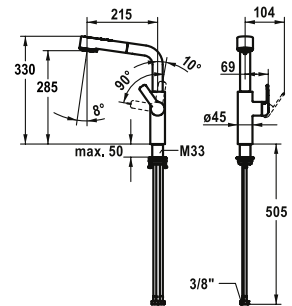
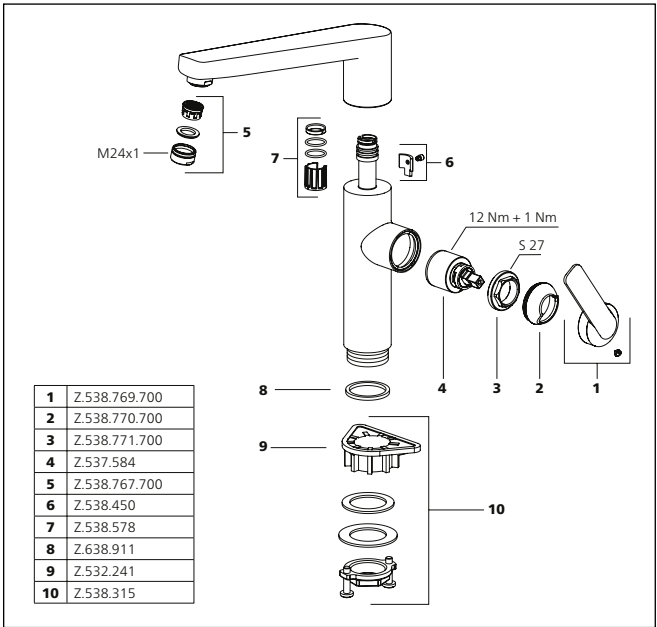


SAP Number	Article Number
stainless steel, A 225, flexible connection hoses <b>124936</b>	10.701.013.700FL

DOMO E Lever mixer – Kitchen

- Lever installation only possible on the right side
  - Child safety: cold water flow in lever position towards the front
- gap between wall and centre of mounting hole min. 26 mm
- SwivelStop – swivel spout 360°, limitable to 150°
  - Neoperl® Cascade® SLC
- OptimalSpace – ample space for washing or working
- KWC cartridge M 35 S
  - with ceramic discs
  - flow rate and temperature continuously variable
  - temperature limitation
- Flexible connection hoses 3/8"
- QuickInstallation
  - Fastening via threaded connection with locking screws
- Mounting hole size ø35 mm

Flow rate 11 l/min (3 bar)  
Acoustic group I

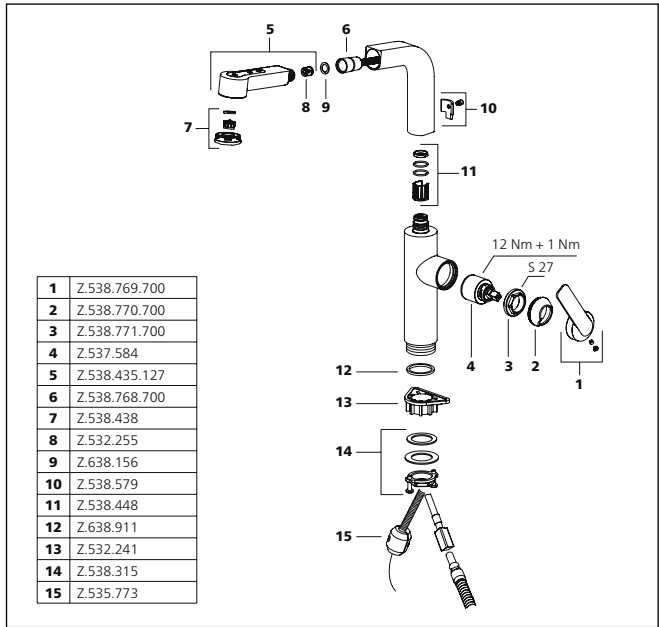


SAP Number	Article Number
stainless steel, A 215, flexible connection hoses <b>124937</b>	10.701.003.700FL

DOMO E Lever mixer – Kitchen

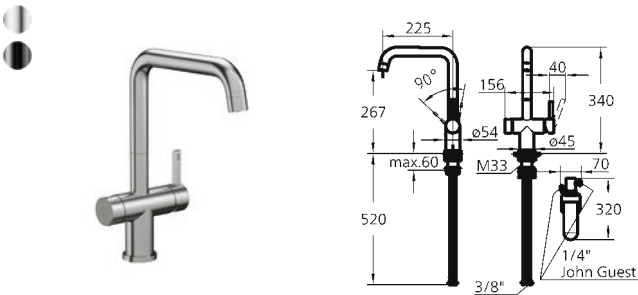
- Lever installation only possible on the right side
  - Child safety: cold water flow in lever position towards the front
- gap between wall and centre of mounting hole min. 26 mm
- TouchProtect
  - anti-scald protection thanks to the "double skin" principle
- Intrinsically safe against backflow
- Pull-out spray
  - SprayClean – easy to clean and actively prevents limescale buildup
  - up to 600 mm pull-out length
  - TripleClean – Normal, soft, and power stream modes
  - hose surface to fit faucet surface
  - QuickConnect – Simple hose connection system
- Hose guide, swivelling 150°
- EasyLock – a pull-out spray that easily slides back into place
- OptimalSpace – ample space for washing or working
- KWC cartridge M 35 S
  - with ceramic discs
  - flow rate and temperature continuously variable
  - temperature limitation
- Flexible connection hoses 3/8"
- QuickInstallation
  - Fastening via threaded connection with locking screws
- Mounting hole size ø35 mm

Flow rate normal spray 8 l/min (3 bar)  
Flow rate needle spray 8 l/min (3 bar)  
Acoustic group I



For an overview of KWC technologies, see page 2





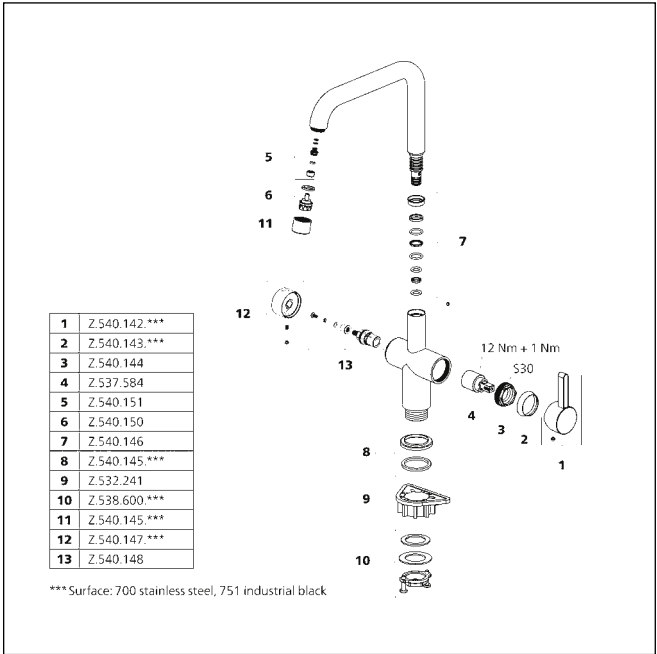
SAP Number	Article Number
stainless steel, A 225, flexible connection hoses <b>3600009447</b>	10.591.602.700FL
industrial black, A 225, flexible connection hoses <b>3600009448</b>	10.591.602.751FL

ENIA E filter swivel spout – kitchen

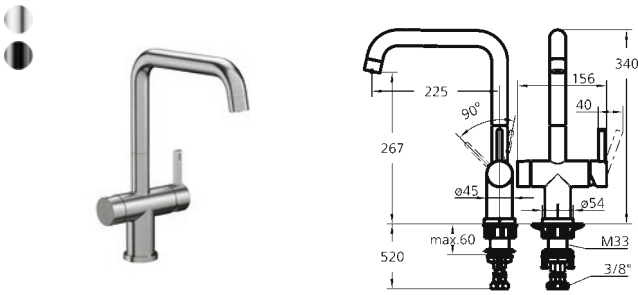
NEW

- Lever mixer 2in1
- Lever installation only possible on the right side
  - Child safety:  
cold water flow in lever position towards the front
- gap between wall and centre of mounting hole min. 26 mm
- Swivel spout 360°
  - Neoperl®
- Filter water in separate water supply
- KWC cartridge M 35 S
  - with ceramic discs
  - flow rate and temperature continuously variable
  - temperature limitation
- Flat disc top 90°
- Flexible connection hoses 3/8"
- QuickInstallation
  - Fastening via threaded connection with locking screws
- Mounting hole size ø35 mm
- Scope of delivery:
  - Filter head Z.540.138
  - Filter cartridge Z.540.139
  - Fitting connection material for mixer Z.540.140

Flow rate 8.2 l/min (3bar)  
Acoustic group I



Faucets for the kitchen



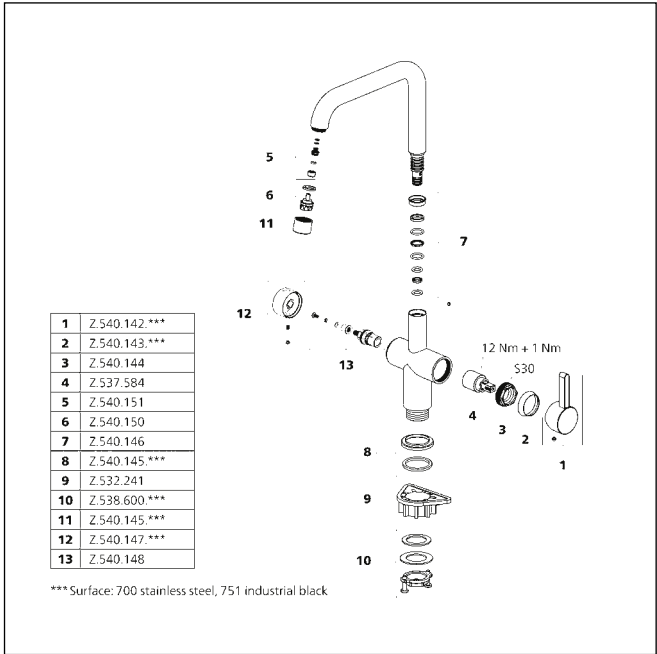
SAP Number	Article Number
stainless steel, A 225, flexible connection hoses <b>3600009449</b>	10.591.612.700FL
industrial black, A 225, flexible connection hoses <b>3600009456</b>	10.591.612.751FL

ENIA E swivel spout – Kitchen

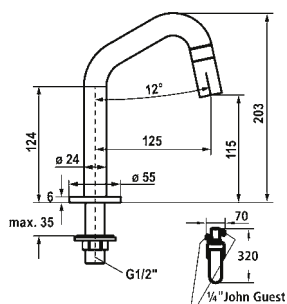
NEW

- Lever mixer 2in1
- Lever installation only possible on the right side
  - Child safety:  
cold water flow in lever position towards the front
- gap between wall and centre of mounting hole min. 26 mm
- Swivel spout 360°
  - Neoperl®
- Filter water in separate water supply
- KWC cartridge M 35 S
  - with ceramic discs
  - flow rate and temperature continuously variable
  - temperature limitation
- Flat disc top 90°
- Flexible connection hoses 3/8"
- QuickInstallation
  - Fastening via threaded connection with locking screws
- Mounting hole size ø35 mm

Flow rate 8.2 l/min (3bar)  
Acoustic group I



For an overview of KWC technologies, see page 2



**SAP Number Article Number**

stainless steel, A 125, thread 1/2"  
**3600009457** 25.591.201.700

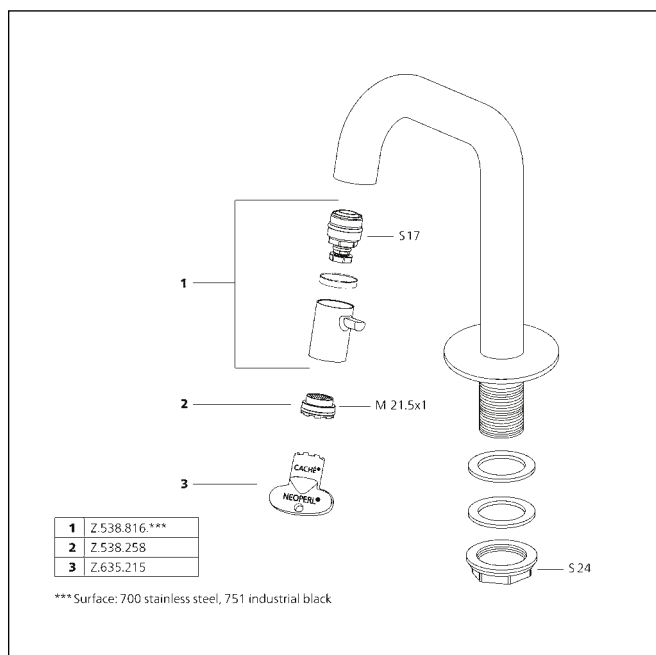
industrial black, A 125, thread 1/2"  
**3600009458** 25.591.201.751

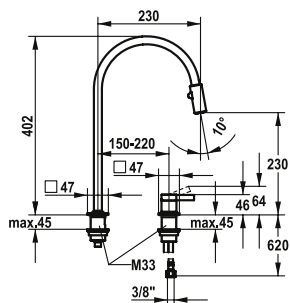
**ENIA E Pillar tap with filter system – Kitchen**

**NEW**

- Vertical shut-off valve
- Operating handle integrated into the spout
- Fixed spout
  - Neoperl® Caché®
- Ceramic disc valve 1/2" 90°
- Connecting thread 1/2"
- Mounting hole size 22mm or 35mm
- Scope of delivery:
  - Filter head Z.540.138
  - Filter cartridge Z.540.139
  - Connection material stand valve Z.540.141

Flow rate 4 l/min (3 bar)  
Acoustic group I





#### SAP Number Article Number

stainless steel, A 230, flexible connection hoses

**124405**

10.392.323.700FL

#### ERA Lever mixer – Kitchen

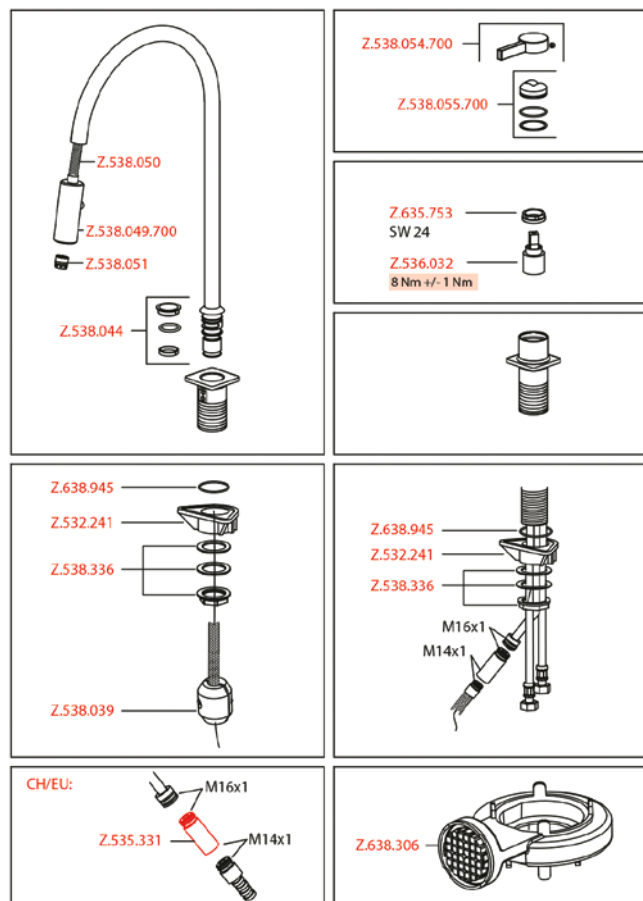
- 2-hole
- Lever installation possible on the right or left side
- TouchProtect
  - anti-scald protection thanks to the "double skin" principle
- Pull-out spray 360° turn – magnetic tight-fit holder
  - SprayClean – easy to clean and actively prevents limescale buildup
  - Jet regulator
  - PowerClean – needle spray mode, with automatic diverter reset
  - up to 500 mm pull-out length
  - black fabric hose

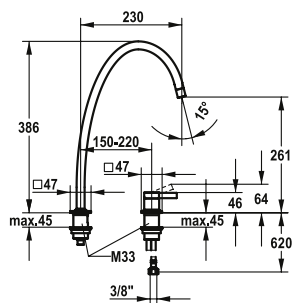
- Hose guide, swivelling 150°, can be extended to 360°
- OptimalSpace – ample space for washing or working
- KWC cartridge S 25
  - with ceramic discs
  - flow rate and temperature continuously variable
- Flexible connection hoses 3/8"
- Fastening by means of threaded sleeve M33 x 1.5
- Mounting hole size ø35 mm

Flow rate normal spray 7 l/min (3 bar)

Flow rate needle spray 7 l/min (3 bar)

Acoustic group I





#### SAP Number Article Number

stainless steel, A 230, flexible connection hoses

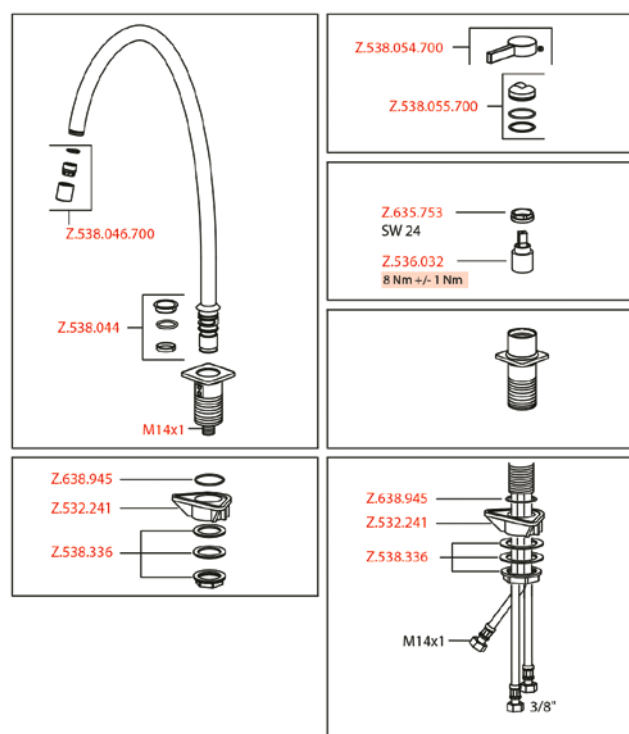
**124399** 10.392.024.700FL

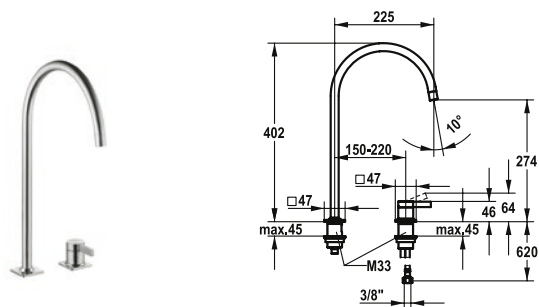
#### ERA Lever mixer – Kitchen

- 2-hole
- Lever installation possible on the right or left side
- Swivel spout 150°, extensible to 360°
  - Neoperl® Perlator® laminar
- OptimalSpace – ample space for washing or working
- KWC cartridge S 25
  - with ceramic discs
  - flow rate and temperature continuously variable
- Flexible connection hoses 3/8"
- Fastening by means of threaded sleeve M33 x 1.5
- Mounting hole size ø35 mm

Flow rate 8 l/min (3 bar)

Acoustic group I





#### SAP Number Article Number

stainless steel, A 225, flexible connection hoses

**124396** 10.392.023.700FL

#### ERA Lever mixer – Kitchen

- 2-hole
- Lever installation possible on the right or left side
- Swivel spout 150°, extensible to 360°
  - Neoperl® Perlator® laminar
- OptimalSpace – ample space for washing or working
- KWC cartridge S 25
  - with ceramic discs
  - flow rate and temperature continuously variable
- Flexible connection hoses 3/8"
- Fastening by means of threaded sleeve M33 x 1.5
- Mounting hole size ø35 mm



#### SAP Number Article Number

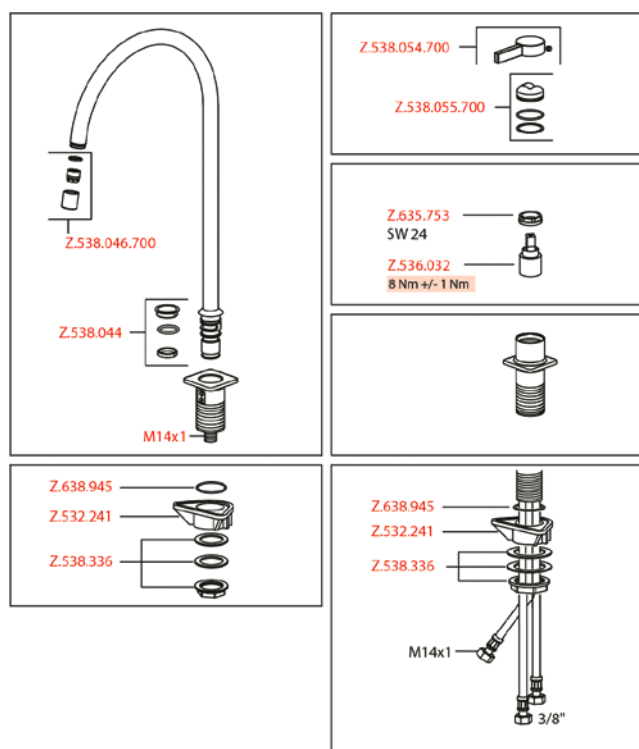
stainless steel, A 220, flexible connection hoses

**124402** 10.392.022.700FL

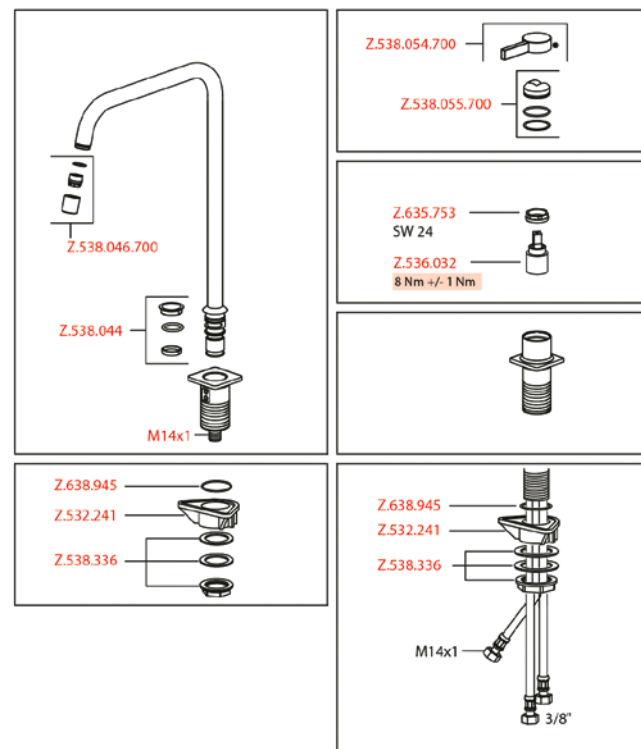
#### ERA Lever mixer – Kitchen

- 2-hole
- Lever installation possible on the right or left side
- Swivel spout 150°, extensible to 360°
  - Neoperl® Perlator® laminar
- OptimalSpace – ample space for washing or working
- KWC cartridge S 25
  - with ceramic discs
  - flow rate and temperature continuously variable
- Flexible connection hoses 3/8"
- Fastening by means of threaded sleeve M33 x 1.5
- Mounting hole size ø35 mm

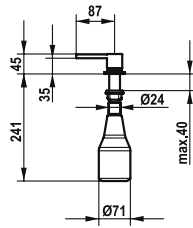
Flow rate 8 l/min (3 bar)  
Acoustic group I



Flow rate 8 l/min (3 bar)  
Acoustic group I







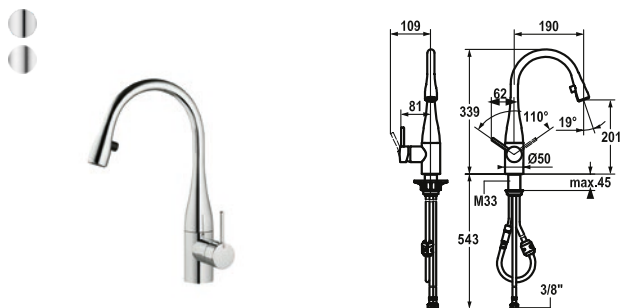
SAP Number	Article Number
------------	----------------

stainless steel	
-----------------	--

<b>538038</b>	Z.538.038.700
---------------	---------------

**ERA Soap dispenser**

- Soap dispenser KWC ERA
- Easily refillable from top without disassembly
- Mounting hole size Ø26 mm
- Scope of delivery:
  - Pump
  - Soap container, filling capacity 350 ml Z.538.053



#### SAP Number Article Number

chromeline, A 190, flexible connection hoses

**121619** 10.111.102.000FL

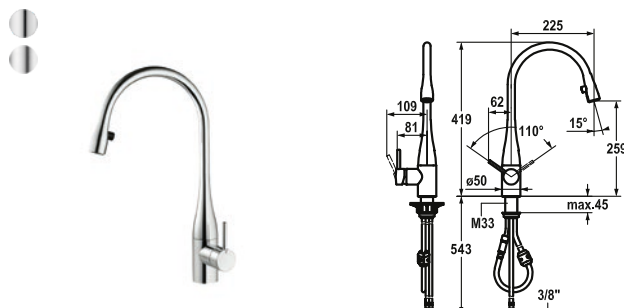
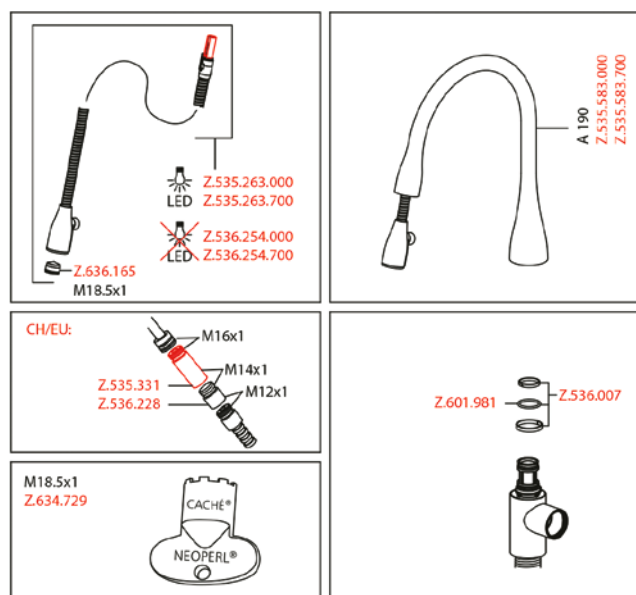
stainless steel, A 190, flexible connection hoses

**121617** 10.111.102.700FL

#### EVE Lever mixer – Kitchen

- Lever installation possible on the right or left side
- TouchProtect
  - anti-scald protection thanks to the “double skin” principle
- Pull-out aerator covered
  - Neoperl® Caché®
  - up to 600 mm pull-out length
  - hose surface to fit faucet surface
- Hose guide, swivelling 320°
- EasyLock – a pull-out spray that easily slides back into place
- KWC cartridge M 35
  - with ceramic discs
  - flow rate and temperature continuously variable
- Flexible connection hoses 3/8"
- Fastening by means of threaded sleeve M33 x 1.5
- Mounting hole size Ø35 mm

Flow rate 11 l/min  
Acoustic group I



#### SAP Number Article Number

chromeline, A 225, flexible connection hoses

**121241** 10.111.103.000FL

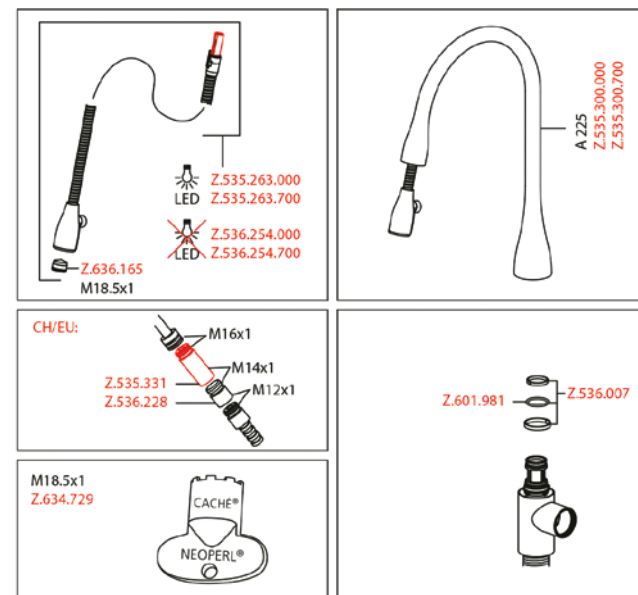
stainless steel, A 225, flexible connection hoses

**121326** 10.111.103.700FL

#### EVE Lever mixer – Kitchen

- Lever installation possible on the right or left side
- TouchProtect
  - anti-scald protection thanks to the “double skin” principle
- Pull-out aerator covered
  - Neoperl® Caché®
  - up to 600 mm pull-out length
  - hose surface to fit faucet surface
- Hose guide, swivelling 320°
- EasyLock – a pull-out spray that easily slides back into place
- OptimalSpace – ample space for washing or working
- KWC cartridge M 35
  - with ceramic discs
  - flow rate and temperature continuously variable
- Flexible connection hoses 3/8"
- Fastening by means of threaded sleeve M33 x 1.5
- Mounting hole size Ø35 mm

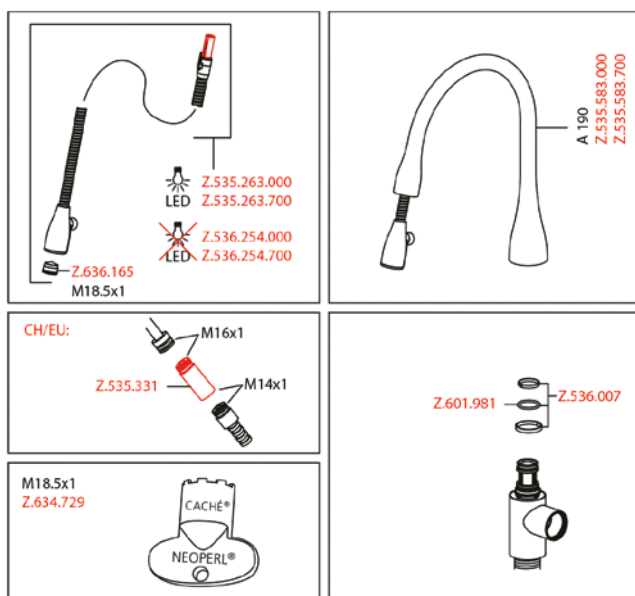
Flow rate 11 l/min (3 bar)  
Acoustic group I

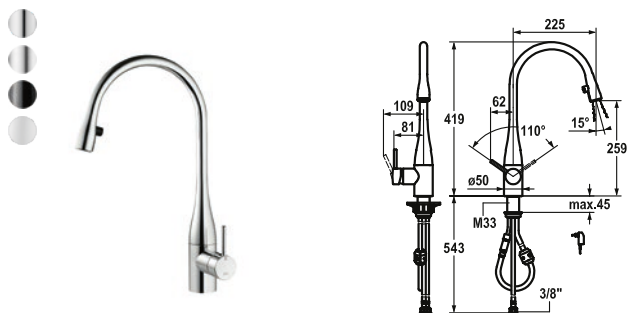




### EVE Lever mixer – Kitchen – with LEDShine

- Flow rate 10 l/min (3 bar)  
Acoustic group I





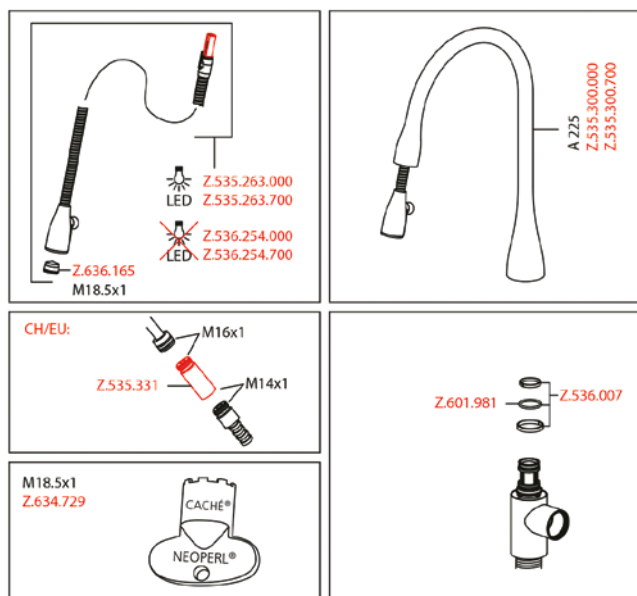
SAP Number	Article Number
chromeline, A 225, flexible connection hoses, mains receiver <b>121240</b>	10.121.103.000FL
stainless steel, A 225, flexible connection hoses, mains receiver <b>121325</b>	10.121.103.700FL
black chrome-plated, A 225, flexible connection hoses, mains receiver <b>122169</b>	10.121.103.151FL
glacier white, A 225, flexible connection hoses, mains receiver <b>122168</b>	10.121.103.150FL

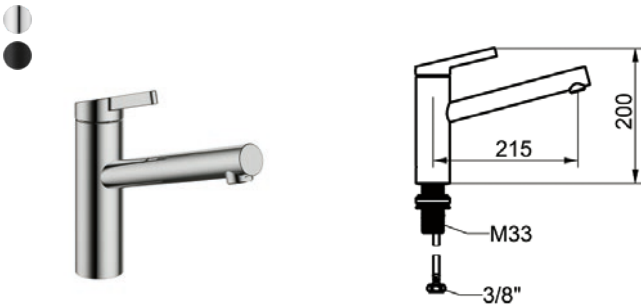
#### EVE Lever mixer – Kitchen – with LEDShine

- Lever installation possible on the right or left side
- TouchProtect
  - anti-scald protection thanks to the “double skin” principle
- Pull-out aerator covered
  - Neoperl® Caché®
  - integrated ON/OFF push-button with automatic shut-off after 45 minutes
  - up to 600 mm pull-out length
  - hose surface to fit faucet surface
- Hose guide, swivelling 320°
- EasyLock – a pull-out spray that easily slides back into place
- OptimalSpace – ample space for washing or working
- KWC cartridge M 35
  - with ceramic discs
  - flow rate and temperature continuously variable
- Flexible connection hoses 3/8"
- Fastening by means of threaded sleeve M33 x 1.5
- Mounting hole size ø35 mm
- Scope of delivery:
  - Mains receiver 100-240 V / operating voltage 6.75 V / cable length 1100 mm

Flow rate 10 l/min (3 bar)

Acoustic group I



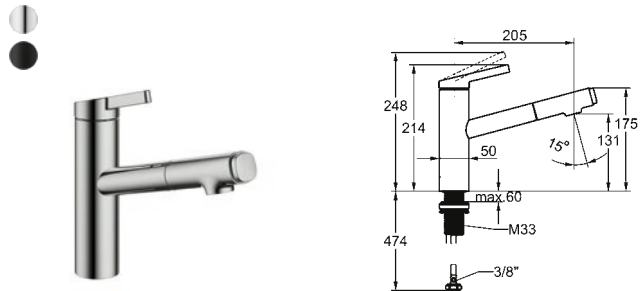
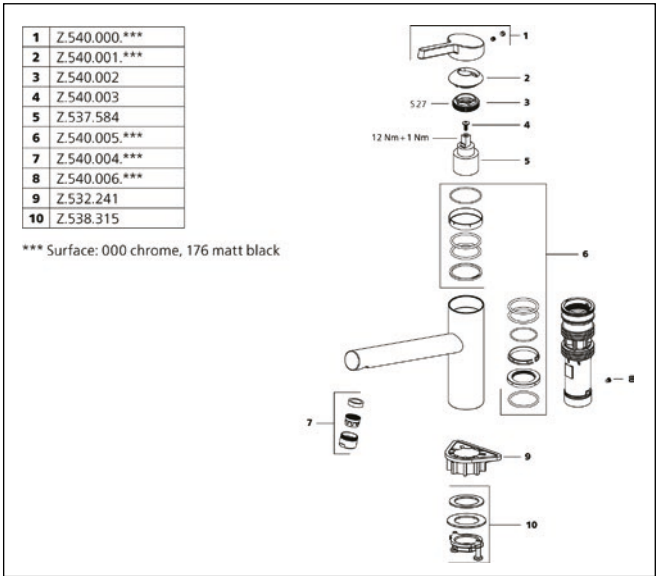


SAP Number	Article Number
chromeline, A 215, flexible connection hoses <b>125570</b>	10.541.022.000FL
matt black, A 215, flexible connection hoses <b>125571</b>	10.541.022.176FL

**FIT Lever mixer – Kitchen**

- Swivel spout 150°
  - Neoperl® Cascade® SLC
- KWC cartridge M 35 S
  - with ceramic discs
  - flow rate and temperature continuously variable
  - temperature limitation
- Flexible connection hoses 3/8"
- QuickInstallation
  - Fastening via threaded connection with locking screws
- Mounting hole size ø35 mm

Flow rate 7 l/min (3 bar)  
Acoustic group I

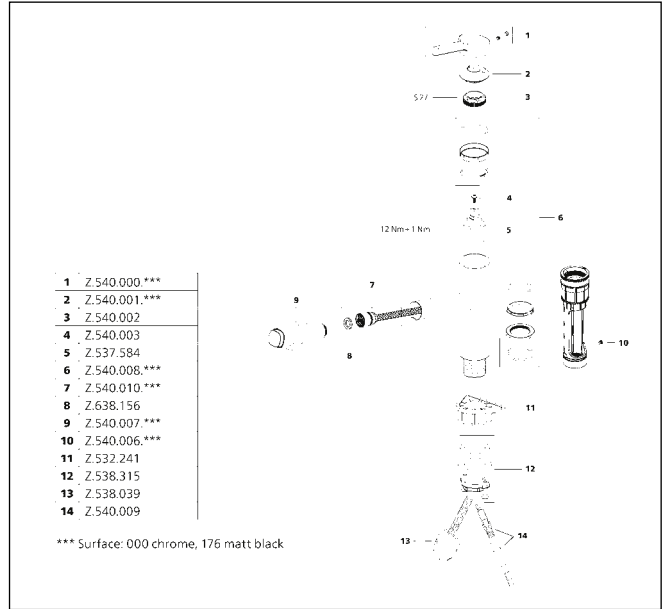


SAP Number	Article Number
chromeline, A 205, flexible connection hoses <b>125572</b>	10.541.032.000FL
matt black, A 205, flexible connection hoses <b>125573</b>	10.541.032.176FL

**FIT Lever mixer – Kitchen**

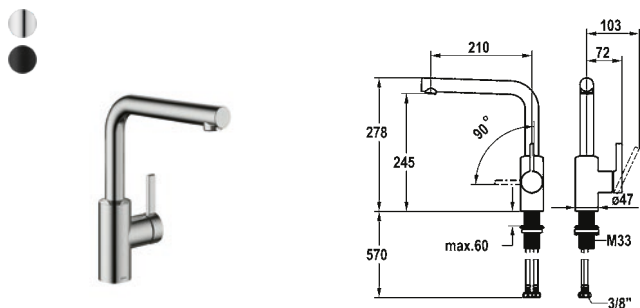
- TouchProtect
  - anti-scald protection thanks to the "double skin" principle
- Intrinsically safe against backflow
- Pull-out spray
  - up to 500 mm pull-out length
  - QuickConnect – Simple hose connection system
- Hose guide, swivelling 120°
- EasyLock – a pull-out spray that easily slides back into place
- KWC cartridge M 35 S
  - with ceramic discs
  - flow rate and temperature continuously variable
  - temperature limitation
- Flexible connection hoses 3/8"
- QuickInstallation
  - Fastening via threaded connection with locking screws
- Mounting hole size ø35 mm

Flow rate normal spray 6.8 l/min (3 bar)  
Flow rate needle spray 6.5 l/min (3 bar)  
Acoustic group I



For an overview of KWC technologies, see page 2





#### SAP Number Article Number

chromeline, A 210, flexible connection hoses

**125574** 10.541.012.000FL

matt black, A 210, flexible connection hoses

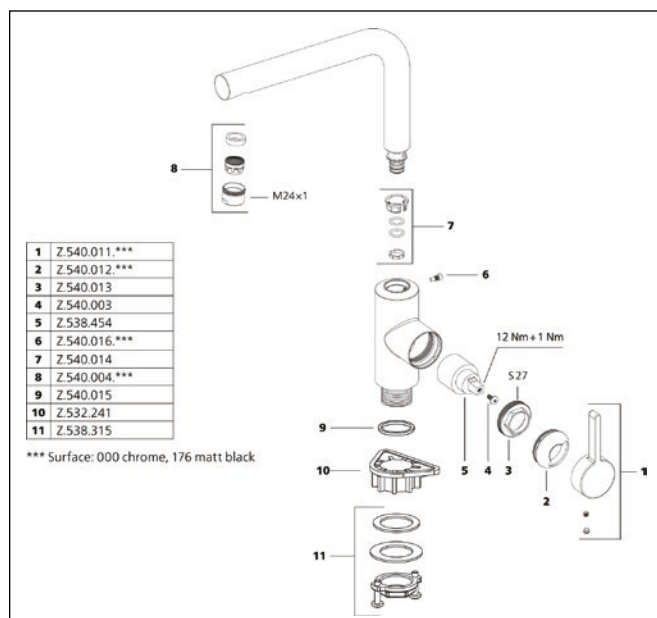
**125575** 10.541.012.176FL

#### FIT Lever mixer – Kitchen

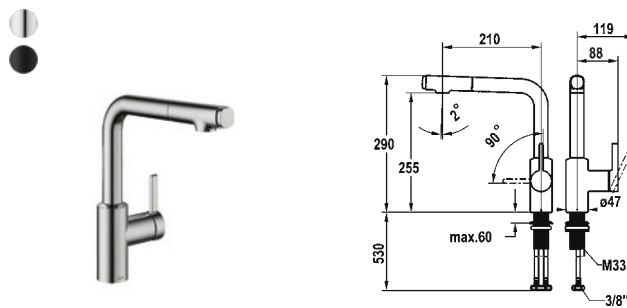
- Lever installation only possible on the right side
  - Child safety: cold water flow in lever position towards the front
- gap between wall and centre of mounting hole min. 25 mm
- Swivel spout 150°
  - Neoperl® Cascade® SLC
- OptimalSpace – ample space for washing or working
- KWC cartridge M 35 S
  - with ceramic discs
  - flow rate and temperature continuously variable
  - temperature limitation
- Flexible connection hoses 3/8"
- QuickInstallation
  - Fastening via threaded connection with locking screws
- Mounting hole size ø35 mm

Flow rate 7.6 l/min (3 bar)

Acoustic group I



#### Faucets for the kitchen



#### SAP Number Article Number

chromeline, A 210, flexible connection hoses

**125576** 10.541.002.000FL

matt black, A 210, flexible connection hoses

**125577** 10.541.002.176FL

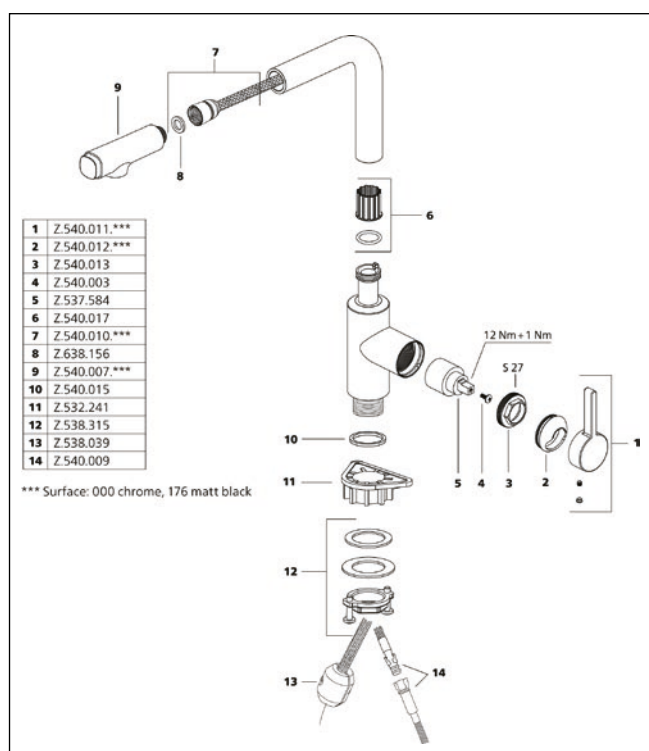
#### FIT Lever mixer – Kitchen

- Lever installation only possible on the right side
  - Child safety: cold water flow in lever position towards the front
- gap between wall and centre of mounting hole min. 25 mm
- Intrinsically safe against backflow
- Pull-out spray
  - up to 500 mm pull-out length
  - QuickConnect – Simple hose connection system
- Hose guide, swivelling 120°
- EasyLock – a pull-out spray that easily slides back into place
- OptimalSpace – ample space for washing or working
- KWC cartridge M 35 S
  - with ceramic discs
  - flow rate and temperature continuously variable
  - temperature limitation
- Flexible connection hoses 3/8"
- QuickInstallation
  - Fastening via threaded connection with locking screws
- Mounting hole size ø35 mm

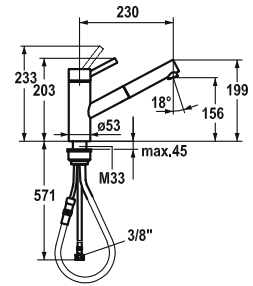
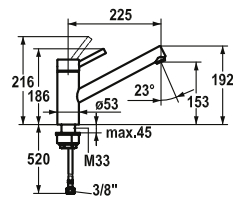
Flow rate normal spray 6.5 l/min (3 bar)

Flow rate needle spray 6.5 l/min (3 bar)

Acoustic group I



For an overview of KWC technologies, see page 2



SAP Number	Article Number
stainless steel, A 225, flexible connection hoses <b>121501</b>	10.271.023.700FL

## INOX Lever mixer – Kitchen

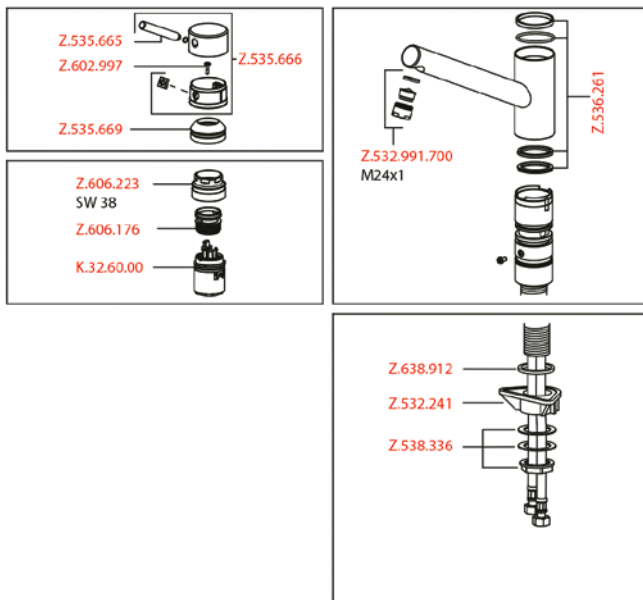
- Swivel spout 160°
  - Neoperl® Cascade®
- KWC cartridge L 39 – universal
  - with ceramic discs
  - flow rate and temperature continuously variable
  - temperature and flow rate limitation
- Flexible connection hoses 3/8"
- Fastening by means of threaded sleeve M33 x 1.5
- Mounting hole size ø35 mm

SAP Number	Article Number
stainless steel, A 230, flexible connection hoses <b>121513</b>	10.271.103.700FL

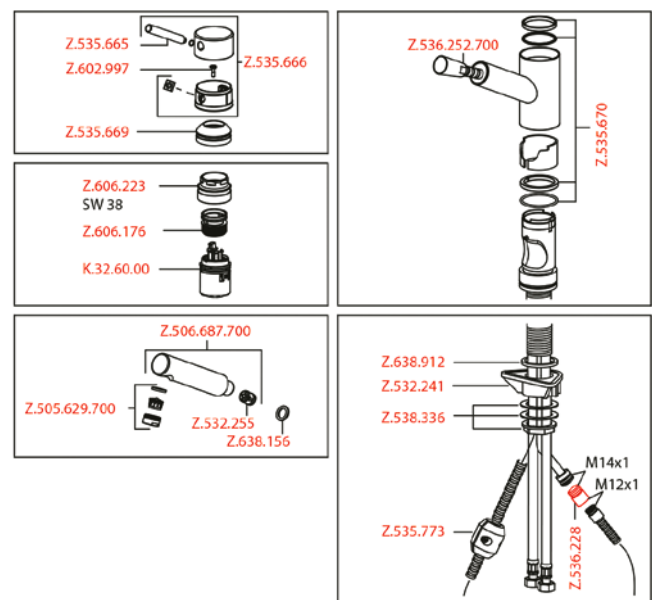
### INOX Lever mixer – Kitchen

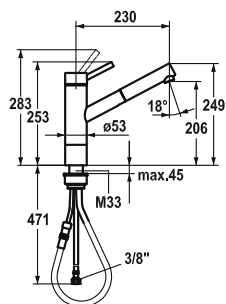
- TouchProtect
  - anti-scald protection thanks to the “double skin” principle
- Pull-out aerator
  - Neoperl® Cascade®
  - up to 700 mm pull-out length
  - hose surface to fit faucet surface
- Hose guide, swivelling 130°
- EasyLock – a pull-out spray that easily slides back into place
- KWC cartridge L 39 – universal
  - with ceramic discs
  - flow rate and temperature continuously variable
  - temperature and flow rate limitation
- Flexible connection hoses  $\frac{3}{8}$ "
- Fastening by means of threaded sleeve M33 x 1.5
- Mounting hole size  $\varnothing 35$  mm

Flow rate 12 l/min (3 bar)  
Acoustic group I



Flow rate 12 l/min (3 bar)  
Acoustic group I





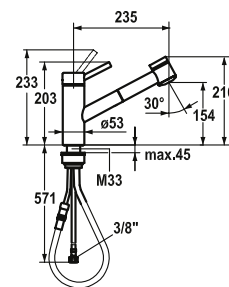
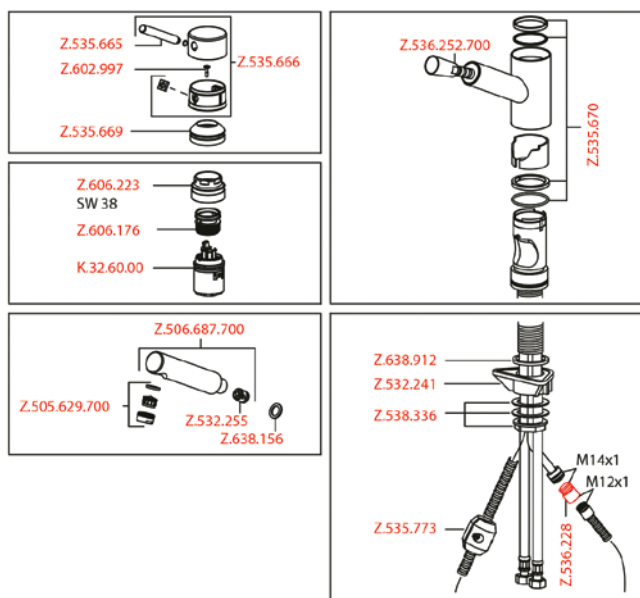
SAP Number Article Number

stainless steel, A 230, flexible connection hoses  
**121517** 10.271.303.700FL

### INOX Lever mixer – Kitchen

- Socket 50 mm
- TouchProtect
  - anti-scald protection thanks to the “double skin” principle
- Pull-out aerator
  - Neoperl® Cascade®
  - up to 700 mm pull-out length
  - hose surface to fit faucet surface
- Hose guide, swivelling 130°
- EasyLock – a pull-out spray that easily slides back into place
- OptimalSpace – ample space for washing or working
- KWC cartridge L 39 – universal
  - with ceramic discs
  - flow rate and temperature continuously variable
  - temperature and flow rate limitation
- Flexible connection hoses 3/8"
- Fastening by means of threaded sleeve M33 x 1.5
- Mounting hole size ø35 mm

Flow rate 12 l/min (3 bar)  
 Acoustic group I



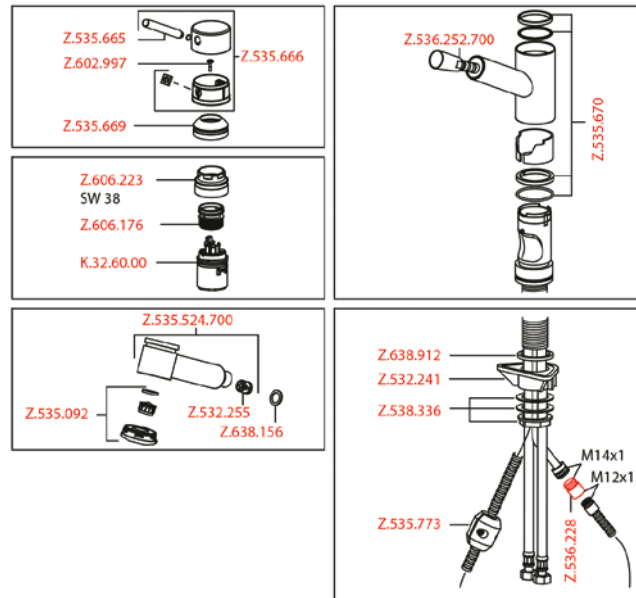
SAP Number Article Number

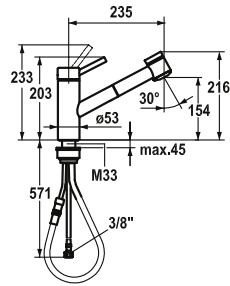
stainless steel, A 235, flexible connection hoses  
**121505** 10.271.033.700FL

### INOX Lever mixer – Kitchen

- TouchProtect
  - anti-scald protection thanks to the “double skin” principle
- Pull-out spray
  - SprayClean – easy to clean and actively prevents limescale buildup
  - up to 700 mm pull-out length
  - SprayLock – lockable jet spray
  - PowerClean – needle spray mode, with automatic diverter reset
  - hose surface to fit faucet surface
- Hose guide, swivelling 130°
- EasyLock – a pull-out spray that easily slides back into place
- KWC cartridge L 39 – universal
  - with ceramic discs
  - flow rate and temperature continuously variable
  - temperature and flow rate limitation
- Flexible connection hoses 3/8"
- Fastening by means of threaded sleeve M33 x 1.5
- Mounting hole size ø35 mm

Flow rate normal spray 12 l/min (3 bar)  
 Flow rate needle spray 13 l/min (3 bar)  
 Acoustic group I



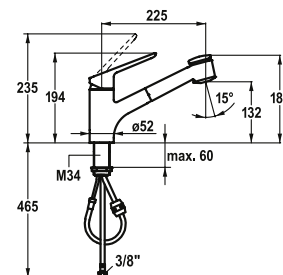
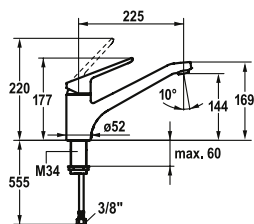


stainless steel/matte black, A 235,  
flexible connection hoses  
**121509** 10.271.033.736FL

- Pull-out spray
  - SprayClean – easy to clean and actively prevents limescale buildup
  - up to 700 mm pull-out length
  - SprayLock – lockable jet spray
  - PowerClean – needle spray mode, with automatic diverter reset
  - hose surface to fit faucet surface
- Hose guide, swivelling 130°
- KWC cartridge L 39 – universal
  - with ceramic discs
  - flow rate and temperature continuously variable
  - temperature and flow rate limitation
- Flexible connection hoses ¾"
- Fastening by means of threaded sleeve M33 x 1.5
- Mounting hole size ø35 mm

Exploded view diagram of the Z.535.666 assembly. The diagram shows the following components and their assembly sequence:

- Z.535.665 (Top cap)
- Z.602.997 (Seal/O-ring)
- Z.535.666 (Main body)
- Z.535.669 (Bottom cap)
- Z.606.223 (SW 38) (Switch component)
- Z.606.176 (Switch component)
- K.32.60.00 (Base component)
- Z.534.852.136 (Internal component)
- Z.535.092 (Internal component)
- Z.532.255 (Internal component)
- Z.638.156 (Internal component)



#### SAP Number Article Number

chromeline, A 225, flexible connection hoses  
**123995** 10.371.023.000FL

#### ISLA Lever mixer – Kitchen

- Swivel spout 160°
  - Neoperl® Cascade®
- KWC cartridge M 35 H
  - with ceramic discs
  - flow rate and temperature continuously variable
- Flexible connection hoses 3/8"
- Fastening by means of threaded sleeve M34 x 1
- Mounting hole size ø35 mm

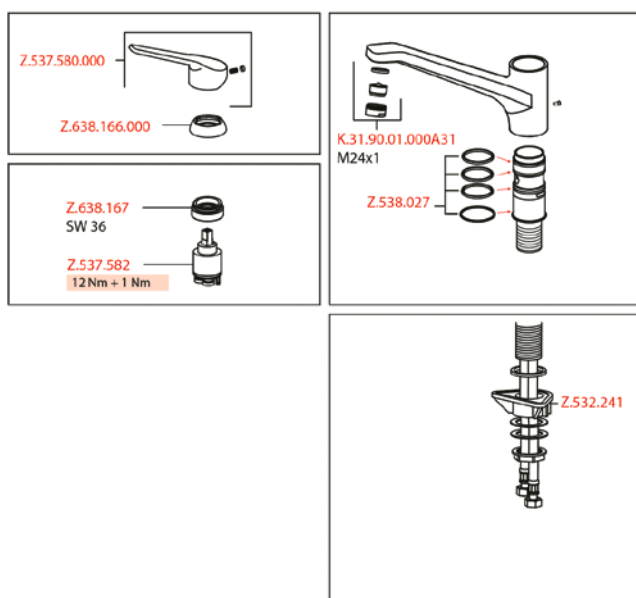
#### SAP Number Article Number

chromeline, A 225, flexible connection hoses  
**123994** 10.371.033.000FL

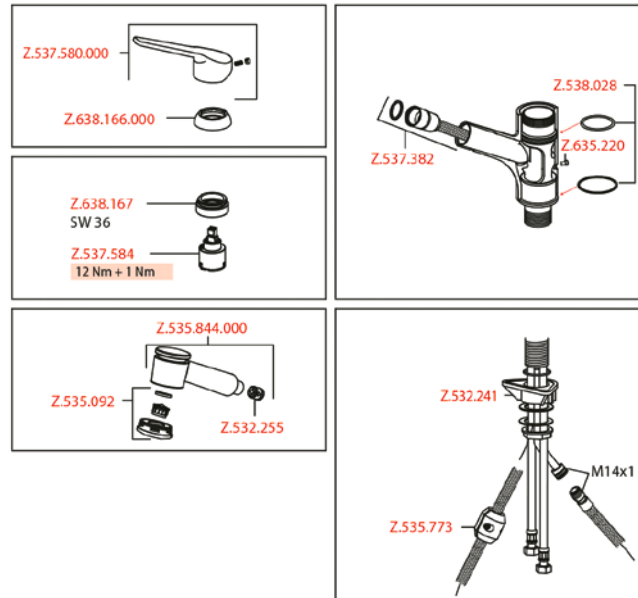
#### ISLA Lever mixer – Kitchen

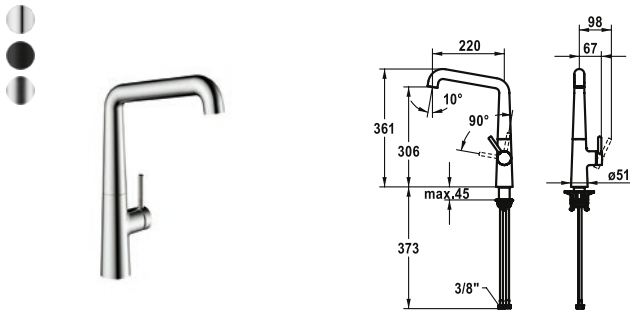
- TouchProtect
  - anti-scald protection thanks to the "double skin" principle
- Pull-out spray
  - SprayClean – easy to clean and actively prevents limescale buildup
  - up to 700 mm pull-out length
  - PowerClean – needle spray mode, with automatic diverter reset
  - TwistProtect – 360° swiveling spray
- Hose guide, swivelling 95°
- EasyLock – a pull-out spray that easily slides back into place
- KWC cartridge M 35 S
  - with ceramic discs
  - flow rate and temperature continuously variable
- Flexible connection hoses 3/8"
- Fastening by means of threaded sleeve M34 x 1
- Mounting hole size ø35 mm

Flow rate 14 l/min (3 bar)  
 Acoustic group II



Flow rate normal spray 9 l/min (3 bar)  
 Flow rate needle spray 9 l/min (3 bar)  
 Acoustic group II





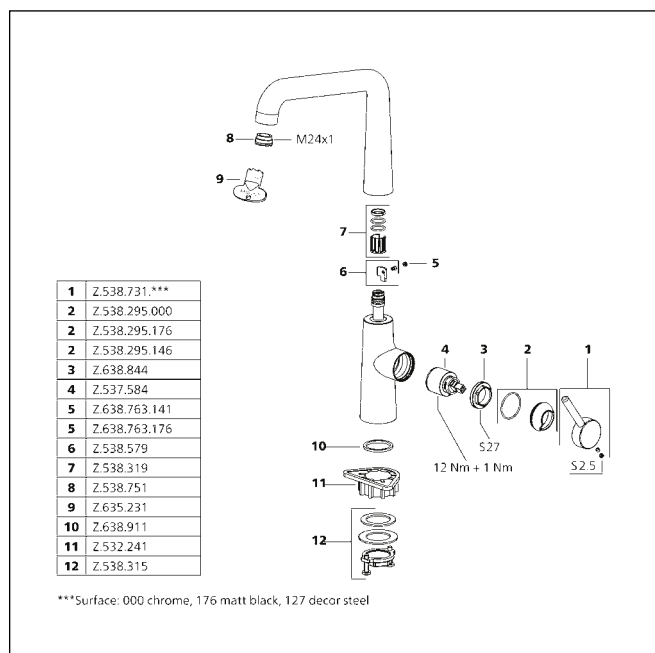
SAP Number	Article Number
chromeline, A 220, flexible connection hoses <b>125199</b>	10.481.012.000FL
matt black, A 220, flexible connection hoses <b>125200</b>	10.481.012.176FL
decor steel, A 220, flexible connection hoses <b>125201</b>	10.481.012.127FL

### KIO Lever mixer – Kitchen

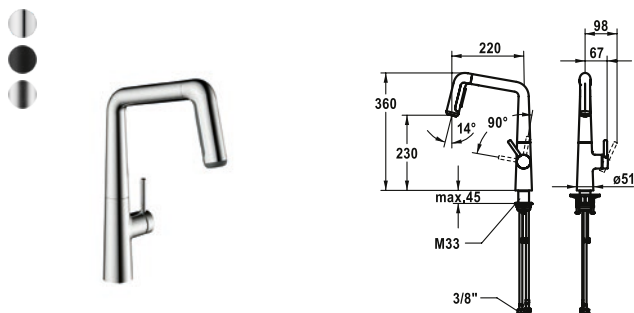
- Lever installation only possible on the right side
  - Child safety: cold water flow in lever position towards the front
- gap between wall and centre of mounting hole min. 26 mm
- Swivel spout 150°, extensible to 360°
  - Neoperl® Caché® laminar
- OptimalSpace – ample space for washing or working
- KWC cartridge M 35 S
  - with ceramic discs
  - flow rate and temperature continuously variable
- Flexible connection hoses 3/8"
- QuickInstallation
  - Fastening via threaded connection with locking screws
- Mounting hole size ø35 mm
- To be ordered separately (optional or if necessary):
  - Swivel range limited to 120°, Z.538.320

Flow rate 11 l/min (3 bar)

Acoustic group I







SAP Number	Article Number
chromeline, A 220, flexible connection hoses <b>125202</b>	10.481.002.000FL
matt black, A 220, flexible connection hoses <b>125203</b>	10.481.002.176FL
decor steel, A 220, flexible connection hoses <b>125204</b>	10.481.002.127FL

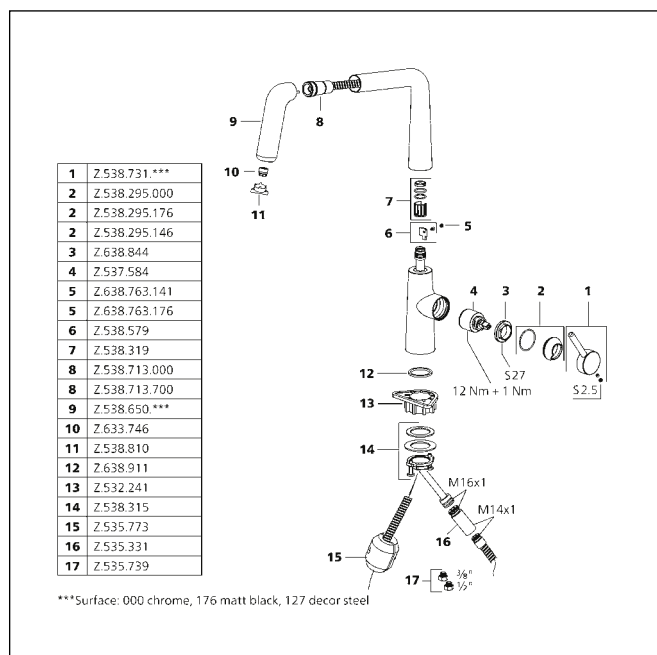
### KIO Lever mixer – Kitchen

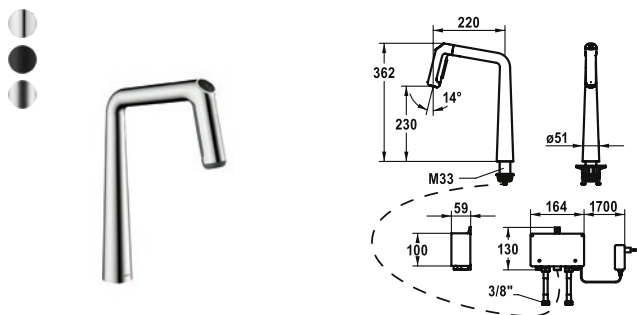
- Lever installation only possible on the right side
  - Child safety: cold water flow in lever position towards the front
- gap between wall and centre of mounting hole min. 26 mm
- TouchProtect
  - anti-scald protection thanks to the "double skin" principle
- Pull-out spray ergonomic spout alignment, shape and handling
  - SprayClean – easy to clean and actively prevents limescale buildup
  - Neoperl® Perlator® laminar
  - PowerClean – needle spray mode, with automatic diverter reset
  - up to 500 mm pull-out length
  - hose surface to fit faucet surface
- Hose guide, swivelling 150°, can be extended to 360°
- EasyLock – a pull-out spray that easily slides back into place
- OptimalSpace – ample space for washing or working
- KWC cartridge M 35 S
  - with ceramic discs
  - flow rate and temperature continuously variable
- Flexible connection hoses 3/8"
- QuickInstallation
  - Fastening via threaded connection with locking screws
- Mounting hole size ø35 mm
- To be ordered separately (optional or if necessary):
  - Swivel range limited to 120°, Z.538.320

Flow rate normal spray 10 l/min (3 bar)

Flow rate needle spray 9 l/min (3 bar)

Acoustic group I





#### SAP Number Article Number

chromeline, A 220, flexible connection hoses,  
mains receiver

**125193** 10.481.232.000FL

matt black, A 220, flexible connection hoses,  
mains receiver

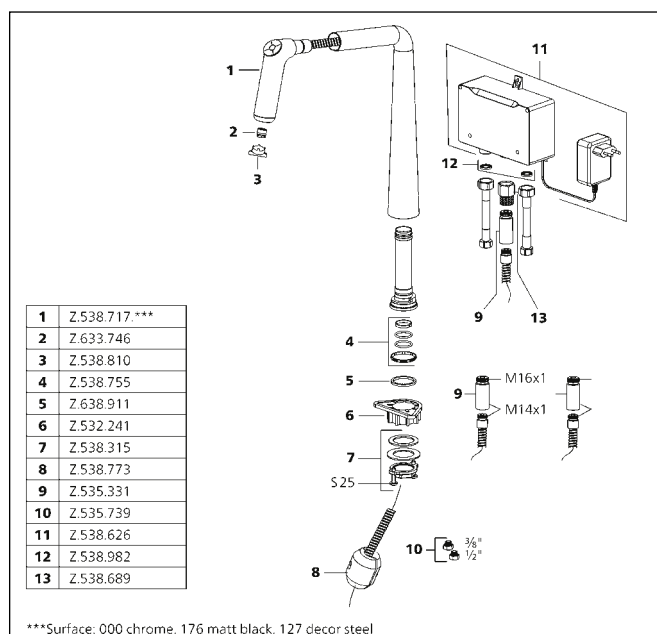
**125194** 10.481.232.176FL

decor steel, A 220, flexible connection hoses,  
mains receiver

**125195** 10.481.232.127FL

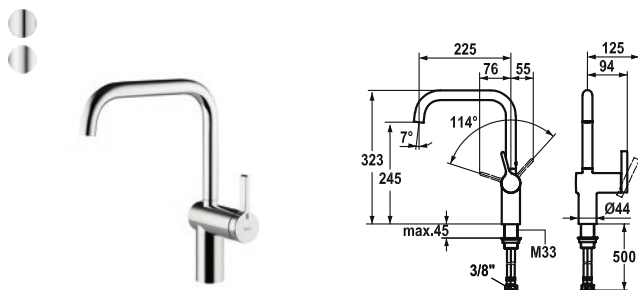
#### Kitchen – with LED-technology

- IntelligentControl – electronic control
- gap between wall and centre of mounting hole min. 26 mm
- TouchProtect
  - anti-scald protection thanks to the "double skin" principle
- Microprocessor-control
  - touch'n'flow 1: cold water, 50% flow rate can be individually adjusted and saved
  - touch'n'flow 2: warm water, 50% flow rate can be individually adjusted and saved
  - touch'n'flow 3: hot water, 50% flow rate can be individually adjusted and saved
  - with cleaning programme
- Pull-out spray – ergonomic spout alignment, shape and handling
  - SprayClean – easy to clean and actively prevents limescale buildup
  - Neoperl® Perlator® laminar
  - PowerClean – needle spray mode, with automatic diverter reset
  - Integrated control unit
  - up to 500 mm pull-out length
  - hose surface to fit faucet surface
- Hose guide, swivelling 150°, can be extended to 360°
- EasyLock – a pull-out spray that easily slides back into place
- OptimalSpace – ample space for washing or working
- KWC control unit, maintenance-free
  - up-to-date microprocessor and drive technology
  - tried-and-tested valve technology
  - with-out installation materials
  - designed for wired connection to 1 operating unit (standard)
- Flexible connection hoses 3/8"
- QuickInstallation
  - Fastening via threaded connection with locking screws
- Mounting hole size Ø35 mm
- Scope of delivery:
  - Mains receiver 100-240 V / operating voltage 12 V / cable length 2000 mm
- To be ordered separately (optional or if necessary):
  - Swivel range limited to 120°, Z.538.320



\*\*\*Surface: 000 chrome, 176 matt black, 127 decor steel

Flow rate 10 l/min (3 bar)  
Acoustic group I

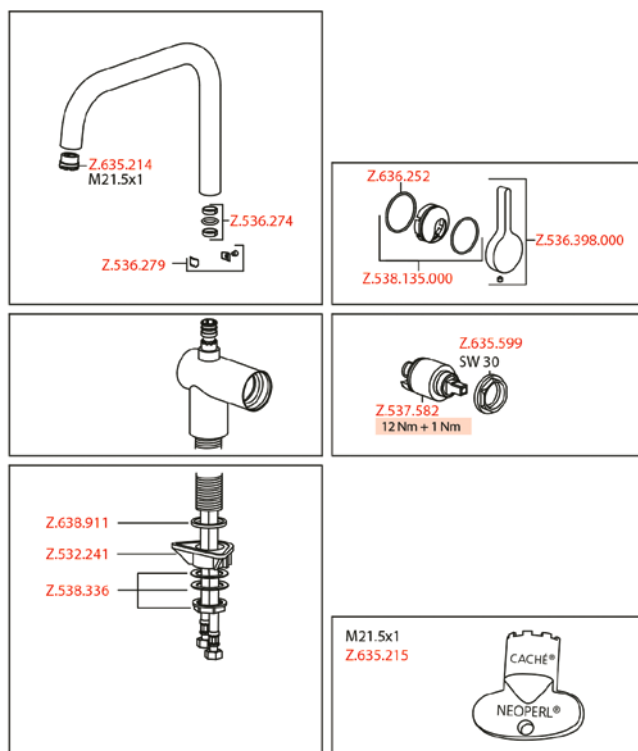


SAP Number	Article Number
chromeline, A 225, flexible connection hoses <b>122297</b>	10.231.013.000FL
stainless steel, A 225, flexible connection hoses <b>122298</b>	10.231.013.700FL

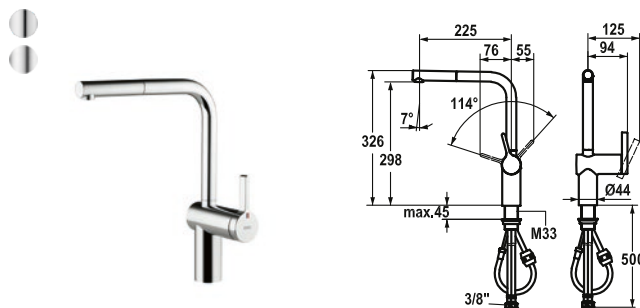
#### LIVELLO Lever mixer – Kitchen

- Lever installation only possible on the right side
  - Child safety: cold water flow in lever position towards the front
- gap between wall and centre of mounting hole min. 60 mm
- Swivel spout 125°, extensible to 360°
  - Neoperl® Caché®
- OptimalSpace – ample space for washing or working
- KWC cartridge M 35 H
  - with ceramic discs
  - flow rate and temperature continuously variable
- Flexible connection hoses 3/8"
- Fastening by means of threaded sleeve M33 x 1.5
- Mounting hole size ø35 mm

Flow rate 11 l/min (3 bar)  
Acoustic group II



#### Faucets for the kitchen

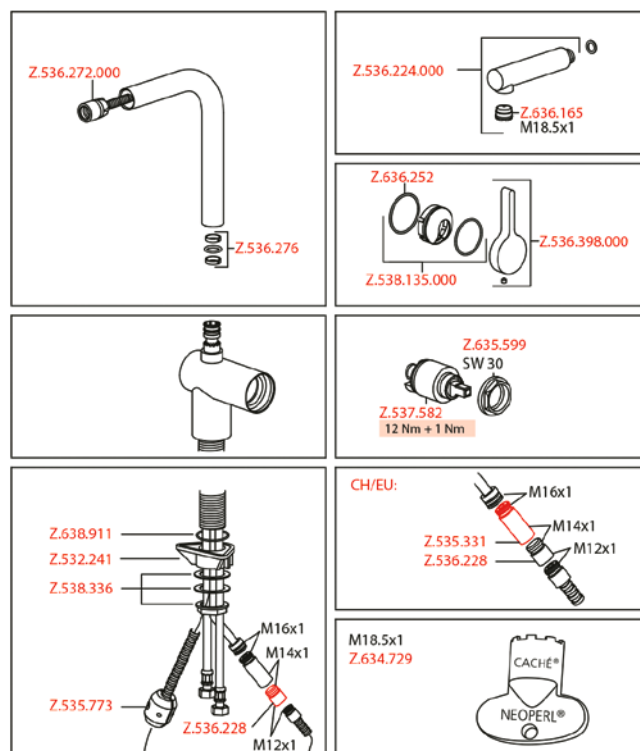


SAP Number	Article Number
chromeline, A 225, flexible connection hoses <b>122295</b>	10.231.103.000FL
stainless steel, A 225, flexible connection hoses <b>122296</b>	10.231.103.700FL

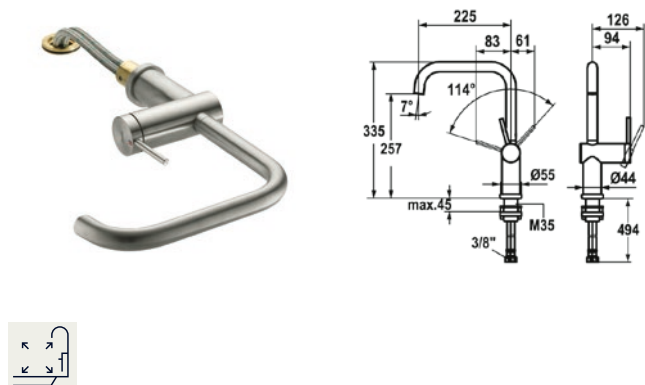
#### LIVELLO Lever mixer – Kitchen

- Lever installation only possible on the right side
  - Child safety: cold water flow in lever position towards the front
- gap between wall and centre of mounting hole min. 60 mm
- TouchProtect
  - anti-scald protection thanks to the "double skin" principle
- Pull-out aerator
  - Neoperl® Caché®
  - up to 600 mm pull-out length
  - hose surface to fit faucet surface
- Hose guide, swivelling 360°
- EasyLock – a pull-out spray that easily slides back into place
- OptimalSpace – ample space for washing or working
- KWC cartridge M 35 H
  - with ceramic discs
  - flow rate and temperature continuously variable
- Flexible connection hoses 3/8"
- Fastening by means of threaded sleeve M33 x 1.5
- Mounting hole size ø35 mm

Flow rate 11 l/min (3 bar)  
Acoustic group II



For an overview of KWC technologies, see page 2



SAP Number Article Number

stainless steel, A 225, flexible connection hoses

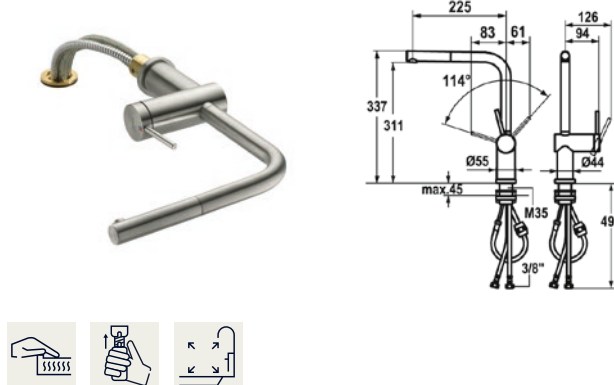
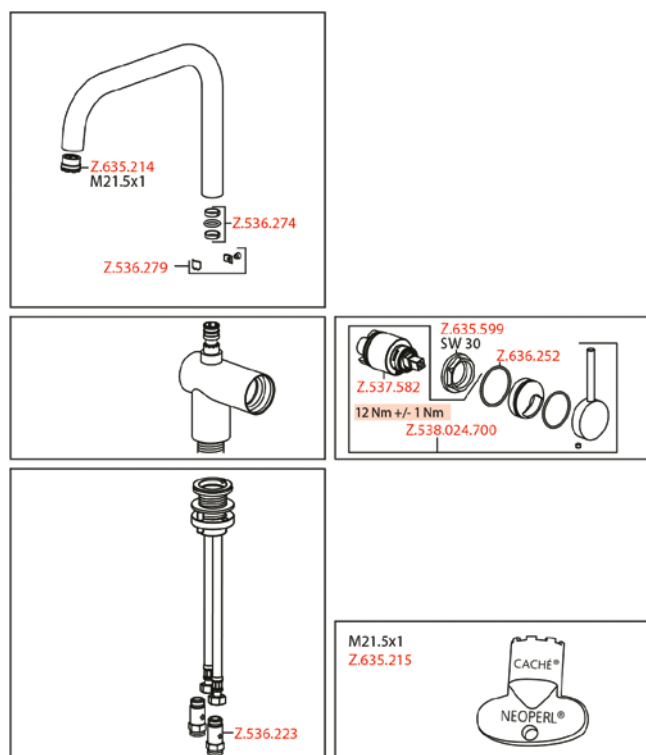
**123115** 10.231.043.700FL

### LIVELLO Lever mixer – Kitchen – detachable

- Detachable for installation below windows – detached 55 mm
- Lever installation only possible on the right side
  - Child safety: cold water flow in lever position towards the front
- gap between wall and centre of mounting hole min. 65 mm
- Intrinsically safe against backflow
- Swivel spout 125°, extensible to 360°
  - Neoperl® Caché®
- OptimalSpace – ample space for washing or working
- KWC cartridge M 35 H
  - with ceramic discs
  - flow rate and temperature continuously variable
- Flexible connection hoses 3/8"
- Fastening by means of threaded sleeve M35 x 1.5 (preassembled socket)
- Mounting hole size Ø35–37 mm

Flow rate 12 l/min (3 bar)

Acoustic group II



SAP Number Article Number

stainless steel, A 225, flexible connection hoses

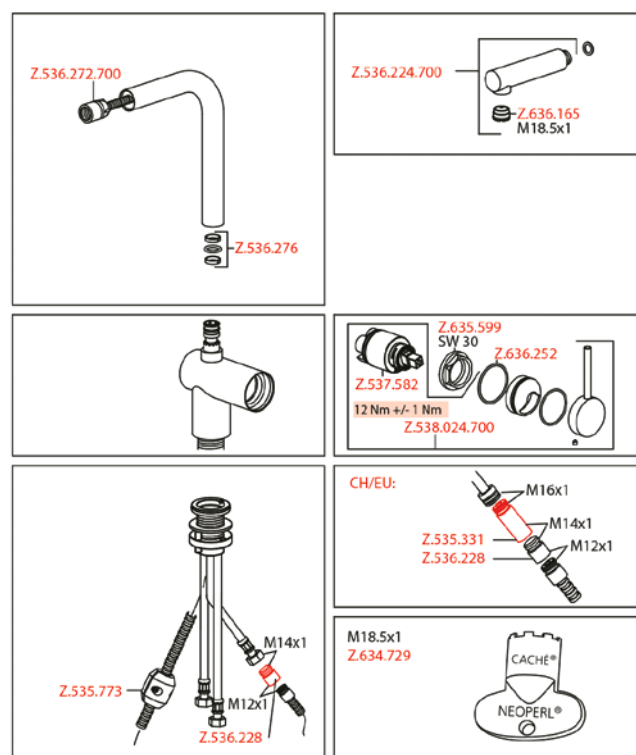
**123116** 10.231.053.700FL

### LIVELLO Lever mixer – Kitchen – detachable

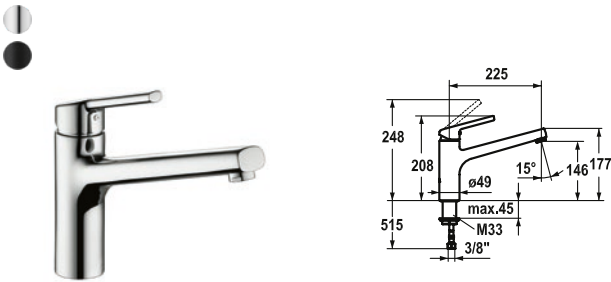
- Detachable for installation below windows – detached 55 mm
- Lever installation only possible on the right side
  - Child safety: cold water flow in lever position towards the front
- gap between wall and centre of mounting hole min. 65 mm
- TouchProtect
  - anti-scald protection thanks to the "double skin" principle
- Intrinsically safe against backflow
- Pull-out aerator
  - Neoperl® Caché®
  - up to 600 mm pull-out length
  - hose surface to fit faucet surface
- Hose guide, swivelling 360°
- EasyLock – a pull-out spray that easily slides back into place
- OptimalSpace – ample space for washing or working
- KWC cartridge M 35 H
  - with ceramic discs
  - flow rate and temperature continuously variable
- Flexible connection hoses 3/8"
- Fastening by means of threaded sleeve M35 x 1.5 (preassembled socket)
- Mounting hole size Ø35–37 mm

Flow rate 11 l/min (3 bar)

Acoustic group II



For an overview of KWC technologies, see page 2

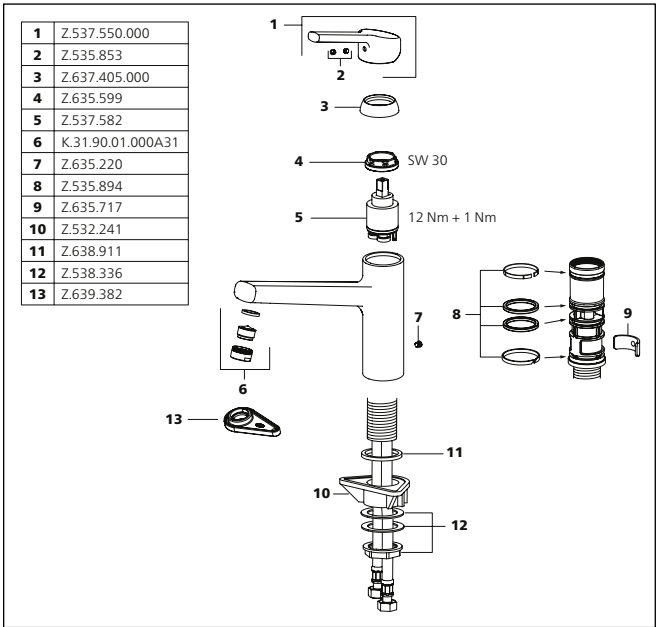


SAP Number	Article Number
chromeline, A 225 <b>123818</b>	10.441.023.000FL
matt black, A 225 <b>124748</b>	10.441.023.176FL

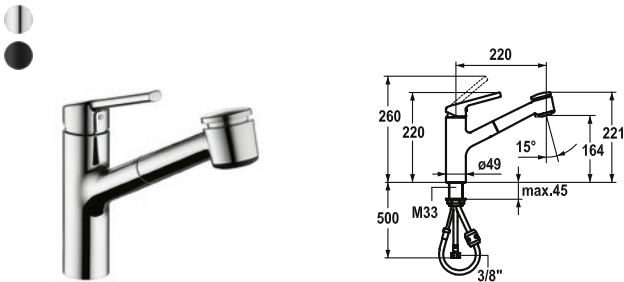
## LUNA E Lever mixer

- Swivel spout 160°
  - Neoperl® Cascade®
- KWC cartridge M 35
  - with ceramic discs
  - flow rate and temperature continuously variable
- Flexible connection hoses 3/8"
- Fastening by means of threaded sleeve M33 x 1.5
- Mounting hole size ø35 mm

Flow rate 12 l/min (3 bar)  
Acoustic group I



Faucets for the kitchen

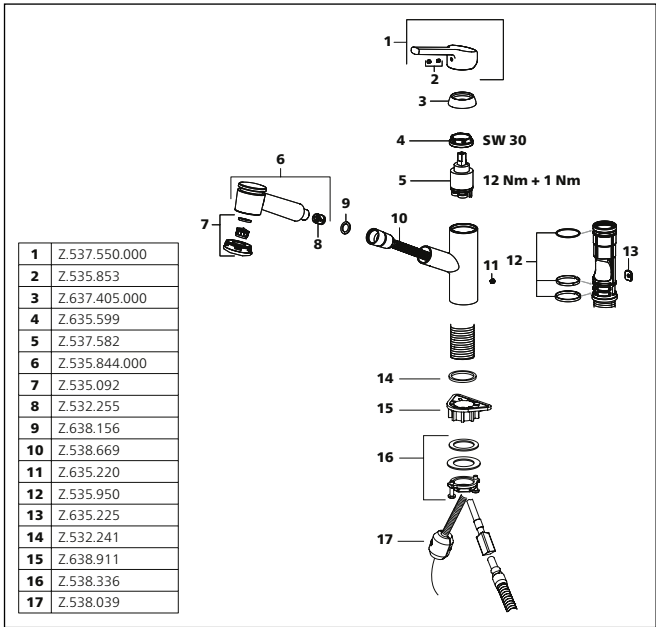


SAP Number	Article Number
chromeline, A220 <b>123820</b>	10.441.033.000FL
matt black, A220 <b>124751</b>	10.441.033.176FL

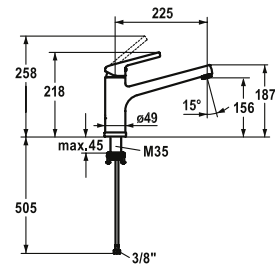
## LUNA E Lever mixer

- TouchProtect
  - anti-scald protection thanks to the "double skin" principle
- Pull-out spray
  - SprayClean – easy to clean and actively prevents limescale buildup
  - up to 600 mm pull-out length
  - PowerClean – needle spray mode, with automatic diverter reset
  - QuickConnect – Simple hose connection system
- Hose guide, swivelling 130°
- EasyLock – a pull-out spray that easily slides back into place
- KWC cartridge M 35
  - with ceramic discs
  - flow rate and temperature continuously variable
- Flexible connection hoses 3/8"
- Fastening by means of threaded sleeve M33 x 1.5
- Mounting hole size ø35 mm

Flow rate normal spray 10 l/min (3 bar)  
Flow rate needle spray 10 l/min (3 bar)  
Acoustic group II



For an overview of KWC technologies, see page 2

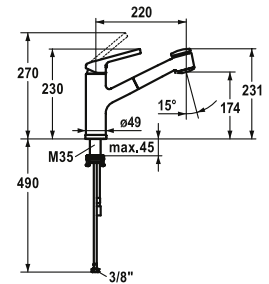
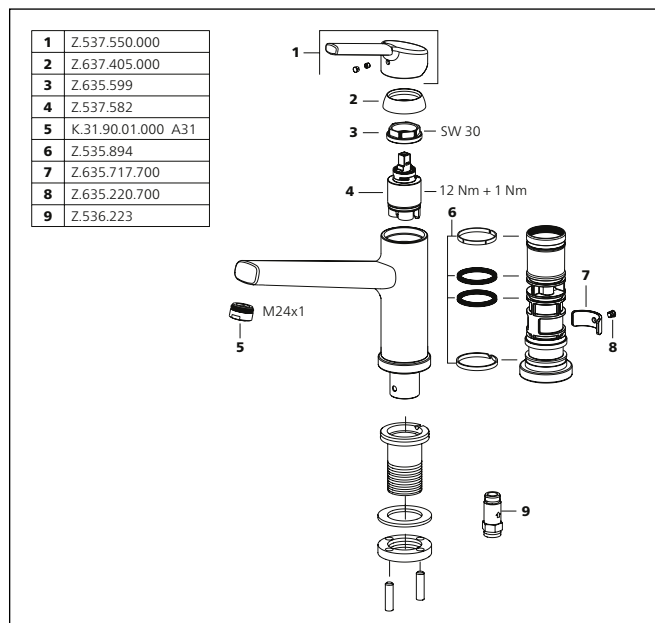


SAP Number	Article Number
chromeline, A225 <b>125135</b>	10.441.043.000FL

## LUNA E Lever mixer

- Detachable for installation below windows – detached 55 mm
- Swivel spout 160°
  - Neoperl® Cascade®
- KWC cartridge M 35
  - with ceramic discs
  - flow rate and temperature continuously variable
- Flexible connection hoses 3/8"
- Fastening by means of threaded sleeve M35 x 1.5 (preassembled socket)
- Mounting hole size Ø35–37 mm

Flow rate 12 l/min (3 bar)  
Acoustic group I

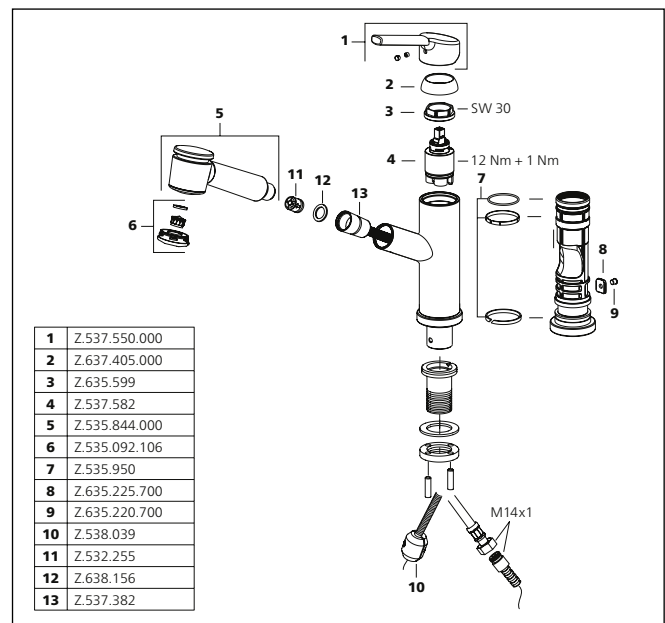


SAP Number	Article Number
chromeline, A220 <b>125136</b>	10.441.053.000FL

## LUNA E Lever mixer

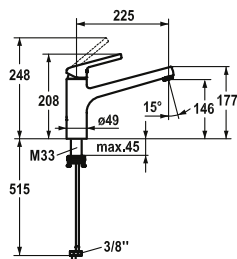
- Detachable for installation below windows – detached 55 mm
- TouchProtect
  - anti-scald protection thanks to the “double skin” principle
- Pull-out spray
  - SprayClean – easy to clean and actively prevents limescale buildup
  - up to 600 mm pull-out length
  - PowerClean – needle spray mode, with automatic diverter reset
- Hose guide, swivelling 130°
- EasyLock – a pull-out spray that easily slides back into place
- KWC cartridge M 35
  - with ceramic discs
  - flow rate and temperature continuously variable
- Flexible connection hoses  $\frac{3}{8}$ "
- Fastening by means of threaded sleeve M35 x 1.5 (preassembled socket)
- Mounting hole size Ø35–37 mm

Flow rate normal spray 10 l/min (3 bar)  
Flow rate needle spray 9 l/min (3 bar)  
Acoustic group I



For an overview of KWC technologies, see page 2



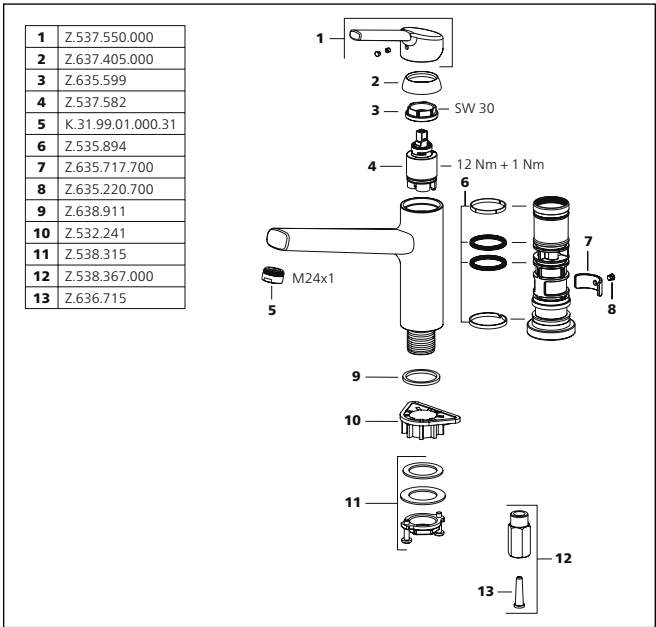


SAP Number	Article Number
chromeline, A225	
<b>125137</b>	10.445.023.000FL

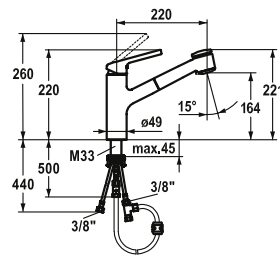
LUNA E Lever mixer

- Swivel spout 160°
  - Neoperl® Cascade®
- KWC cartridge M 35
  - with ceramic discs
  - flow rate and temperature continuously variable
- Flexible connection hoses 3/8"
- QuickInstallation
  - Fastening via threaded connection with locking screws
- Mounting hole size ø35 mm

Flow rate 6 l/min (3 bar)  
Acoustic group I



Faucets for the kitchen

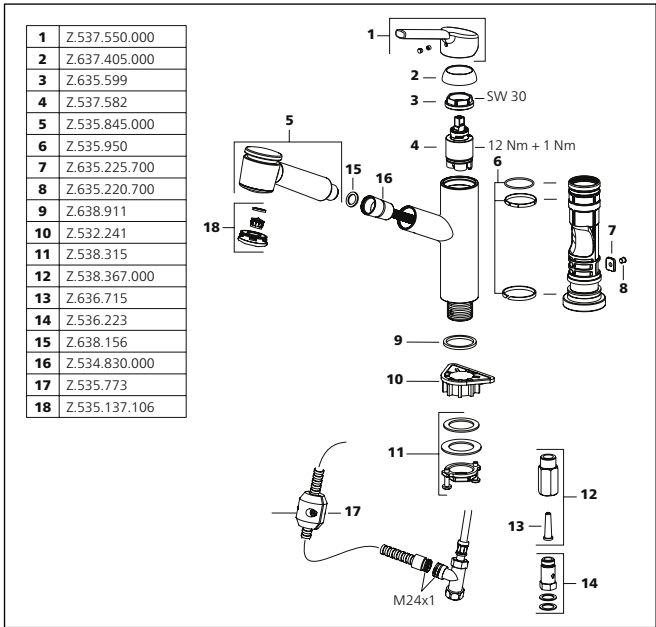


SAP Number	Article Number
chromeline, A220	
<b>125138</b>	10.445.033.000FL

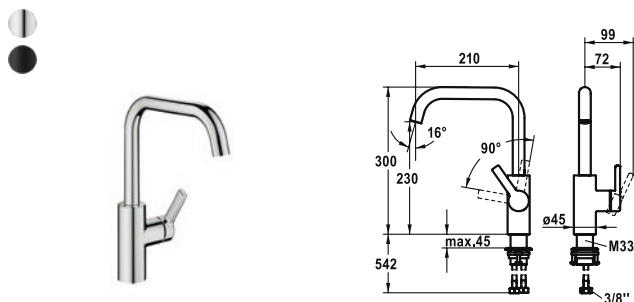
LUNA E Lever mixer – Kitchen

- TouchProtect
  - anti-scald protection thanks to the "double skin" principle
- Intrinsically safe against backflow
- Pull-out spray
  - SprayClean – easy to clean and actively prevents limescale buildup
  - up to 600 mm pull-out length
  - PowerClean – needle spray mode, with automatic diverter reset
- Hose guide, swivelling 130°
- EasyLock – a pull-out spray that easily slides back into place
- KWC cartridge M 35
  - with ceramic discs
  - flow rate and temperature continuously variable
- Flexible connection hoses 3/8"
- QuickInstallation
  - Fastening via threaded connection with locking screws
- Mounting hole size ø35 mm

Flow rate normal spray 7 l/min (3 bar)  
Flow rate needle spray 7 l/min (3 bar)  
Acoustic group I



For an overview of KWC technologies, see page 2

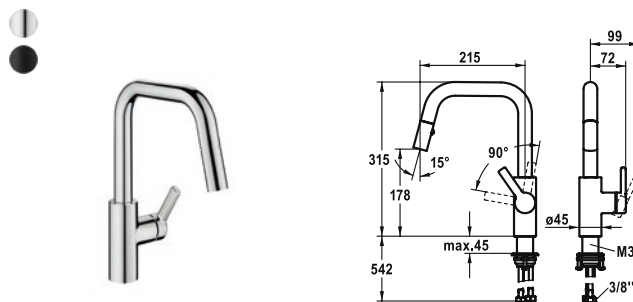
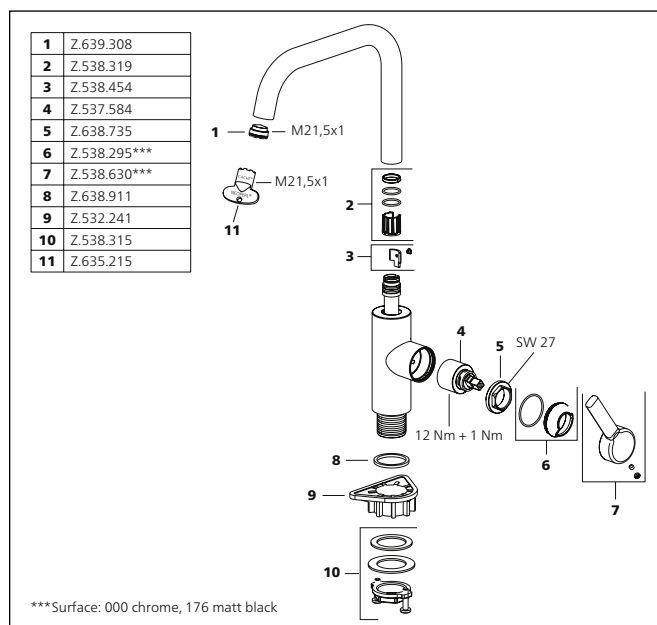


SAP Number	Article Number
chromeline, A210 <b>125131</b>	10.441.013.000FL
matt black, A210 <b>125132</b>	10.441.013.176FL

## LUNA E Lever mixer

- Lever installation only possible on the right side
  - Child safety: cold water flow in lever position towards the front
- gap between wall and centre of mounting hole min. 25 mm
- SwivelStop – swivel spout 360°, limitable to 150°
  - Neoperl® Caché®
- KWC cartridge M 35 S
  - with ceramic discs
  - flow rate and temperature continuously variable
- Flexible connection hoses 3/8"
- QuickInstallation
  - Fastening via threaded connection with locking screws
- Mounting hole size ø35 mm

Flow rate 12 l/min (3 bar)  
Acoustic group I

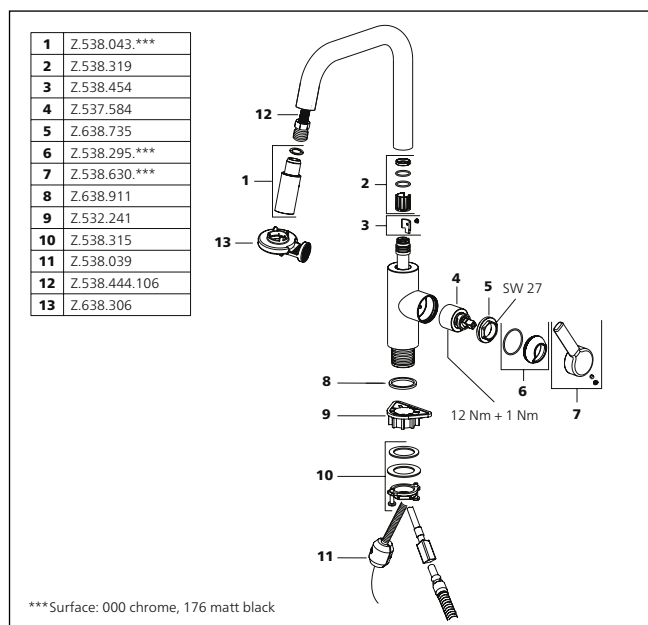


SAP Number	Article Number
chromeline, A215 <b>125133</b>	10.441.004.000FL
matt black, A215 <b>125134</b>	10.441.004.176FL

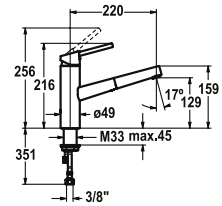
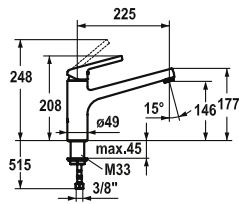
## LUNA E Lever mixer – Kitchen

- Lever installation only possible on the right side
  - Child safety: cold water flow in lever position towards the front
- gap between wall and centre of mounting hole min. 25 mm
- TouchProtect
  - anti-scald protection thanks to the "double skin" principle
- Pull-out spray
  - Neoperl® Cascade®
  - PowerClean – needle spray mode, with automatic diverter reset
  - up to 400 mm pull-out length
  - black fabric hose
  - QuickConnect – Simple hose connection system
- SwivelStop – hose guide, swivelling 360°, limitable to 150°
- KWC cartridge M 35 S
  - with ceramic discs
  - flow rate and temperature continuously variable
- Flexible connection hoses 3/8"
- QuickInstallation
  - Fastening via threaded connection with locking screws
- Mounting hole size ø35 mm

Flow rate normal spray 8 l/min (3 bar)  
Flow rate needle spray 8 l/min (3 bar)  
Acoustic group I



For an overview of KWC technologies, see page 2



SAP Number	Article Number
stainless steel, A 235	
<b>123840</b>	10.441.023.700FL

## LUNA E Lever mixer

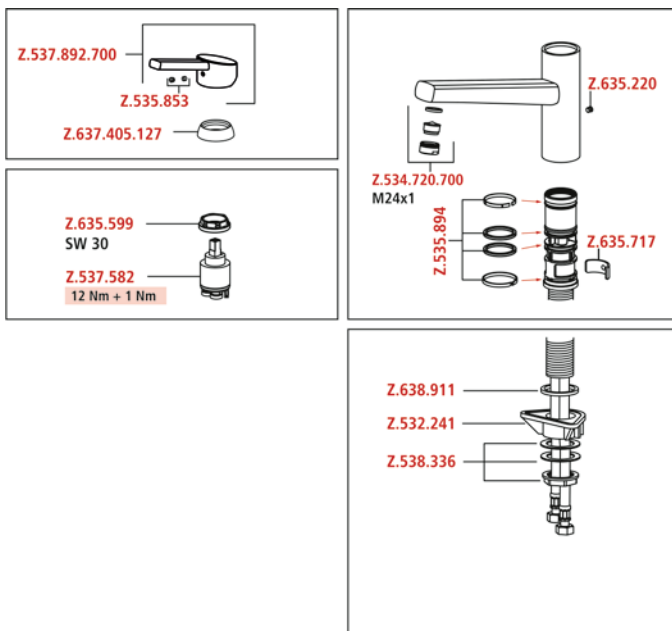
- Swivel spout 160°
  - Neoperl® Cascade®
- KWC cartridge M 35
  - with ceramic discs
  - flow rate and temperature continuously variable
- Flexible connection hoses 3/8"
- Fastening by means of threaded sleeve M33 x 1.5
- Mounting hole size ø35 mm

SAP Number	Article Number
stainless steel, A 220, flexible connection hoses <b>123841</b>	10.441.113.700FL

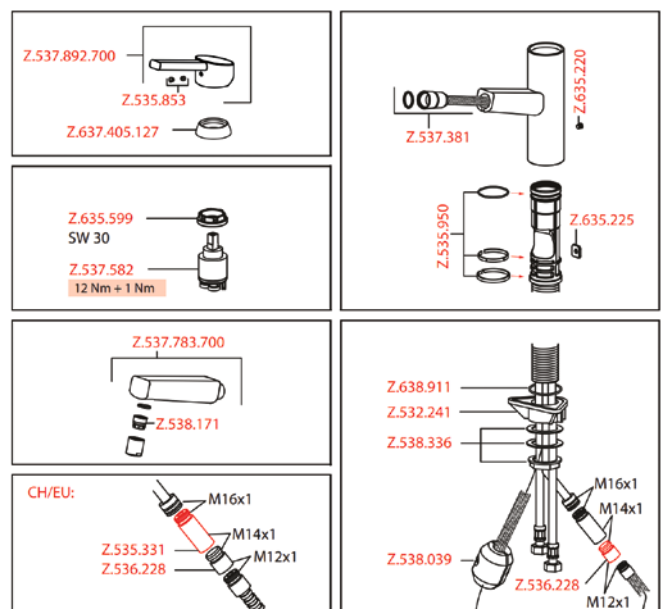
## LUNA E Lever mixer

- TouchProtect
  - anti-scald protection thanks to the “double skin” principle
- Pull-out aerator
  - Neoperl® Caché®
  - up to 600 mm pull-out length
- Hose guide, swivelling 130°
- EasyLock – a pull-out spray that easily slides back into place
- KWC cartridge M 35
  - with ceramic discs
  - flow rate and temperature continuously variable
- Flexible connection hoses  $\frac{3}{8}$ "
- Fastening by means of threaded sleeve M33 x 1.5
- Mounting hole size  $\varnothing 35$  mm

Flow rate normal spray 11 l/min (3 bar)  
Flow rate 12 l/min (3 bar)  
Acoustic group I

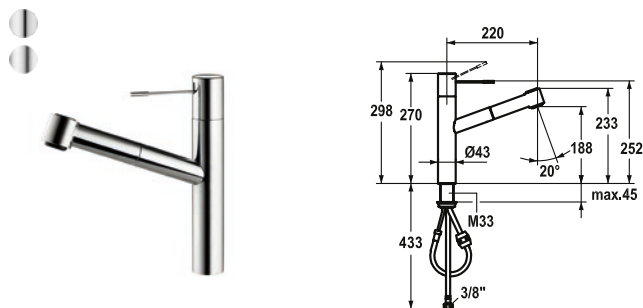


Flow rate normal spray 9 l/min (3 bar)  
Flow rate needle spray 9 l/min (3 bar)  
Acoustic group II



## Faucets for the kitchen

For an overview of KWC technologies, see page 2

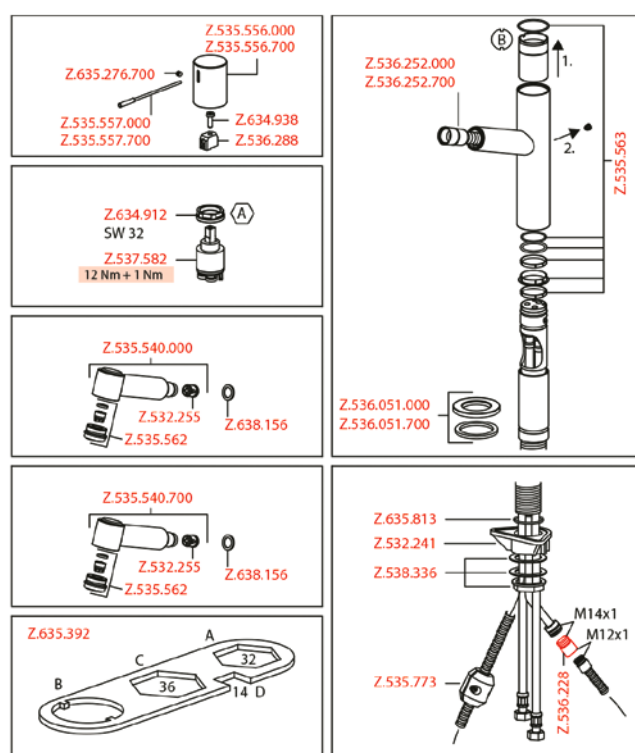


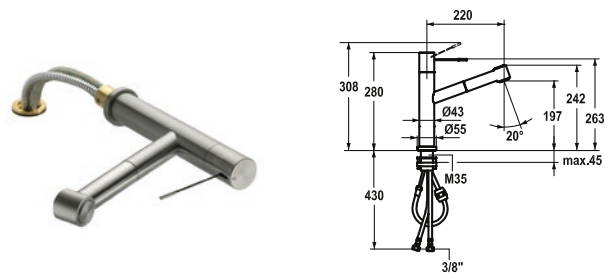
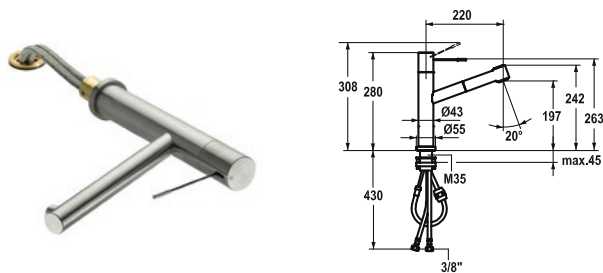
SAP Number	Article Number
chromeline, A 220, flexible connection hoses <b>121791</b>	10.151.033.000FL
stainless steel, A 220, flexible connection hoses <b>121488</b>	10.151.033.700FL

### ONO Lever mixer – Kitchen

- Surgical-grade hardened stainless steel lever
- TouchProtect
  - anti-scald protection thanks to the "double skin" principle
- Pull-out spray
  - SprayClean – easy to clean and actively prevents limescale buildup
  - up to 700 mm pull-out length
  - PowerClean – needle spray mode, with automatic diverter reset
  - hose surface to fit faucet surface
- Hose guide, swivelling 105°
- EasyLock – a pull-out spray that easily slides back into place
- KWC cartridge M 35 H
  - with ceramic discs
  - flow rate and temperature continuously variable
- Flexible connection hoses ¾"
- Fastening by means of threaded sleeve M33 x 1.5
- Mounting hole size ø35 mm

Flow rate normal spray 12 l/min (3 bar)  
Flow rate needle spray 13 l/min (3 bar)  
Acoustic group II





#### SAP Number Article Number

stainless steel, A 220, flexible connection hoses  
**123113** 10.151.043.700FL

#### ONO Lever mixer – Kitchen – detachable

- Detachable for installation below windows – detached 55 mm
- Surgical-grade hardened stainless steel lever
- Intrinsically safe against backflow
- Swivel spout 270°
  - Neoperl® Caché®
- KWC cartridge M 35 H
  - with ceramic discs
  - flow rate and temperature continuously variable
- Flexible connection hoses 3/8"
- Fastening by means of threaded sleeve M35 x 1.5 (preassembled socket)
- Mounting hole size Ø35–37 mm

Flow rate 11 l/min (3 bar)  
 Acoustic group I

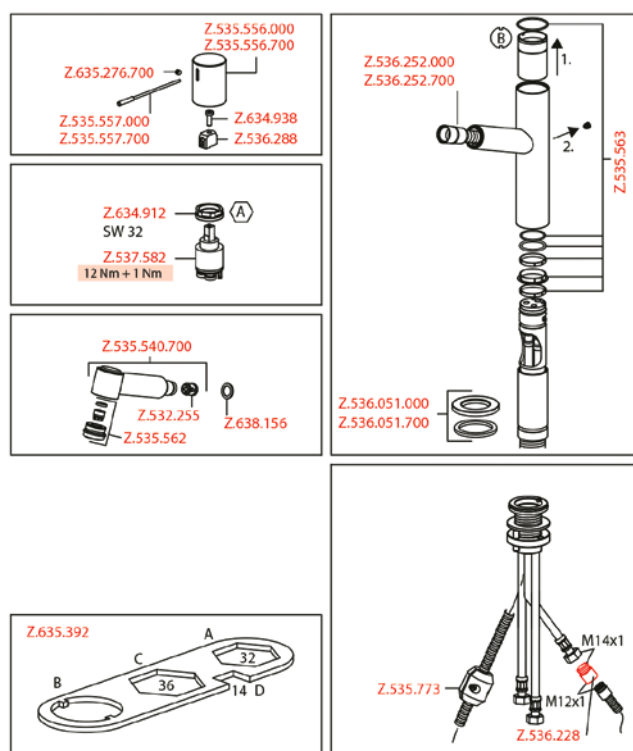
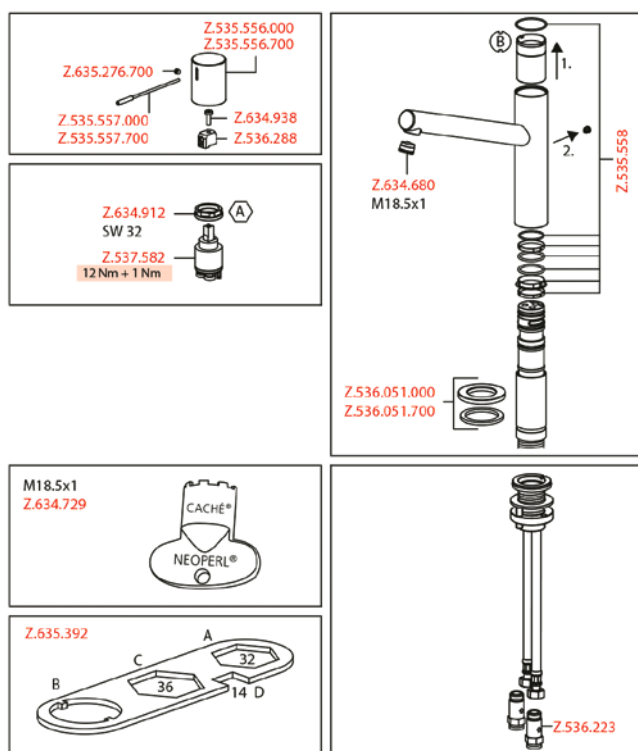
#### SAP Number Article Number

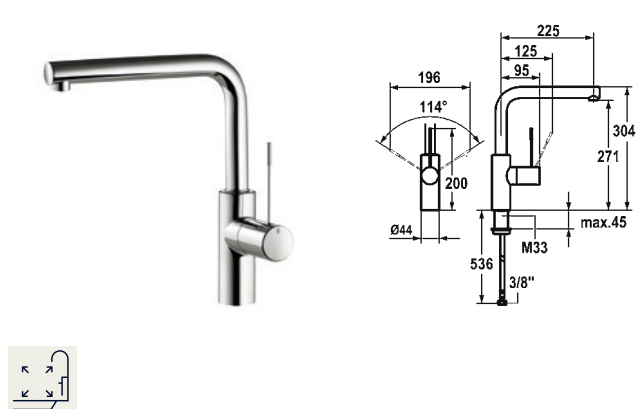
stainless steel, A 220, flexible connection hoses  
**123114** 10.151.053.700FL

#### ONO Lever mixer – Kitchen – detachable

- Detachable for installation below windows – detached 55 mm
- Surgical-grade hardened stainless steel lever
- TouchProtect
  - anti-scald protection thanks to the "double skin" principle
- Intrinsically safe against backflow
- Pull-out spray
  - SprayClean – easy to clean and actively prevents limescale buildup
  - up to 700 mm pull-out length
  - PowerClean – needle spray mode, with automatic diverter reset
  - hose surface to fit faucet surface
- Hose guide, swivelling 105°
- EasyLock – a pull-out spray that easily slides back into place
- KWC cartridge M 35 H
  - with ceramic discs
  - flow rate and temperature continuously variable
- Flexible connection hoses 3/8"
- Fastening by means of threaded sleeve M35 x 1.5 (preassembled socket)
- Mounting hole size Ø35–37 mm

Flow rate normal spray 9 l/min (3 bar)  
 Flow rate needle spray 9 l/min (3 bar)  
 Acoustic group II





**SAP Number Article Number**

chromeline, A 225, flexible connection hoses

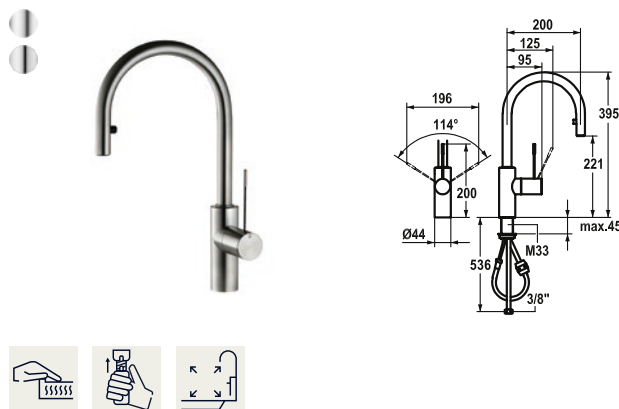
**121858** 10.151.013.000FL

**ONO Lever mixer – Kitchen**

- Lever installation possible on the right or left side
- Surgical-grade hardened stainless steel lever
- Swivel spout 360°
  - Neoperl® Caché®
- OptimalSpace – ample space for washing or working
- KWC cartridge M 35 H
  - with ceramic discs
  - flow rate and temperature continuously variable
- Flexible connection hoses 3/8"
- Fastening by means of threaded sleeve M33 x 1.5
- Mounting hole size Ø35 mm
- To be ordered separately (optional or if necessary):
  - Short lever, L 70 mm Z.535.995

Flow rate 12 l/min (3 bar)

Acoustic group I



**SAP Number Article Number**

chromeline, A 200, flexible connection hoses

**121797** 10.151.102.000FL

stainless steel, A 200, flexible connection hoses

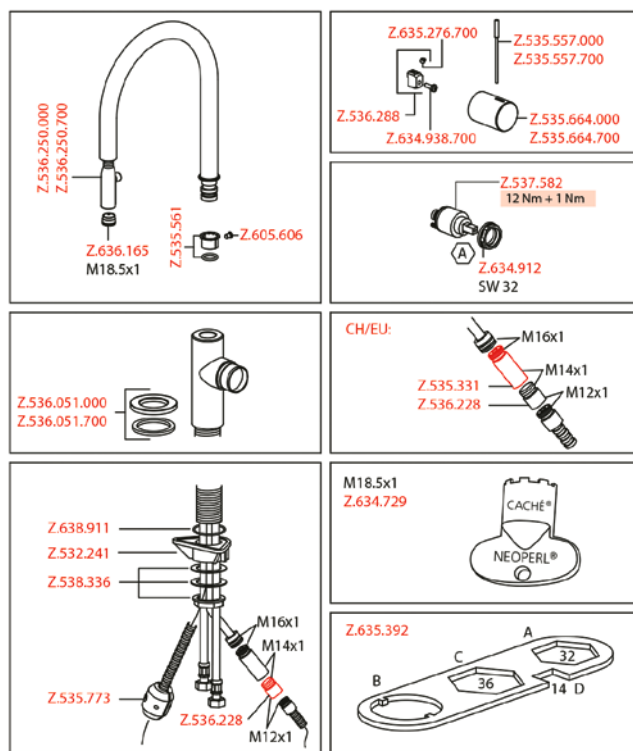
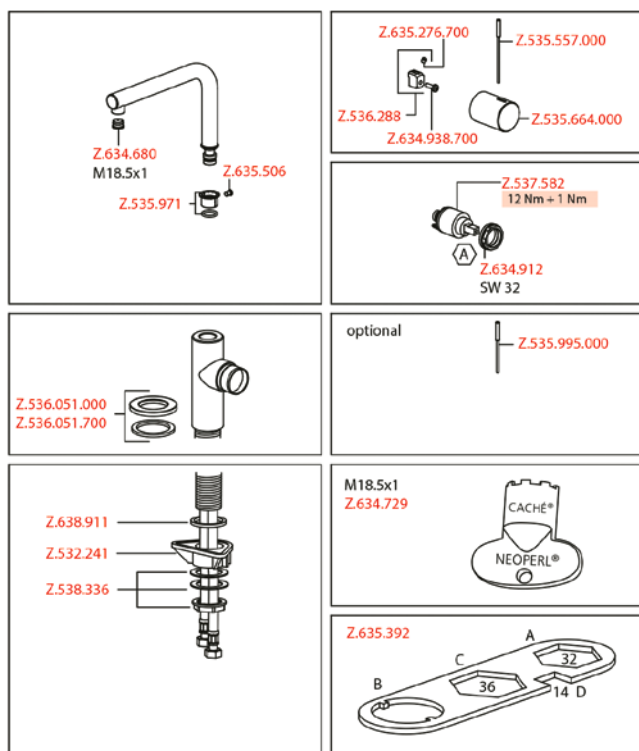
**121496** 10.151.102.700FL

**ONO Lever mixer – Kitchen**

- Lever installation possible on the right or left side
- Surgical-grade hardened stainless steel lever
- TouchProtect
  - anti-scald protection thanks to the "double skin" principle
- Pull-out aerator covered
  - Neoperl® Caché®
  - up to 700 mm pull-out length
  - hose surface to fit faucet surface
- Hose guide, swivelling 360°
- EasyLock – a pull-out spray that easily slides back into place
- OptimalSpace – ample space for washing or working
- KWC cartridge M 35 H
  - with ceramic discs
  - flow rate and temperature continuously variable
- Flexible connection hoses 3/8"
- Fastening by means of threaded sleeve M33 x 1.5
- Mounting hole size Ø35 mm
- To be ordered separately (optional or if necessary):
  - Short lever, L 70 mm Z.535.995

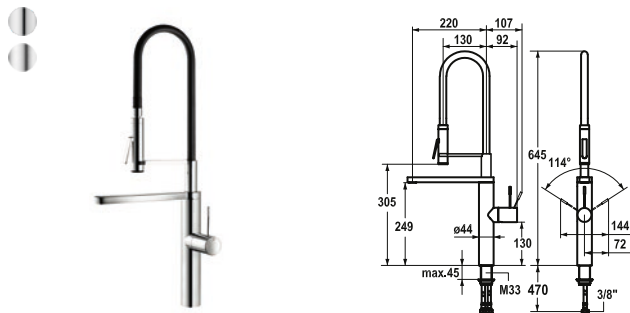
Flow rate 9 l/min (3 bar)

Acoustic group II



For an overview of KWC technologies, see page 2



**SAP Number****Article Number**

chromeline, A 220, flexible connection hoses

**121753**

10.151.423.000FL

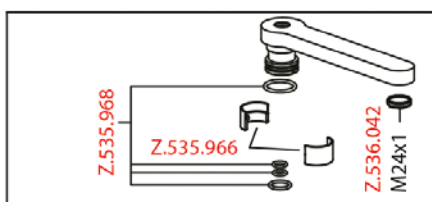
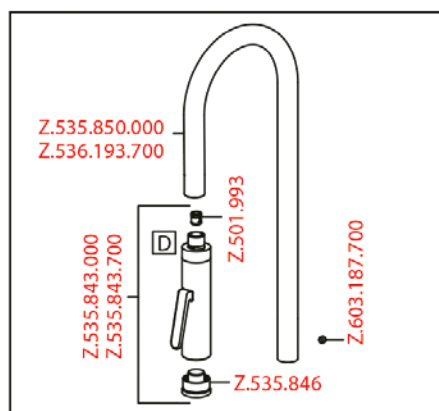
stainless steel, A 220, flexible connection hoses

**122252**

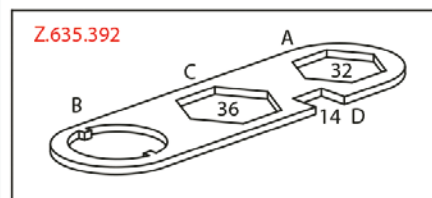
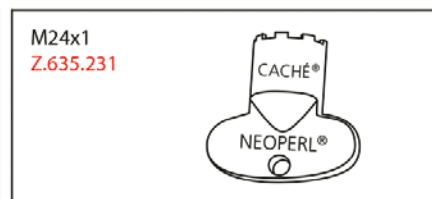
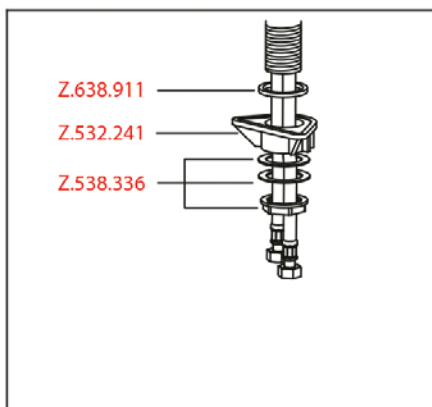
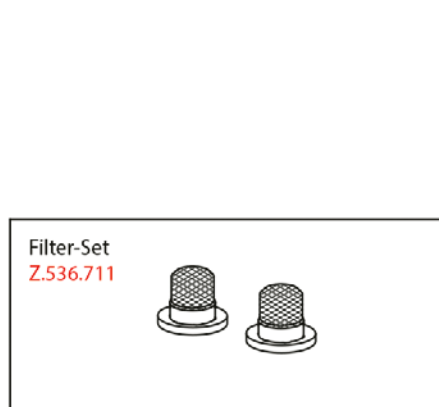
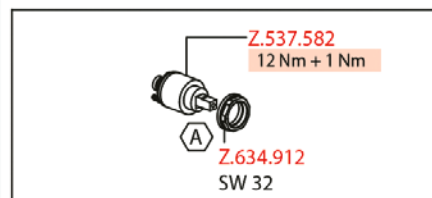
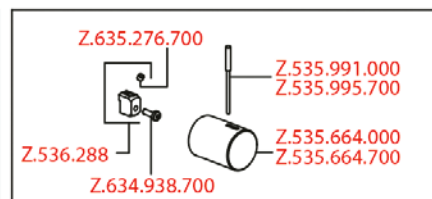
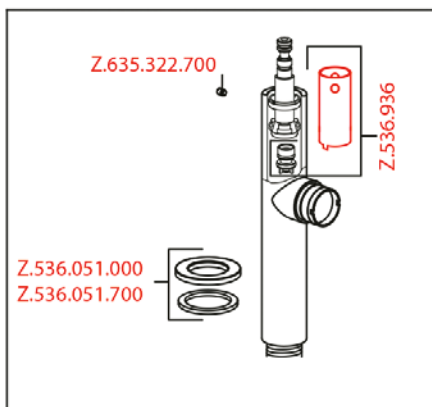
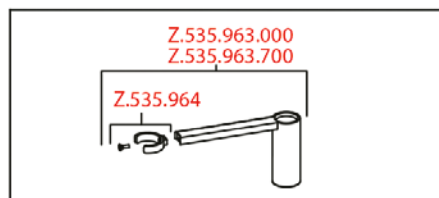
10.151.423.700FL

**ONO Lever mixer – Kitchen**

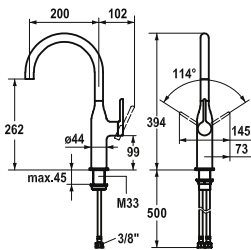
- HighFlex patented spring hose technology
- Lever installation possible on the right or left side
- Surgical-grade hardened stainless steel lever
- TouchProtect – anti-scald protection thanks to the “double skin” principle
- Integrated vacuum diversion
- EasyLock – a pull-out spray that easily slides back into place
- Swivel spout 360° – Neoperl® SLIM®
- Professional spray 360° turn
  - SprayClean – easy to clean and actively prevents limescale buildup
  - PowerClean – needle spray mode
- OptimalSpace – ample space for washing or working
- KWC cartridge M 35 H - with ceramic discs
  - flow rate and temperature continuously variable
- Flexible connection hoses 3/8"
- Fastening by means of threaded sleeve M33 x 1.5
- Mounting hole size ø35 mm
- Scope of delivery: Spray holder Z.535.963



Flow rate 11 l/min (3 bar)  
 Spray: Flow rate 3 l/min (3 bar)  
 Acoustic group I





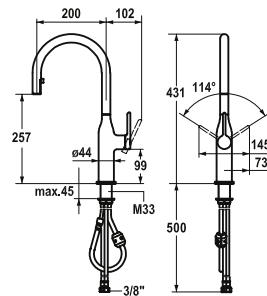


SAP Number Article Number

chromeline, A 200, flexible connection hoses  
**122286** 10.261.012.000FL

SIN Lever mixer – Kitchen

- Lever installation possible on the right or left side
- Swivel spout 160°
  - Neoperl® Caché®
- OptimalSpace – ample space for washing or working
- KWC cartridge S 25
  - with ceramic discs
  - flow rate and temperature continuously variable
- Flexible connection hoses 3/8"
- Fastening by means of threaded sleeve M33 x 1.5
- Mounting hole size ø35 mm



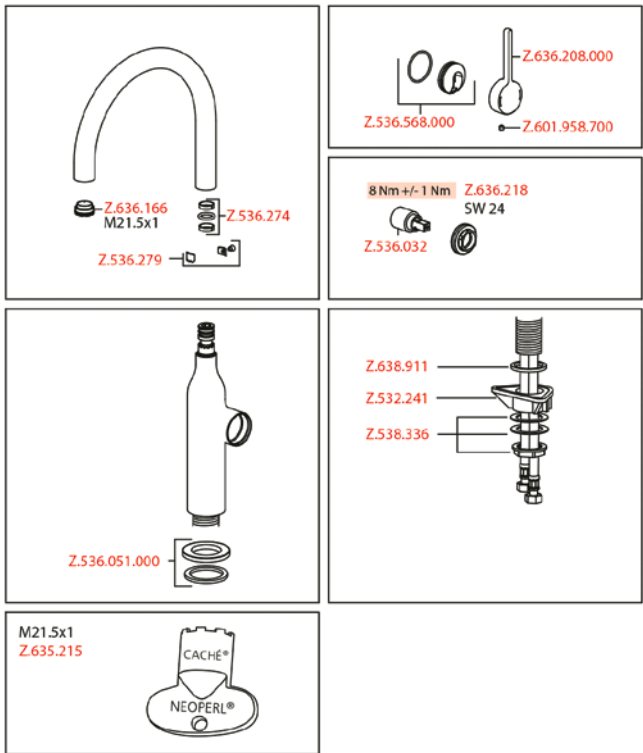
SAP Number Article Number

chromeline, A 200, flexible connection hoses  
**122284** 10.261.102.000FL

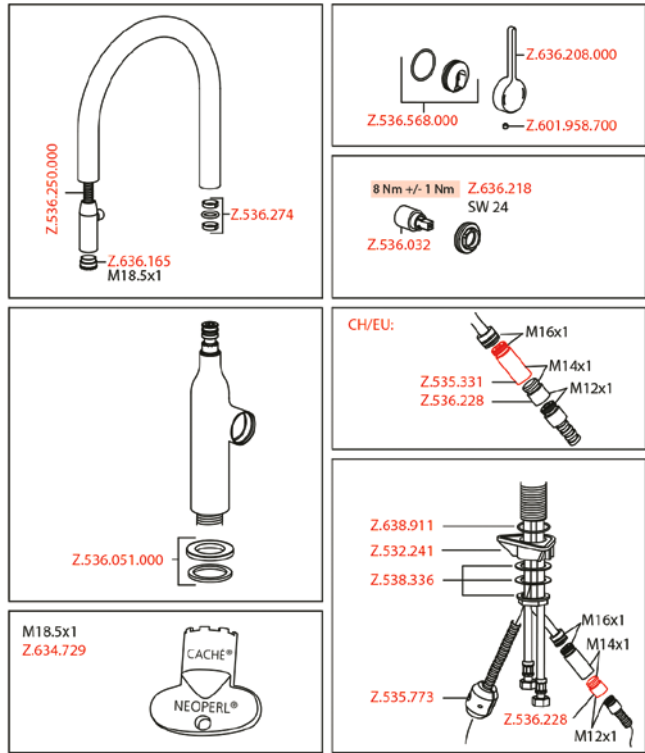
SIN Lever mixer – Kitchen

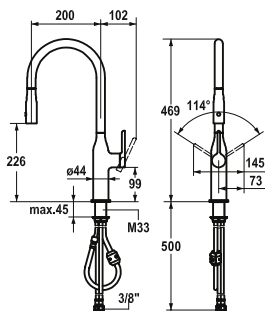
- Lever installation possible on the right or left side
- TouchProtect
  - anti-scald protection thanks to the "double skin" principle
- Pull-out aerator covered
  - Neoperl® Caché®
  - up to 500 mm pull-out length
  - hose surface to fit faucet surface
- Hose guide, swivelling 360°
- EasyLock – a pull-out spray that easily slides back into place
- OptimalSpace – ample space for washing or working
- KWC cartridge S 25
  - with ceramic discs
  - flow rate and temperature continuously variable
- Flexible connection hoses 3/8"
- Fastening by means of threaded sleeve M33 x 1.5
- Mounting hole size ø35 mm

Flow rate 12 l/min (3 bar)  
Acoustic group I



Flow rate 10 l/min (3 bar)  
Acoustic group I





SAP Number

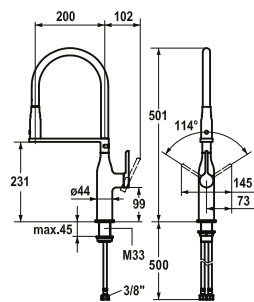
Article Number

chromeline, A 200, flexible connection hoses  
**122282** 10.261.002.000FL

SIN Lever mixer – Kitchen

- Lever installation possible on the right or left side
- TouchProtect
  - anti-scald protection thanks to the "double skin" principle
- Pull-out spray 360° turn
  - SprayClean – easy to clean and actively prevents limescale buildup
  - Neoperl® Caché®
  - PowerClean – needle spray mode, with automatic diverter reset
  - up to 500 mm pull-out length
  - hose surface to fit faucet surface
- Hose guide, swivelling 360°
- EasyLock – a pull-out spray that easily slides back into place
- OptimalSpace – ample space for washing or working
- KWC cartridge S 25
  - with ceramic discs
  - flow rate and temperature continuously variable
- Flexible connection hoses 3/8"
- Fastening by means of threaded sleeve M33 x 1.5
- Mounting hole size ø35 mm

Flow rate normal spray 7 l/min (3 bar)  
Flow rate needle spray 6 l/min (3 bar)  
Acoustic group I



SAP Number

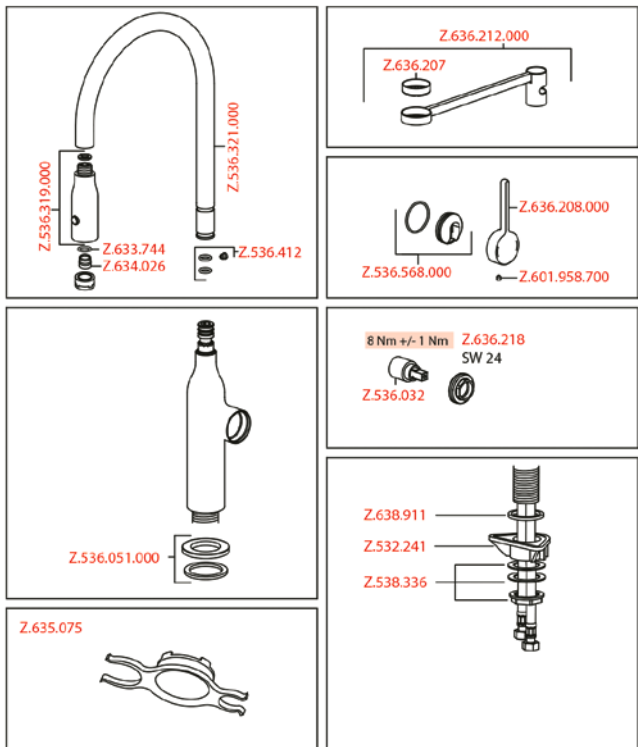
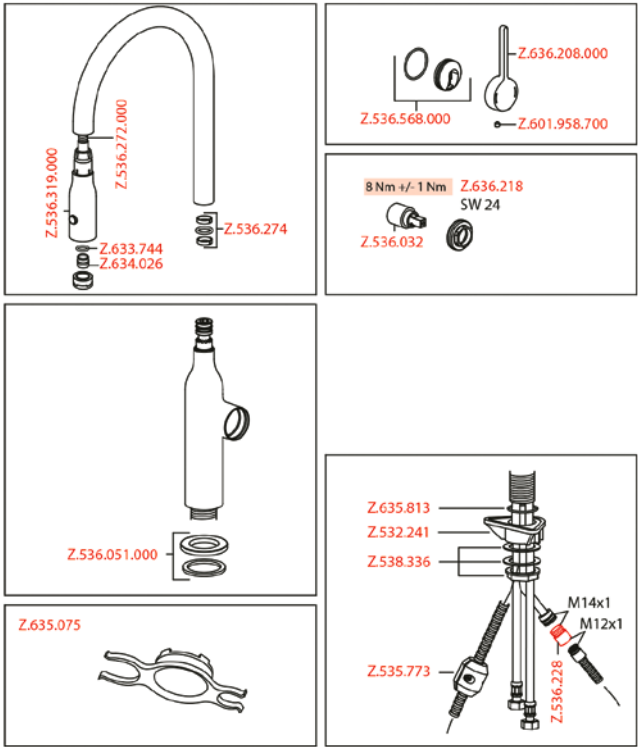
Article Number

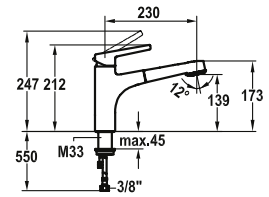
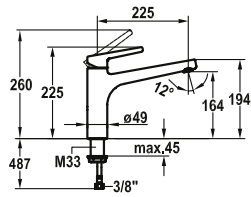
chromeline, A 200, flexible connection hoses  
**122280** 10.261.432.000FL

SIN Lever mixer – Kitchen

- HighFlex patented spring hose technology
- Lever installation possible on the right or left side
- TouchProtect
  - anti-scald protection thanks to the "double skin" principle
- Spray 360° turn
  - SprayClean – easy to clean and actively prevents limescale buildup
  - Neoperl® Caché®
  - PowerClean – needle spray mode, with automatic diverter reset
- EasyLock – a pull-out spray that easily slides back into place
- Swivel spout 360°
- OptimalSpace – ample space for washing or working
- KWC cartridge S 25
  - with ceramic discs
  - flow rate and temperature continuously variable
- Flexible connection hoses 3/8"
- Fastening by means of threaded sleeve M33 x 1.5
- Mounting hole size ø35 mm

Flow rate normal spray 8 l/min (3 bar)  
Flow rate needle spray 6 l/min (3 bar)  
Acoustic group I





#### SAP Number Article Number

chromeline, A 225, flexible connection hoses  
**123952** 10.171.023.000FL

#### SUNO Lever mixer – Kitchen

- Swivel spout 160°
  - Neoperl® Cascade®
- KWC cartridge M 35 H
  - with ceramic discs
  - flow rate and temperature continuously variable
- Flexible connection hoses 3/8"
- Fastening by means of threaded sleeve M33 x 1.5
- Mounting hole size ø35 mm

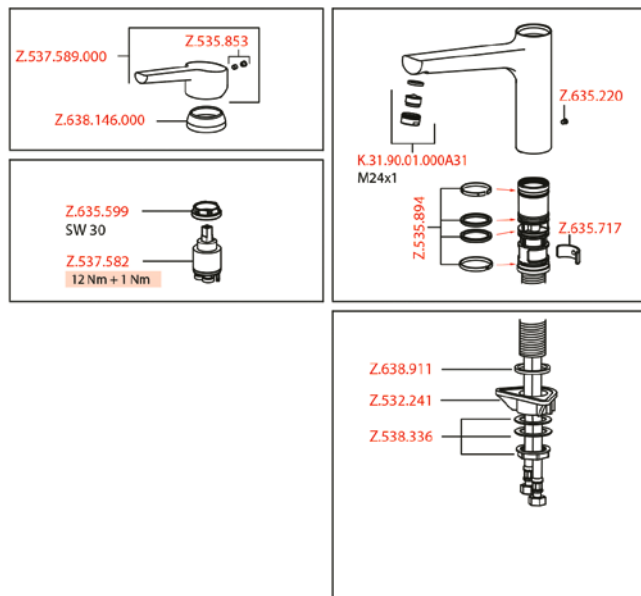
#### SAP Number Article Number

chromeline, A 230, flexible connection hoses  
**123959** 10.171.033.000FL

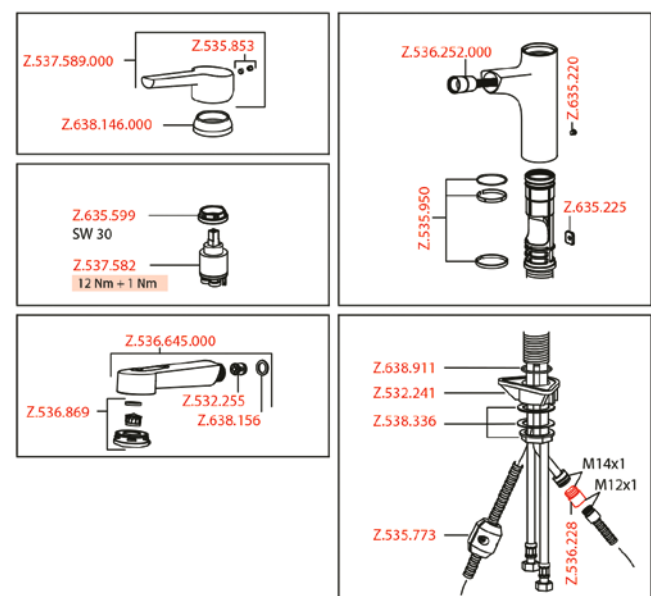
#### SUNO Lever mixer – Kitchen

- TouchProtect
  - anti-scald protection thanks to the "double skin" principle
- Pull-out spray
  - SprayClean – easy to clean and actively prevents limescale buildup
  - up to 600 mm pull-out length
  - PowerClean – needle spray mode, with automatic diverter reset
  - hose surface to fit faucet surface
- Hose guide, swivelling 130°
- EasyLock – a pull-out spray that easily slides back into place
- KWC cartridge M 35 H
  - with ceramic discs
  - flow rate and temperature continuously variable
- Flexible connection hoses 3/8"
- Fastening by means of threaded sleeve M33 x 1.5
- Mounting hole size ø35 mm

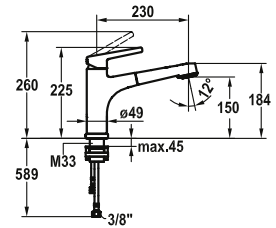
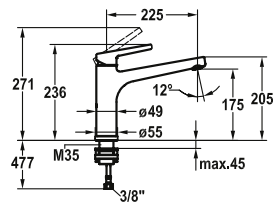
Flow rate 12 l/min (3 bar)  
 Acoustic group I



Flow rate normal spray 11 l/min (3 bar)  
 Flow rate needle spray 11 l/min (3 bar)  
 Acoustic group I



For an overview of KWC technologies, see page 2



#### SAP Number Article Number

chromeline, A 225, flexible connection hoses

**123955** 10.171.043.000FL

#### SUNO Lever mixer – Kitchen – detachable

- Detachable for installation below windows – detached 55 mm
- Intrinsically safe against backflow
- Swivel spout 160°
  - Neoperl® Cascade®
- KWC cartridge M 35 H
  - with ceramic discs
  - flow rate and temperature continuously variable
- Flexible connection hoses 3/8"
- Fastening by means of threaded sleeve M35 x 1.5 (preassembled socket)
- Mounting hole size Ø35–37 mm

#### SAP Number Article Number

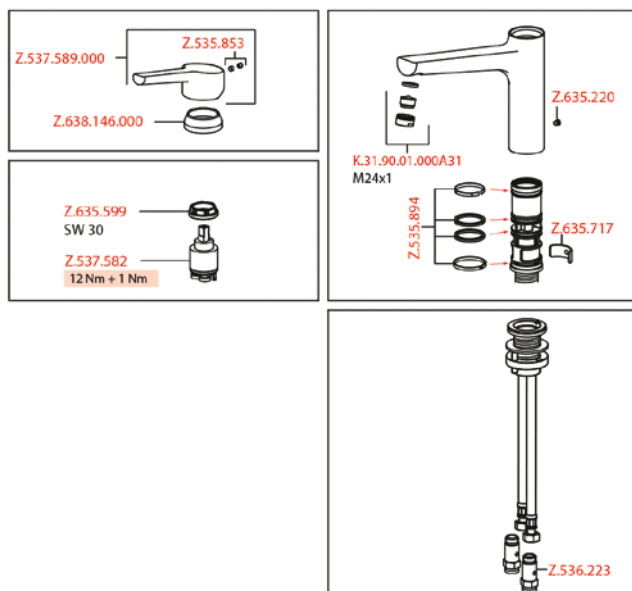
chromeline, A 230, flexible connection hoses

**123963** 10.171.053.000FL

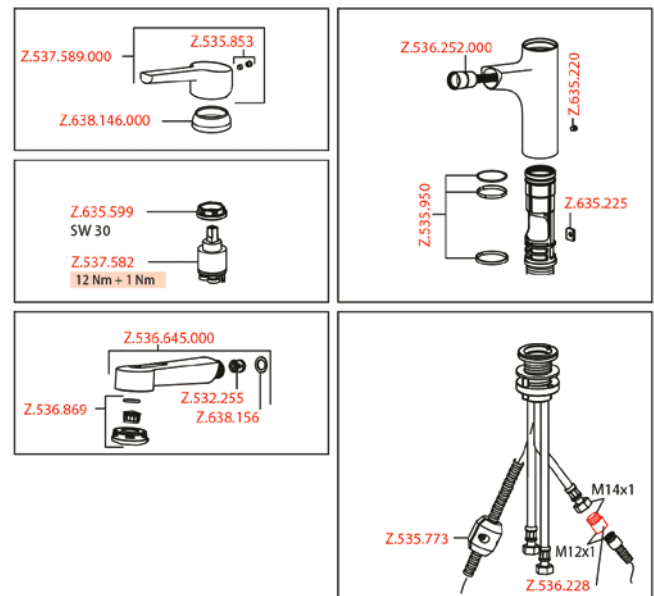
#### SUNO Lever mixer – Kitchen – detachable

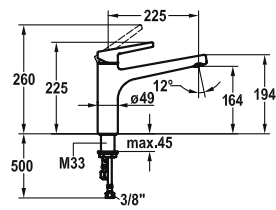
- Detachable for installation below windows – detached 55 mm
- TouchProtect
  - anti-scald protection thanks to the "double skin" principle
- Intrinsically safe against backflow
- Pull-out spray
  - SprayClean – easy to clean and actively prevents limescale buildup
  - up to 600 mm pull-out length
  - PowerClean – needle spray mode, with automatic diverter reset
  - hose surface to fit faucet surface
- Hose guide, swivelling 130°
- EasyLock – a pull-out spray that easily slides back into place
- KWC cartridge M 35 H
  - with ceramic discs
  - flow rate and temperature continuously variable
- Flexible connection hoses 3/8"
- Fastening by means of threaded sleeve M35 x 1.5 (preassembled socket)
- Mounting hole size Ø35–37 mm

Flow rate 12 l/min (3 bar)  
Acoustic group I



Flow rate normal spray 11 l/min (3 bar)  
Flow rate needle spray 11 l/min (3 bar)  
Acoustic group I





**SAP Number**

Article Number

chromeline, A 225, flexible connection hoses

123954

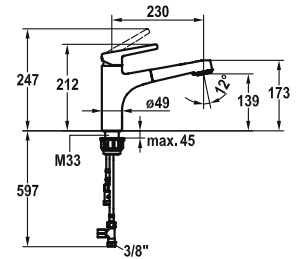
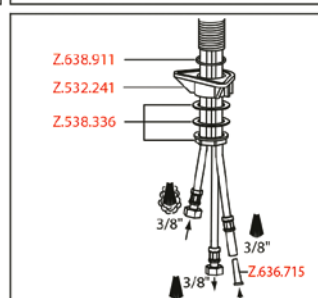
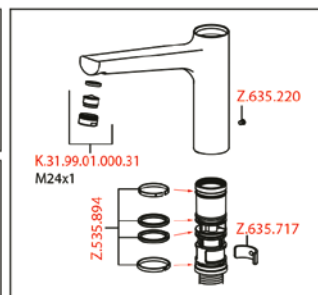
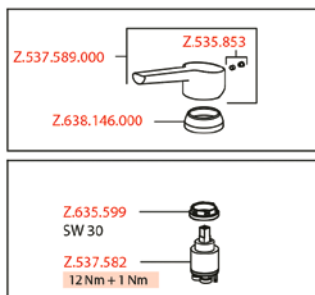
10.175.023.000FL

**SUNO Lever mixer – Kitchen – Low pressure**

- Swivel spout 160°
  - Jet regulator
- KWC cartridge M 35 H
  - with ceramic discs
  - flow rate and temperature continuously variable
- Flexible connection hoses  $\frac{3}{8}$ "
- Fastening by means of threaded sleeve M33 x 1.5
- Mounting hole size  $\varnothing 35$  mm

Flow rate 6 l/min (3 bar)

Acoustic group I



**SAP Number**

Article Number

chromeline, A 230, flexible connection hoses

**123962**

10.175.033.000FL

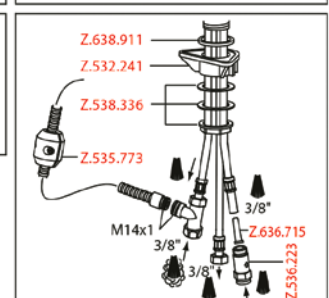
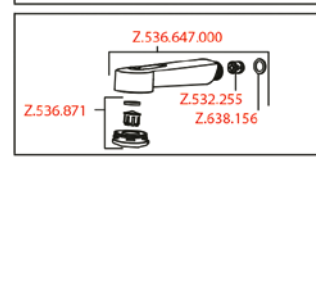
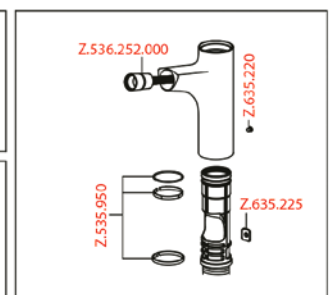
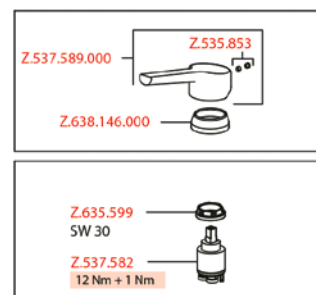
**SUNO Lever mixer – Kitchen – Low pressure**

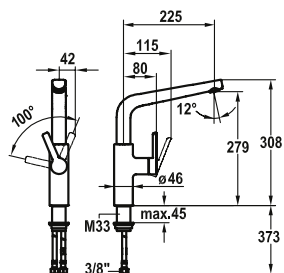
- TouchProtect
  - anti-scald protection thanks to the “double skin” principle
- Pull-out spray
  - SprayClean – easy to clean and actively prevents limescale buildup
  - up to 600 mm pull-out length
  - PowerClean – needle spray mode, with automatic diverter reset
  - hose surface to fit faucet surface
- Hose guide, swivelling 130°
- EasyLock – a pull-out spray that easily slides back into place
- KWC cartridge M 35 H
  - with ceramic discs
  - flow rate and temperature continuously variable
- Flexible connection hoses  $\frac{3}{8}$ "
- Fastening by means of threaded sleeve M33 x 1.5
- Mounting hole size  $\varnothing 35$  mm

Flow rate normal spray 7 l/min (3 bar)

Flow rate needle spray 7 l/min (3 bar)

Acoustic group I





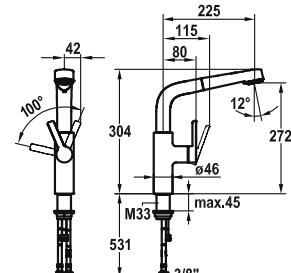
#### SAP Number Article Number

chromeline, A 225, flexible connection hoses

**123967** 10.171.013.000FL

#### SUNO Lever mixer – Kitchen

- Lever installation only possible on the right side
  - Child safety: cold water flow in lever position towards the front
- gap between wall and centre of mounting hole min. 42 mm
- Swivel spout 360°
  - Neoperl® Cascade®
- OptimalSpace – ample space for washing or working
- KWC cartridge S 25
  - with ceramic discs
  - flow rate and temperature continuously variable
- Flexible connection hoses 3/8"
- Fastening by means of threaded sleeve M33 x 1.5
- Mounting hole size Ø35 mm



#### SAP Number Article Number

chromeline, A 225, flexible connection hoses

**123971** 10.171.003.000FL

#### SUNO Lever mixer – Kitchen

- Lever installation only possible on the right side
  - Child safety: cold water flow in lever position towards the front
- gap between wall and centre of mounting hole min. 42 mm
- TouchProtect
  - anti-scald protection thanks to the "double skin" principle
- Pull-out spray
  - SprayClean – easy to clean and actively prevents limescale buildup
  - up to 600 mm pull-out length
  - PowerClean – needle spray mode, with automatic diverter reset
  - hose surface to fit faucet surface
- Hose guide, swivelling 360°
- EasyLock – a pull-out spray that easily slides back into place
- OptimalSpace – ample space for washing or working
- KWC cartridge S 25
  - with ceramic discs
  - flow rate and temperature continuously variable
- Flexible connection hoses 3/8"
- Fastening by means of threaded sleeve M33 x 1.5
- Mounting hole size Ø35 mm

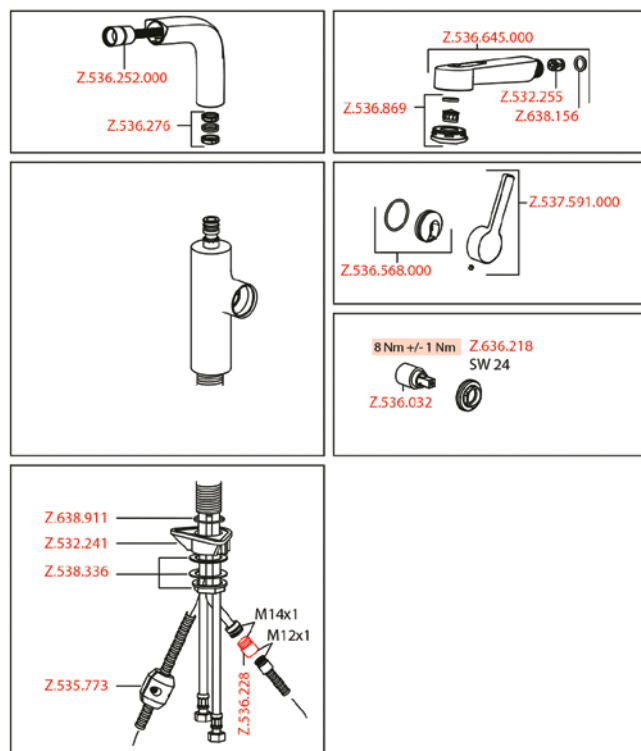
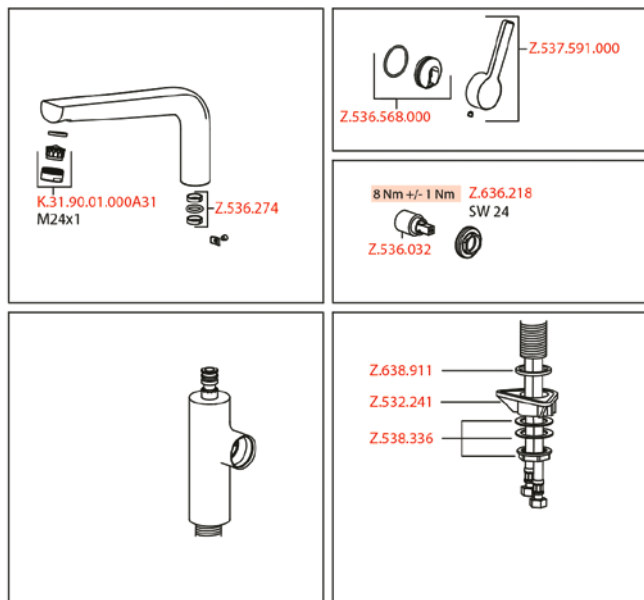
Flow rate normal spray 10 l/min (3 bar)

Flow rate needle spray 10 l/min (3 bar)

Acoustic group I

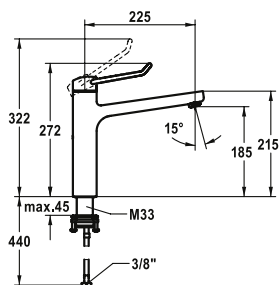
Flow rate 10 l/min (3 bar)

Acoustic group II



#### Faucets for the kitchen

For an overview of KWC technologies, see page 2

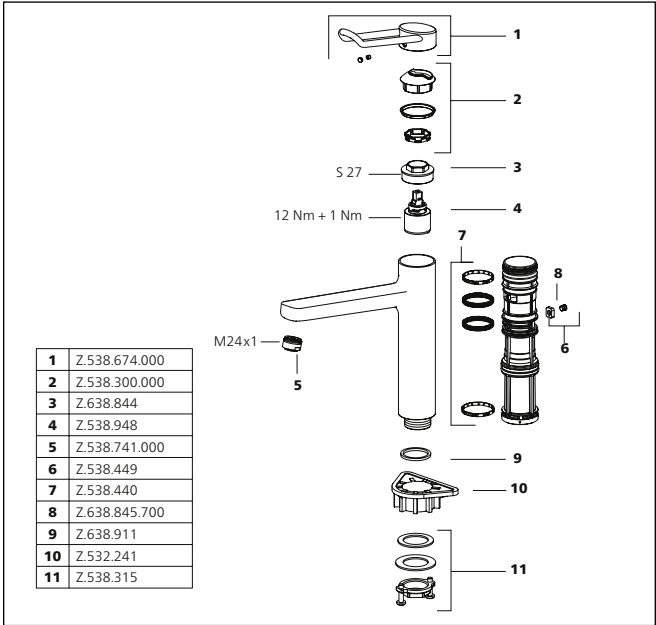


SAP Number	Article Number
chromeline, A 225, flexible connection hoses <b>125245</b>	10.521.023.000FL
chromeline, A 225, flexible connection hoses <b>125246</b>	10.521.023.000LLFL

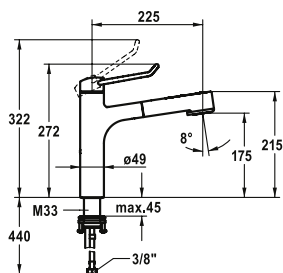
VITA PRO 2.0 Lever mixer – Kitchen

- Operation designed for a secure grip, as well as safe and easy handling
- Ergonomic and robust operating lever, made of polyamide
  - to adjust the handling even better to suit personal requirements, the offset lever can be installed so that it is twisted into the cap (standard: see illustration)
- Swivel spout 150°
  - Neoperl® Perlator® laminar
- OptimalSpace – ample space for washing or working
- KWC cartridge with safety device M 35 OP
  - with ceramic discs
  - flow rate and temperature continuously variable
  - temperature limitation
- Flexible connection hoses 3/8"
- QuickInstallation
  - Fastening via threaded connection with locking screws
- Mounting hole size ø35 mm

Flow rate 12 l/min (3 bar)  
Acoustic group I





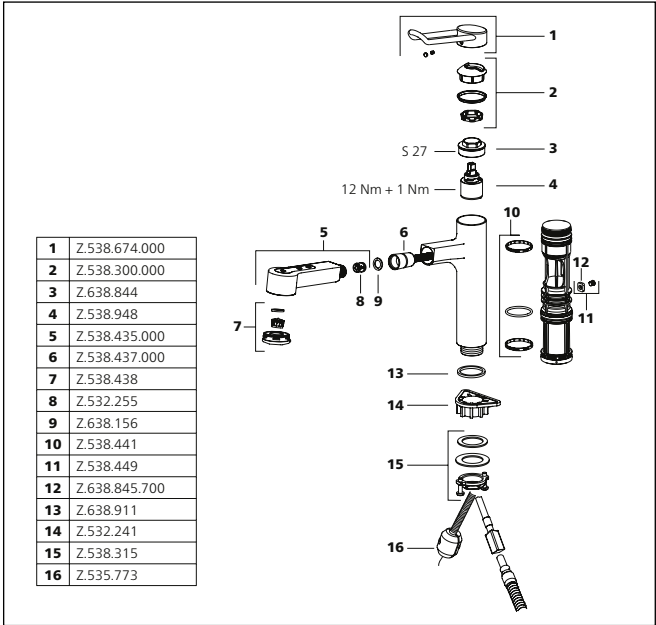


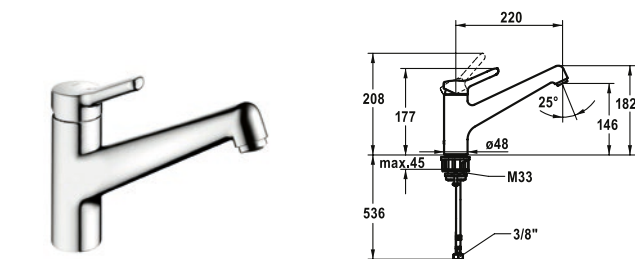
SAP Number	Article Number
chromeline, A 225, flexible connection hoses	
<b>125247</b>	10.521.033.000FL
chromeline, A 225, flexible connection hoses	
<b>125248</b>	10.521.033.000LLFL

VITA PRO 2.0 Lever mixer – Kitchen

- Operation designed for a secure grip, as well as safe and easy handling
- Ergonomic and robust operating lever, made of polyamide
  - to adjust the handling even better to suit personal requirements, the offset lever can be installed so that it is twisted into the cap (standard: see illustration)
- TouchProtect
  - anti-scald protection thanks to the "double skin" principle
- Intrinsically safe against backflow
- Pull-out spray
  - SprayClean – easy to clean and actively prevents limescale buildup
  - up to 600 mm pull-out length
  - TripleClean – Normal, soft, and power stream modes
  - hose surface to fit faucet surface
  - QuickConnect – Simple hose connection system
- Hose guide, swivelling 120°
- EasyLock – a pull-out spray that easily slides back into place
- OptimalSpace – ample space for washing or working
- KWC cartridge with safety device M 35 OP
  - with ceramic discs
  - flow rate and temperature continuously variable
  - temperature limitation
- Flexible connection hoses  $\frac{3}{8}$ "
- QuickInstallation
  - Fastening via threaded connection with locking screws
- Mounting hole size  $\varnothing 35$  mm

Flow rate normal spray 8 l/min (3 bar)  
Flow rate needle spray 9 l/min (3 bar)  
Acoustic group I



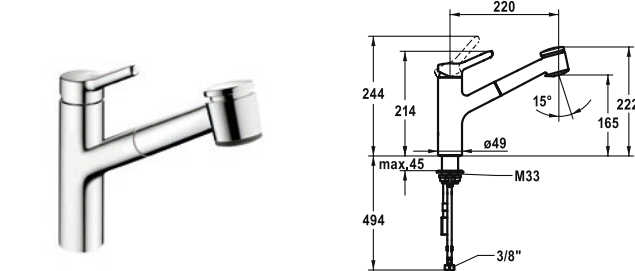
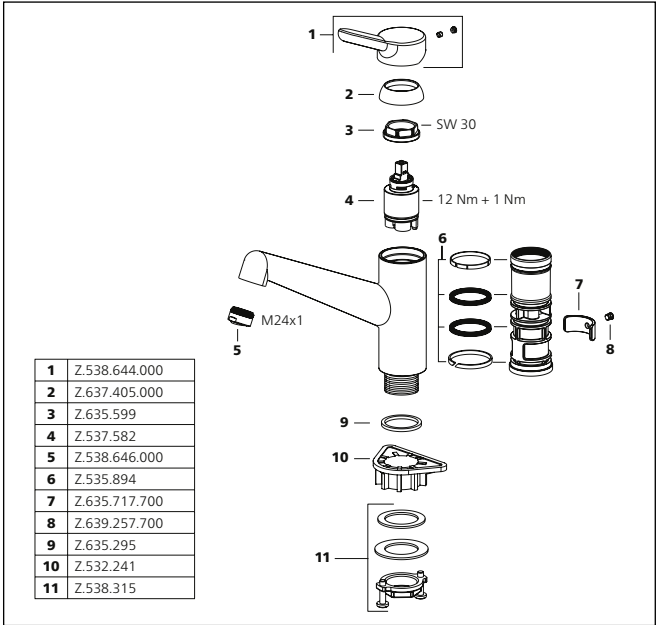


SAP Number	Article Number
chromeline, A 220, flexible connection hoses	
<b>125176</b>	10.471.022.000FL

WAMAS 2.0 Lever mixer – Kitchen

- Swivel spout 160°
  - Neoperl® Perlator® SJR, swivelling jet regulator
- OptimalSpace – ample space for washing or working
- KWC cartridge M 35 H
  - with ceramic discs
  - flow rate and temperature continuously variable
- Flexible connection hoses 3/8"
- QuickInstallation
  - Fastening via threaded connection with locking screws
- Mounting hole size 35 mm

Flow rate 12 l/min (3 bar)  
Acoustic group I

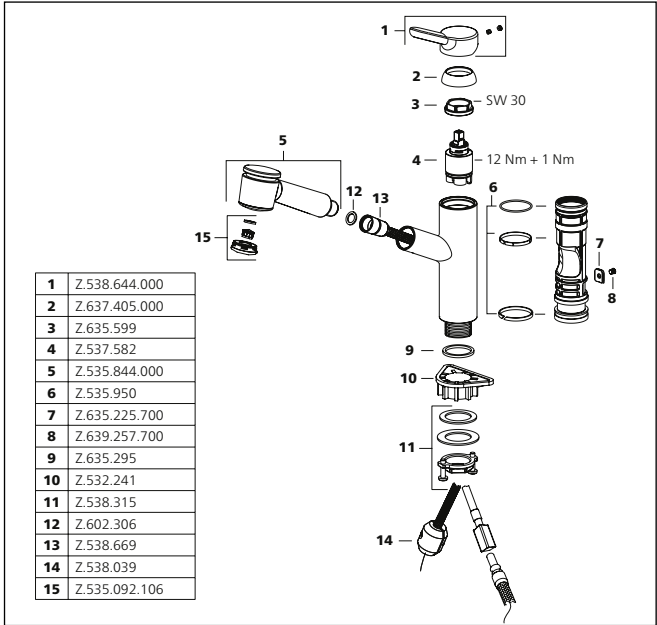


SAP Number	Article Number
chromeline, A 220, flexible connection hoses	
<b>125178</b>	10.471.032.000FL

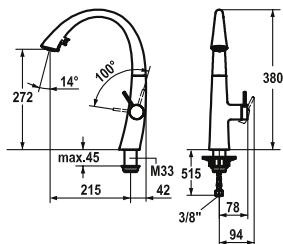
WAMAS 2.0 Lever mixer – Kitchen

- TouchProtect
  - anti-scald protection thanks to the "double skin" principle
- Intrinsically safe against backflow
- Pull-out spray
  - SprayClean – easy to clean and actively prevents limescale buildup
  - up to 600 mm pull-out length
  - hose surface to fit faucet surface
  - QuickConnect – Simple hose connection system
- Hose guide, swivelling 130°
- EasyLock – a pull-out spray that easily slides back into place
- OptimalSpace – ample space for washing or working
- KWC cartridge M 35 H
  - with ceramic discs
  - flow rate and temperature continuously variable
- Flexible connection hoses 3/8"
- QuickInstallation
  - Fastening via threaded connection with locking screws
- Mounting hole size 35 mm

Flow rate normal spray 10 l/min (3 bar)  
Flow rate needle spray 10 l/min (3 bar)  
Acoustic group II



For an overview of KWC technologies, see page 2



SAP Number	Article Number
chromeline, A 215, flexible connection hoses <b>122926</b>	10.201.102.000FL
matt black, A 215, flexible connection hoses <b>124349</b>	10.201.102.176FL
decor steel, A 215, flexible connection hoses <b>122931</b>	10.201.102.127FL
glacier white, A 215, flexible connection hoses <b>123312</b>	10.201.102.150FL

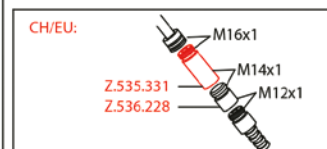
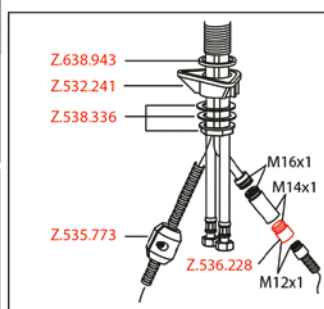
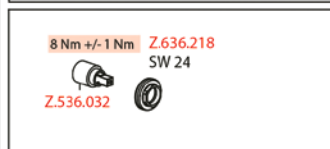
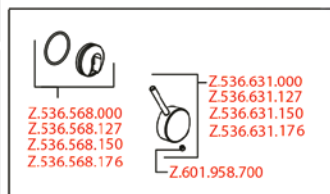
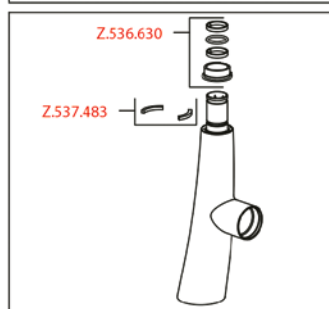
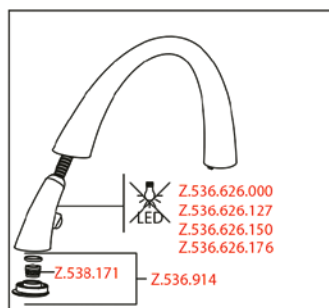
#### ZOE Lever mixer – Kitchen

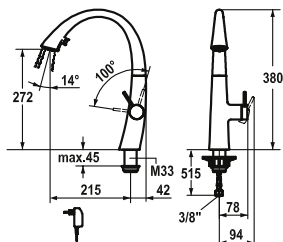
- Lever installation only possible on the right side
  - Child safety: cold water flow in lever position towards the front
- gap between wall and centre of mounting hole min. 42 mm
- TouchProtect
  - anti-scald protection thanks to the "double skin" principle
- Covered pull-out spray
  - ergonomic spout alignment, shape and handling
  - SprayClean – easy to clean and actively prevents limescale buildup
  - Neoperl® Cascade®
  - PowerClean – needle spray mode, with automatic diverter reset
  - up to 500 mm pull-out length
  - hose surface to fit faucet surface
- SwivelStop – hose guide, swivelling 270°, limitable to 120°
- EasyLock – a pull-out spray that easily slides back into place
- OptimalSpace – ample space for washing or working
- KWC cartridge S 25
  - with ceramic discs
  - flow rate and temperature continuously variable
- Flexible connection hoses 3/8"
- Fastening by means of threaded sleeve M33 x 1.5
- Mounting hole size ø35 mm

Flow rate normal spray 8 l/min (3 bar)

Flow rate needle spray 9 l/min (3 bar)

Acoustic group II

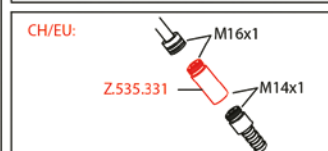
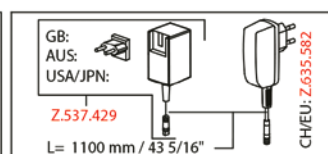
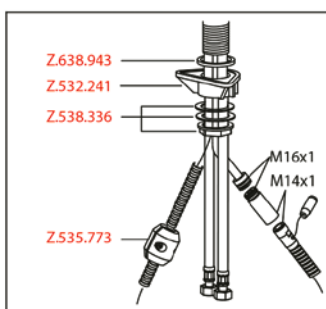
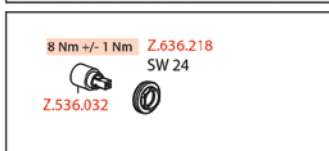
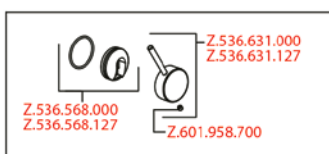
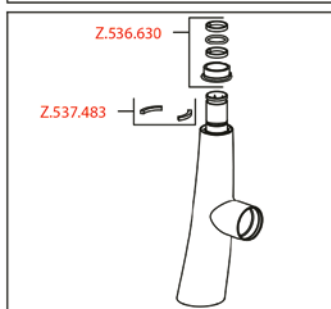
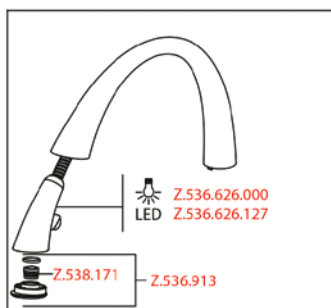




SAP Number	Article Number
chromeline, A 215, flexible connection hoses, mains receiver <b>122916</b>	10.201.122.000FL
matt black, A 215, flexible connection hoses, mains receiver <b>124353</b>	10.201.122.176FL
decor steel, A 215, flexible connection hoses, mains receiver <b>122921</b>	10.201.122.127FL
glacier white, A 215, flexible connection hoses, mains receiver <b>123307</b>	10.201.122.150FL

#### ZOE Lever mixer – Kitchen – with LEDShine

- Lever installation only possible on the right side
  - Child safety: cold water flow in lever position towards the front
- gap between wall and centre of mounting hole min. 42 mm
- TouchProtect
  - anti-scald protection thanks to the "double skin" principle
- Covered pull-out spray
  - ergonomic spout alignment, shape and handling
  - SprayClean – easy to clean and actively prevents limescale buildup
  - Neoperl® Cascade®
  - PowerClean – needle spray mode, with automatic diverter reset
  - integrated ON/OFF push-button with automatic shut-off after 30 minutes
  - up to 500 mm pull-out length
  - hose surface to fit faucet surface
- SwivelStop – hose guide, swivelling 270°, limitable to 120°
- EasyLock – a pull-out spray that easily slides back into place
- OptimalSpace – ample space for washing or working
- KWC cartridge S 25
  - with ceramic discs
  - flow rate and temperature continuously variable
- Flexible connection hoses 3/8"
- Fastening by means of threaded sleeve M33 x 1.5
- Mounting hole size ø35 mm
- Scope of delivery:
  - Mains receiver 100-240 V / operating voltage 6.75 V / cable length 1100 mm



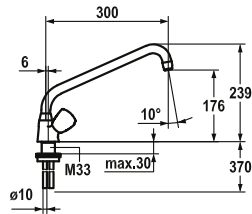
For an overview of KWC technologies, see page 2





# Faucets commercial kitchen

<b>KWC</b> GASTRO	68
<b>KWC</b> GASTRO E	95



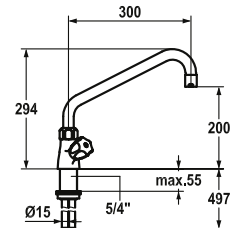
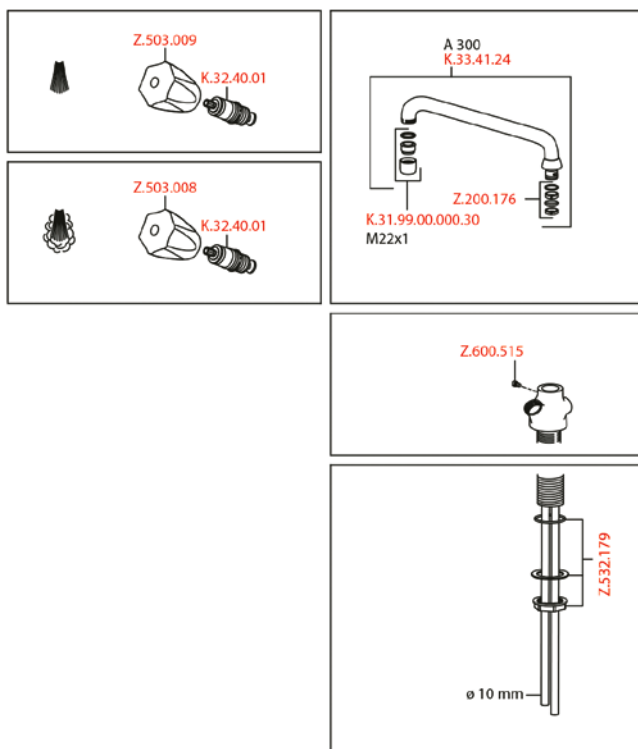
**SAP Number Article Number**

chromeline, A 300, copper tubes  
**112159** K.24.41.24.000C02

**GASTRO Two-handle mixer – Commercial kitchen**

- KWC CORONA metal handles, removable
- Swivel spout 160°  
- Jet regulator
- Flat valves M20 x 1.25  
- stainless steel valve seat
- Copper tubes ø10 mm
- Fastening by means of threaded sleeve M33 x 1.5
- Mounting hole size ø35 mm

Flow rate 60 l/min (3bar)  
Acoustic group U



**SAP Number Article Number**

chromeline, A 300, copper tubes  
**100945** K.24.41.04.000C07

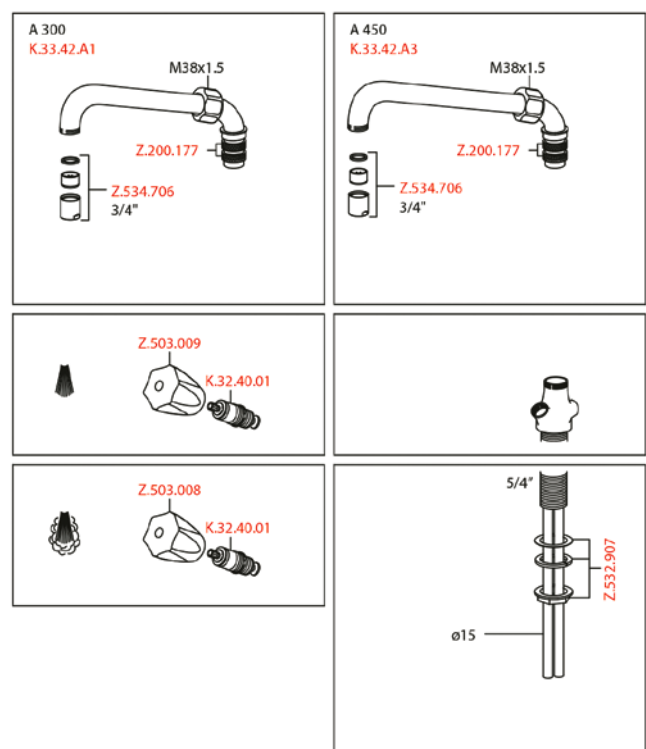
chromeline, A 350, copper tubes  
**100946** K.24.41.05.000C07

chromeline, A 450, copper tubes  
**100947** K.24.41.06.000C07

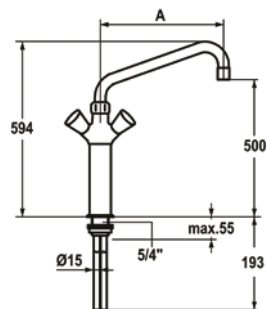
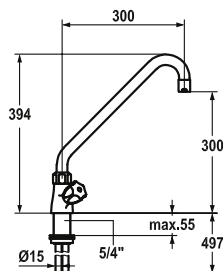
**GASTRO Two-handle mixer – Commercial kitchen**

- KWC CORONA metal handles, removable
- Swivel spout 360°  
- with adjustable gland  
- Jet regulator
- OptimalSpace – ample space for washing or working
- Flat valves M20 x 1.25  
- stainless steel valve seat
- Copper tubes ø15 mm
- Fastening by means of threaded sleeve 1 1/4"
- Mounting hole size ø42 mm

Flow rate 65 l/min (3bar)  
Acoustic group II







SAP Number	Article Number
chromiline, A 300, B 300, C 394 <b>101755</b>	K.24.41.A2.000C07

**GASTRO Two-handle mixer**

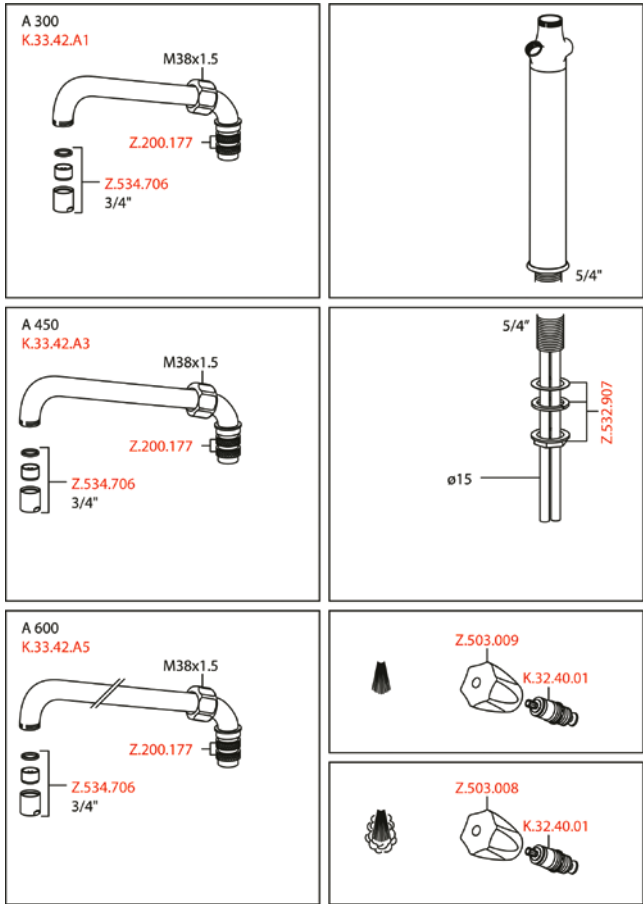
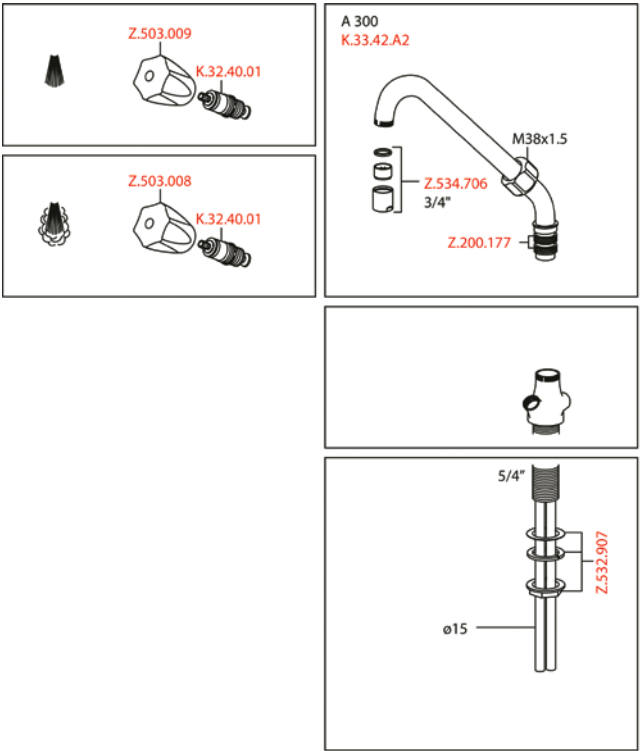
- KWC CORONA metal handles, removable
- Swivel spout 360°
  - with adjustable gland
  - Jet regulator
- OptimalSpace – ample space for washing or working
- Flat valves M20 x 1.25
  - stainless steel valve seat
- Copper tubes ø15 mm
- Fastening by means of threaded sleeve 1 1/4"
- Mounting hole size ø42 mm

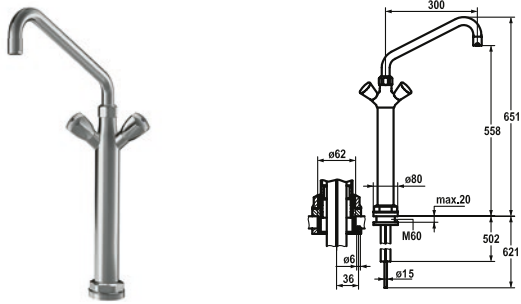
SAP Number	Article Number
chromiline, A 300 <b>112149</b>	K.24.41.20.000C07
chromiline, A 450 <b>112150</b>	K.24.41.21.000C07

**GASTRO Two-handle mixer – Commercial kitchen**

- Pillar 300 mm
- KWC CORONA metal handles, removable
- Swivel spout 360°
  - with adjustable gland
  - Jet regulator
- OptimalSpace – ample space for washing or working
- Flat valves M20 x 1.25 - stainless steel valve seat
- Copper tubes ø15 mm
- Fastening by means of threaded sleeve 1 1/4"
- Mounting hole size ø42 mm

Flow rate 98 l/min (3 bar)  
Acoustic group U

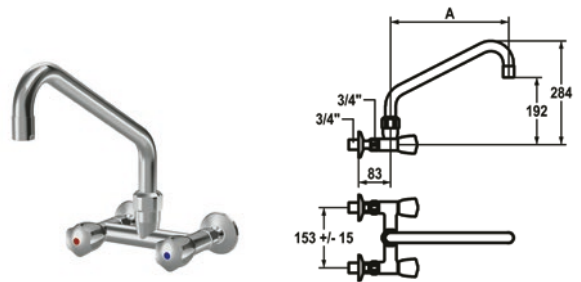




SAP Number	Article Number
chromeline, A 300, copper tubes <b>100931</b>	K.24.41.32.000C07
chromeline, A 450, copper tubes <b>100933</b>	K.24.41.34.000C07

#### GASTRO Two-handle mixer – Commercial kitchen

- Pillar 300 mm
- KWC CORONA metal handles, removable
- Automatic outlet draining
- Preassembled socket
- Swivel spout 360°
  - with adjustable gland
  - Jet regulator
- OptimalSpace – ample space for washing or working
- Flat valves M20 x 1.25
  - stainless steel valve seat
- Copper tubes Ø15 mm
- Mounting hole size Ø62 mm

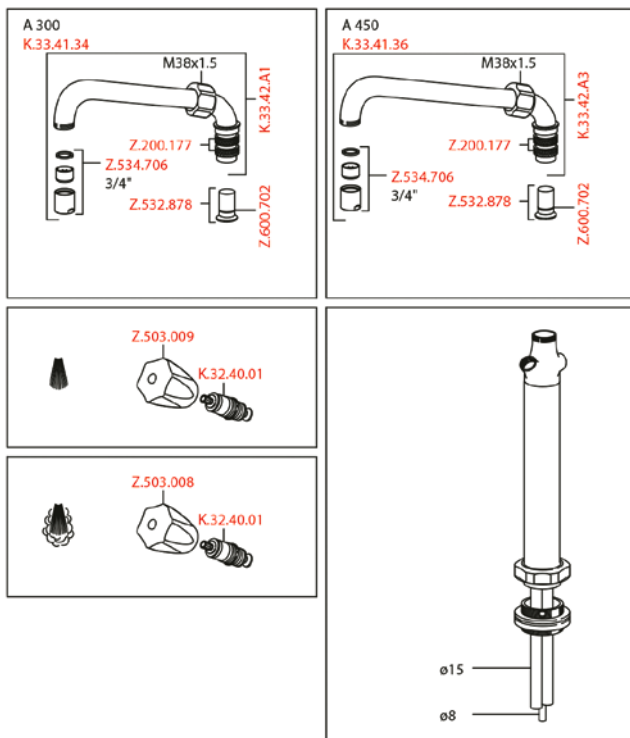


SAP Number	Article Number
chromeline, AD 153±15mm, A 300 <b>118403</b>	K.24.42.21.000C86
chromeline, AD 153±15mm, A 450 <b>118406</b>	K.24.42.24.000C86

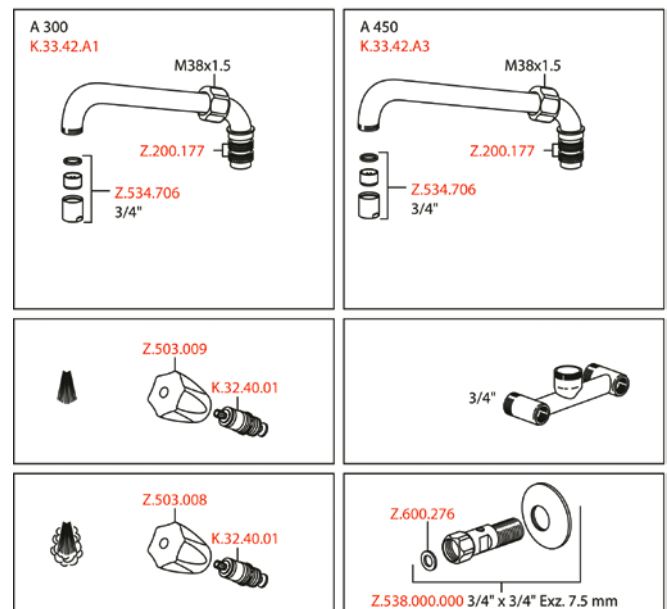
#### GASTRO Two-handle mixer – Commercial kitchen

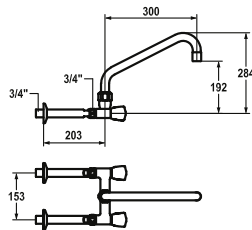
- KWC CORONA metal handles, removable
- Swivel spout
  - with adjustable gland
  - Jet regulator
- OptimalSpace – ample space for washing or working
- Flat valves M20 x 1.25
  - stainless steel valve seat
- Wall connections 3/4" x 3/4",
  - with shut-off valve L 40 eccentric 7.5 mm

Flow rate 60 l/min (3bar)  
Acoustic group U



Flow rate 120 l/min (3 bar)  
Acoustic group U

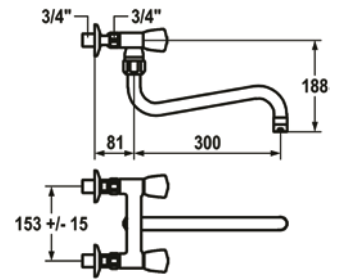




SAP Number	Article Number
chromeline, AD 153, A 300	
<b>118404</b>	K.24.42.22.000C74

#### GASTRO Two-handle mixer – Commercial kitchen

- KWC CORONA metal handles, removable
- Swivel spout
  - with adjustable gland
  - Jet regulator
- OptimalSpace – ample space for washing or working
- Flat valves M20 x 1.25
  - stainless steel valve seat
- Wall connections 3/4" x 3/4", without shut-off valve L 160



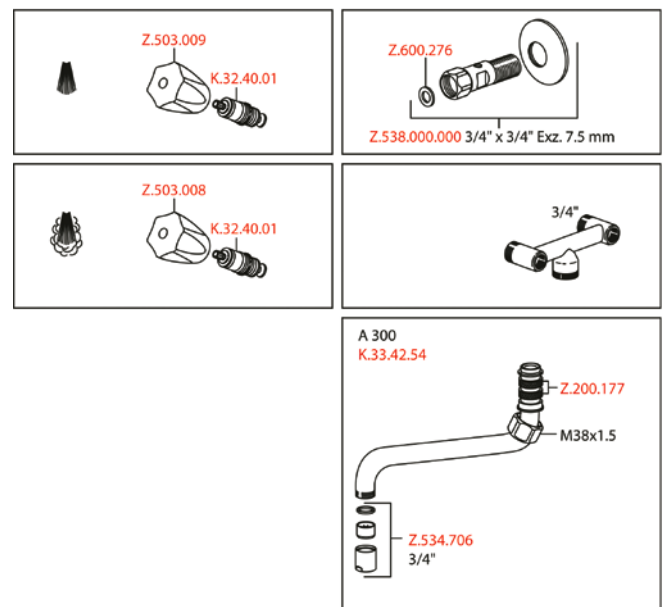
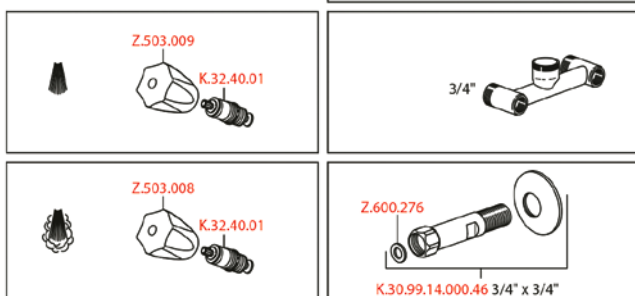
SAP Number	Article Number
chromeline, AD 153±15mm, A 300	
<b>118391</b>	K.24.42.11.000C86

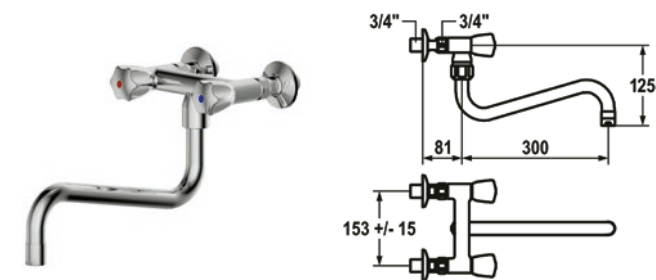
#### GASTRO Two-handle mixer

- KWC CORONA metal handles, removable
- Swivel spout
  - with adjustable gland
  - Jet regulator
- OptimalSpace – ample space for washing or working
- Flat valves M20 x 1.25
  - stainless steel valve seat
- Wall connections 3/4" x 3/4", with shut-off valve L 40 eccentric 7.5 mm

Flow rate 120 l/min (3 bar)  
Acoustic group U

Flow rate 120 l/min (3 bar)  
Acoustic group U



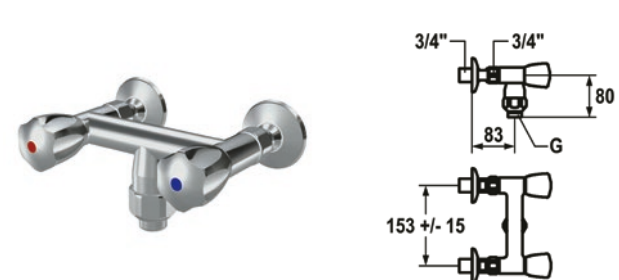
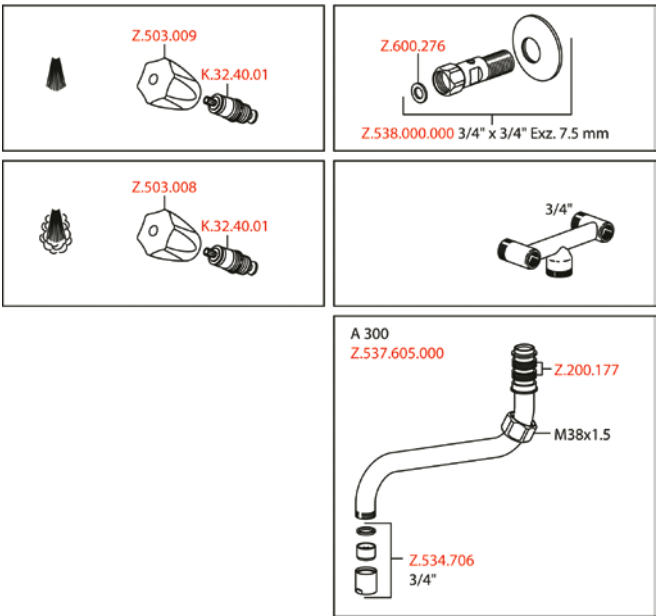


SAP Number	Article Number
chromeline, AD 153±15mm, A 300	
<b>124036</b>	K.24.42.13.000C86

**GASTRO Two-handle mixer**

- KWC CORONA metal handles, removable
- Swivel spout
  - with adjustable gland
  - Jet regulator
- OptimalSpace – ample space for washing or working
- Flat valves M20 x 1.25
  - stainless steel valve seat
- Wall connections 3/4" x 3/4",
  - with shut-off valve L 40 eccentric 7.5 mm

Flow rate 120 l/min (3 bar)  
Acoustic group U



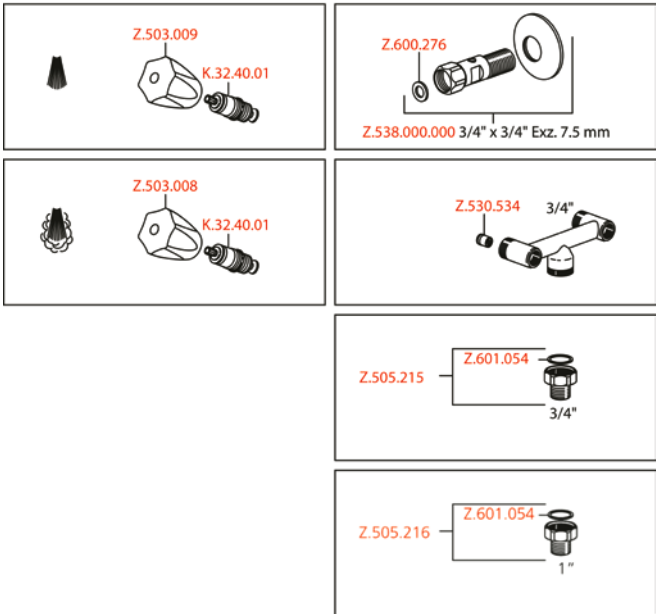
SAP Number	Article Number
chromeline, AD 153±15mm, G 3/4"	
<b>118397</b>	K.24.42.17.000C86

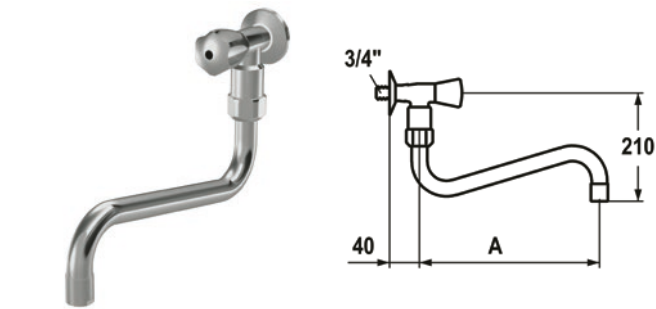
chromeline, AD 153±15mm, G 3/4" x DN 20	
<b>118399</b>	K.24.42.18.000C86

**GASTRO Two-handle mixer**

- KWC CORONA metal handles, removable
- Intrinsically safe against backflow
- Threaded outlet for hose connection
- OptimalSpace – ample space for washing or working
- Flat valves M20 x 1.25
  - stainless steel valve seat
- Wall connections 3/4" x 3/4",
  - with shut-off valve L 40 eccentric 7.5 mm

Flow rate 92.5 l/min (3bar)  
Acoustic group U





SAP Number	Article Number
chromeline, A 300 <b>100916</b>	K.25.40.14.000C35
chromeline, A 450 <b>100917</b>	K.25.40.16.000C35

**GASTRO Wall mounted valve**

- Wall mounted valve
- KWC CORONA metal handle, removable (cold water)
- Swivel spout
  - with adjustable gland
  - Jet regulator
- OptimalSpace – ample space for washing or working
- Flat valves M20 x 1.25
  - stainless steel valve seat
- Connecting thread 3/4"



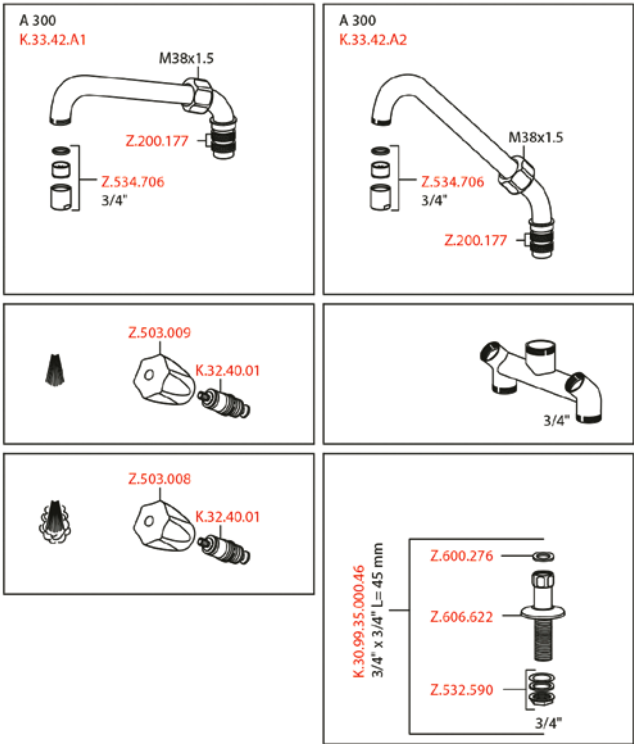
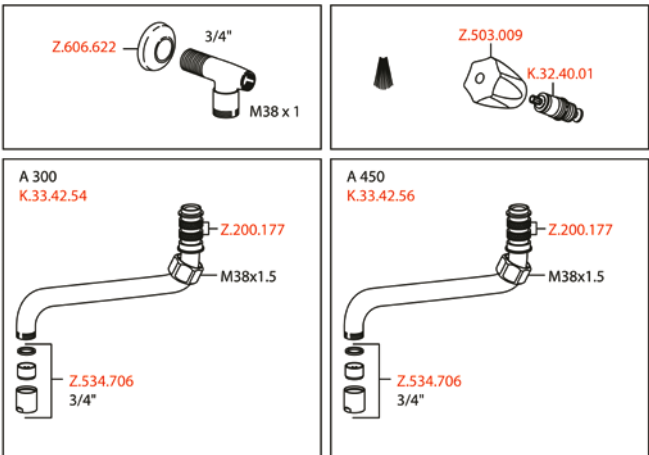
SAP Number	Article Number
chromeline, AD 153, A 300, B 252, C 345 <b>118411</b>	K.24.42.41.000C74
chromeline, AD 153, A 300, B 356, C 449 <b>118412</b>	K.24.42.42.000C74

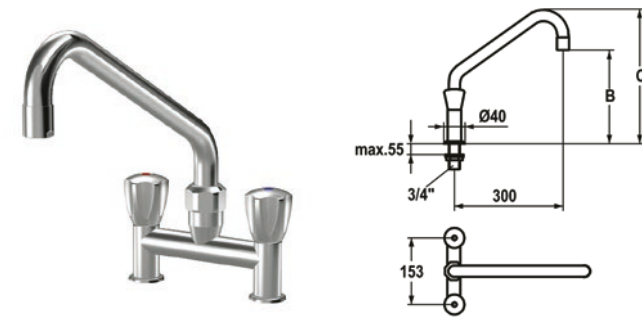
**GASTRO Two-handle mixer – Commercial kitchen**

- Two-handle mixer
- KWC CORONA metal handles, removable
- Swivel spout 360°
  - with adjustable gland
  - Jet regulator
- OptimalSpace – ample space for washing or working
- Flat valves M20 x 1.25
  - stainless steel valve seat
- Pillar connections 3/4" x 3/4" L 45
- Mounting hole size ø28 mm

Flow rate 120 l/min (3 bar)  
Acoustic group U

Flow rate 86 l/min (3bar)  
Acoustic group U

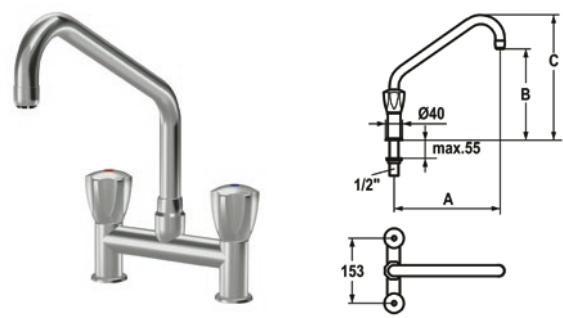




SAP Number	Article Number
chromeline, AD 153, A 300, B 210, C 305 <b>105823</b>	K.24.42.E1.000C35
chromeline, AD 153, A 300, B 315, C 410 <b>105824</b>	K.24.42.E2.000C35
chromline, AD 153, A 300, B 440 <b>105825</b>	K.24.42.E3.000C35

#### GASTRO Two-handle mixer – Commercial kitchen

- KWC CORONA metal handles, removable
- Swivel spout 360°
  - with adjustable gland
  - Jet regulator
- OptimalSpace – ample space for washing or working
- Flat valves M20 x 1.25
  - stainless steel valve seat
- Connecting thread 3/4"
- Mounting hole size Ø28 mm



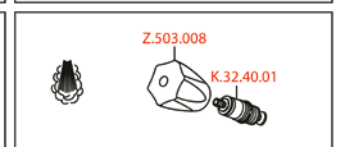
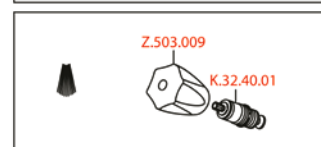
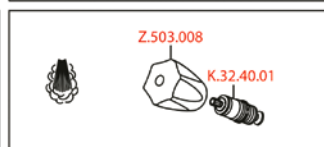
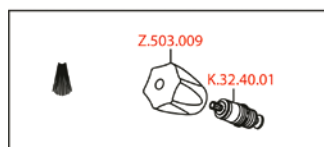
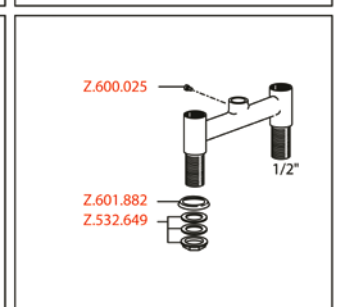
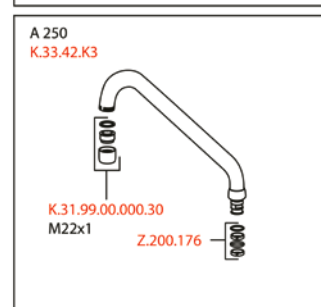

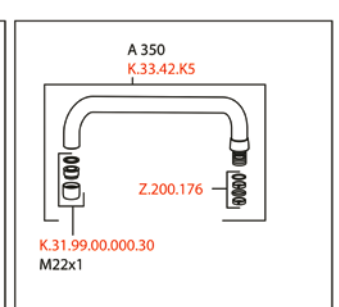
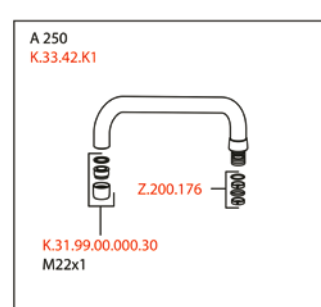
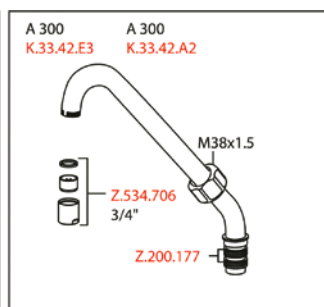
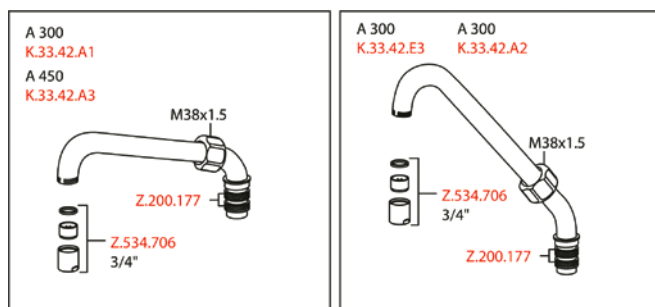
SAP Number	Article Number
chromeline, AD 153, A 250, B 215, C 297 <b>105829</b>	K.24.42.K1.000C34
chromeline, AD 153, A 250, B 310, C 392 <b>105826</b>	K.24.42.K3.000C34
chromeline, AD 153, A 350, B 215, C 297 <b>105828</b>	K.24.42.K5.000C34

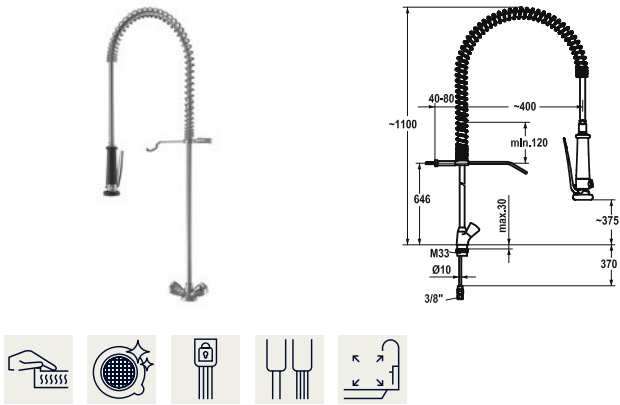
#### GASTRO Two-handle mixer

- KWC CORONA metal handles, removable
- Swivel spout 180°
  - Jet regulator
- OptimalSpace – ample space for washing or working
- Flat valves M20 x 1.25
  - stainless steel valve seat
- Connecting thread 1/2"
- Mounting hole size Ø22 mm

Flow rate 88 l/min (3bar)

Acoustic group U





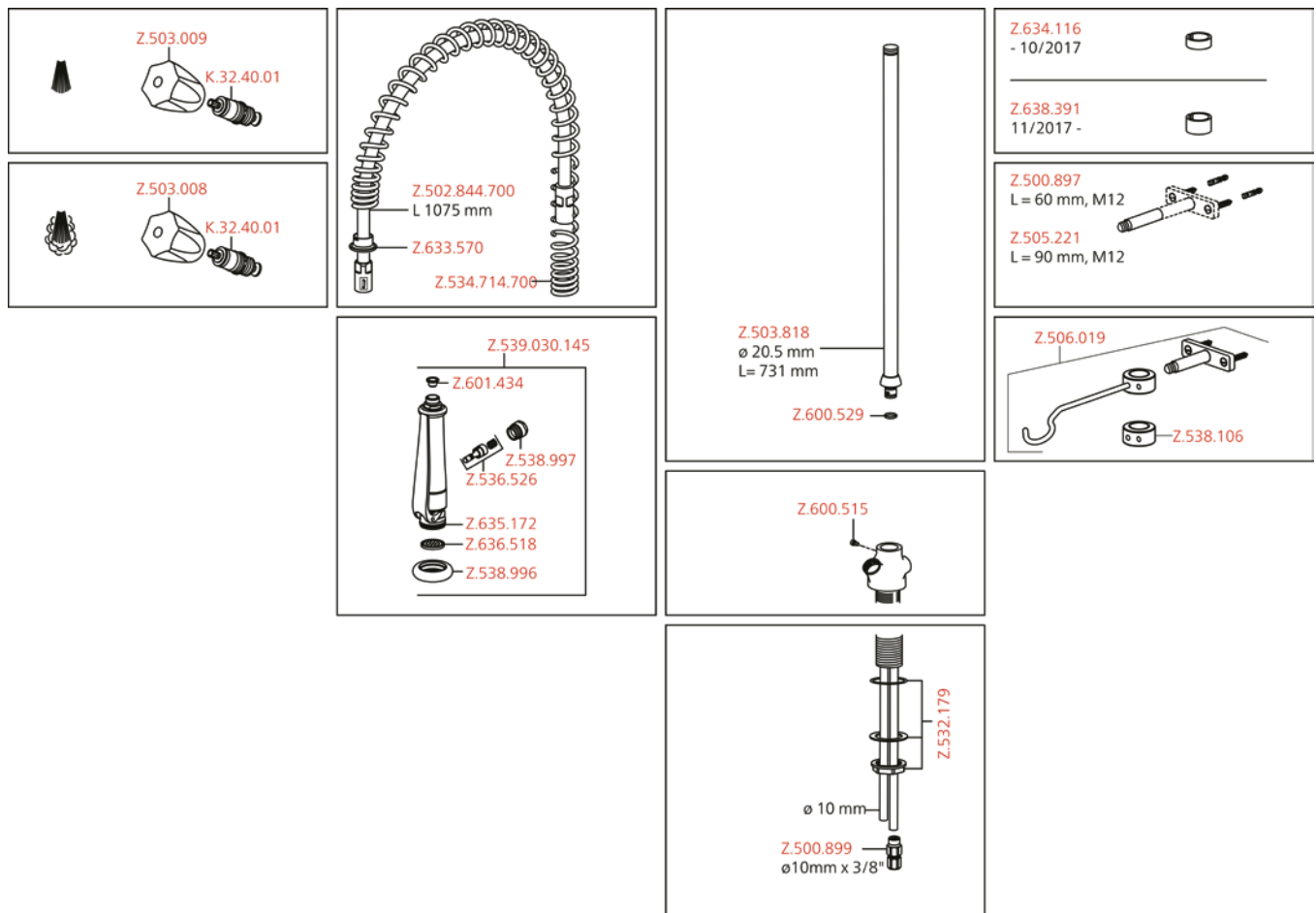
SAP Number	Article Number
chromeline, copper tubes	
<b>100962</b>	K.24.41.60.000C06

### GASTRO Two-handle mixer – Commercial kitchen

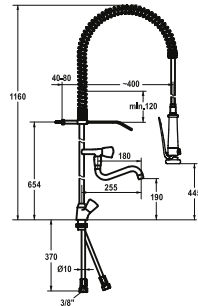
- Suspension spring
- KWC CORONA metal handles, removable
- TouchProtect
  - anti-scald protection thanks to the “double skin” principle
- Intrinsically safe against backflow
- Pre-rinse spray
  - with integrated delayed closing device to minimize water hammer
  - with valve maintenance unit for cleaning and swivelling sieve jet
  - SprayClean – easy to clean and actively prevents limescale buildup
  - SprayLock – lockable jet spray
  - PowerClean – needle spray mode
- OptimalSpace – ample space for washing or working

- Flat valves M20 x 1.25
  - stainless steel valve seat
- Copper tubes  $\varnothing 10$  mm
- Fastening by means of threaded sleeve M33 x 1.5
- Mounting hole size  $\varnothing 35$  mm

Spray: Flow rate 15 l/min (3 bar)  
Acoustic group I







SAP Number Article Number

chromeline, A 180, copper tubes

**105093** K.24.41.61.000C06

### GASTRO Two-handle mixer – Commercial kitchen

- Suspension spring
- KWC CORONA metal handles, removable
- TouchProtect
  - anti-scald protection thanks to the “double skin” principle
- Intrinsically safe against backflow
- Swivel spout 180°
  - Jet regulator

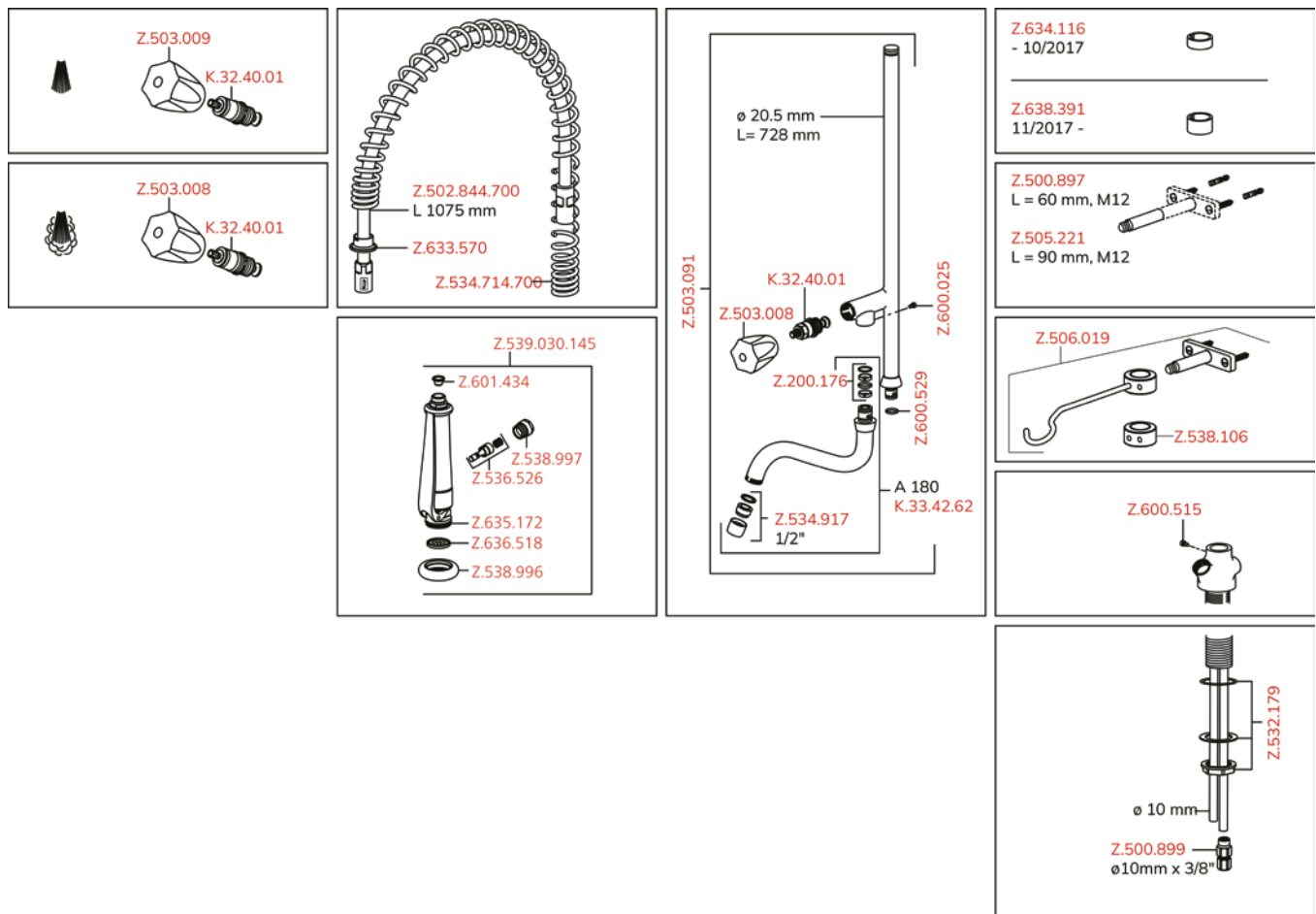
- Pre-rinse spray
  - with integrated delayed closing device to minimize water hammer
  - with valve maintenance unit for cleaning and swivelling sieve jet
  - SprayClean – easy to clean and actively prevents limescale buildup
  - SprayLock – lockable jet spray
  - PowerClean – needle spray mode
- OptimalSpace – ample space for washing or working
- Flat valves M20 x 1.25
  - stainless steel valve seat
- Copper tubes  $\varnothing 10$  mm
- Fastening by means of threaded sleeve M33 x 1.5
- Mounting hole size  $\varnothing 35$  mm

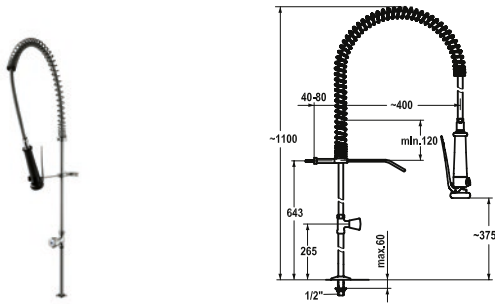
Flow rate 41 l/min (3 bar)

Spray: Flow rate 15 l/min (3 bar)

Acoustic group II

Spray outlet: Acoustic group I



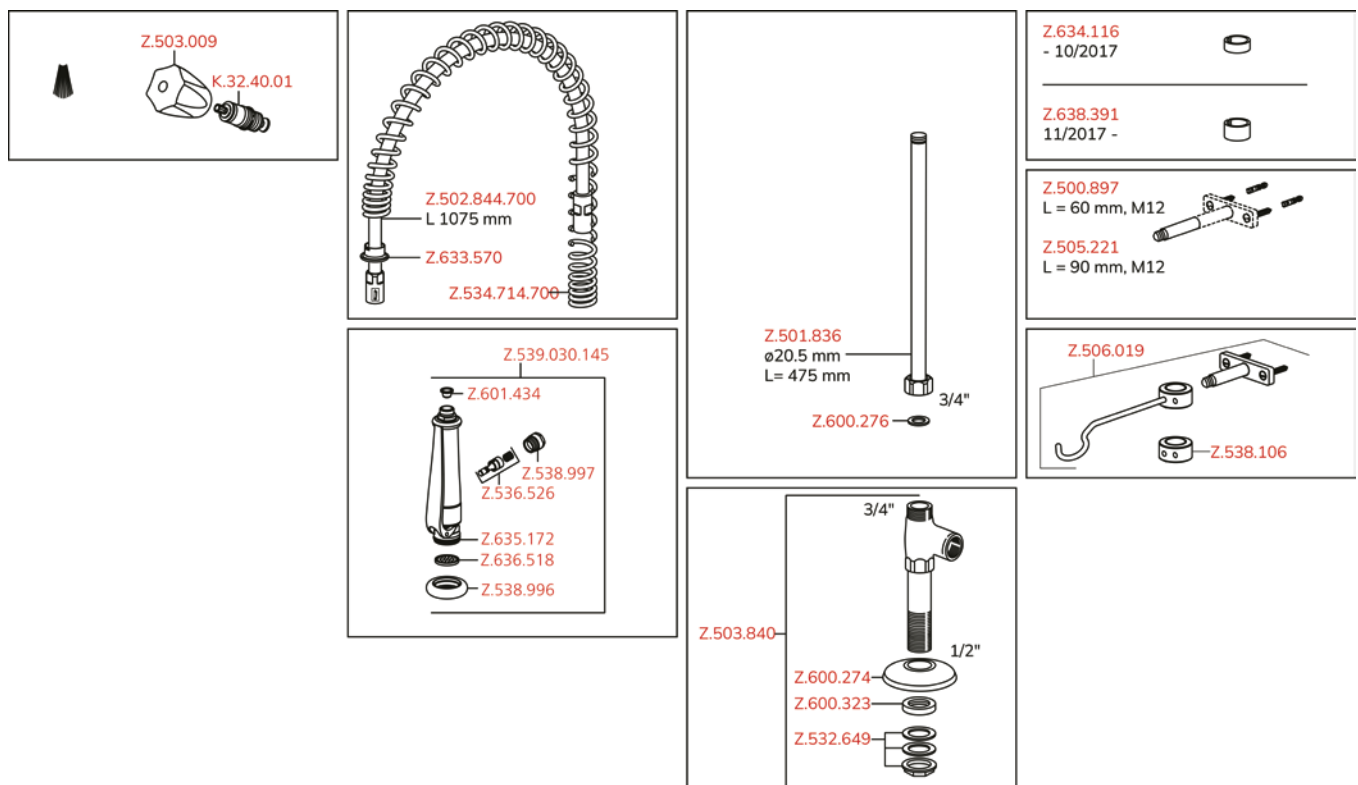


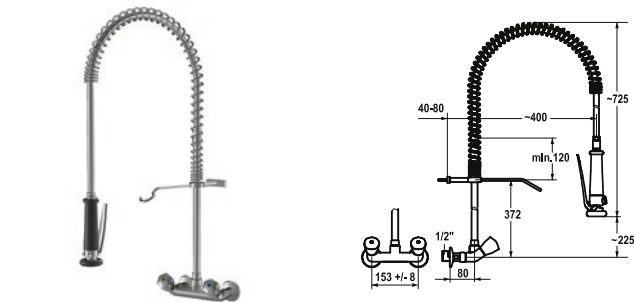
SAP Number	Article Number
chromeline	
<b>100960</b>	K.24.40.60.000C34

### GASTRO Commercial kitchen – Vertical shut-off valve

- Vertical shut-off valve
- Suspension spring
- KWC CORONA metal handle, removable (cold water)
- TouchProtect
  - anti-scald protection thanks to the “double skin” principle
- Pre-rinse spray
  - with integrated delayed closing device to minimize water hammer
  - with valve maintenance unit for cleaning and swivelling sieve jet
  - SprayClean – easy to clean and actively prevents limescale buildup
  - SprayLock – lockable jet spray
  - PowerClean – needle spray mode
- OptimalSpace – ample space for washing or working
- Flat valves M20 x 1.25
  - stainless steel valve seat
- Connecting thread 1/2"
- Mounting hole size ø22 mm

Spray: Flow rate 15 l/min (3 bar)  
Acoustic group I



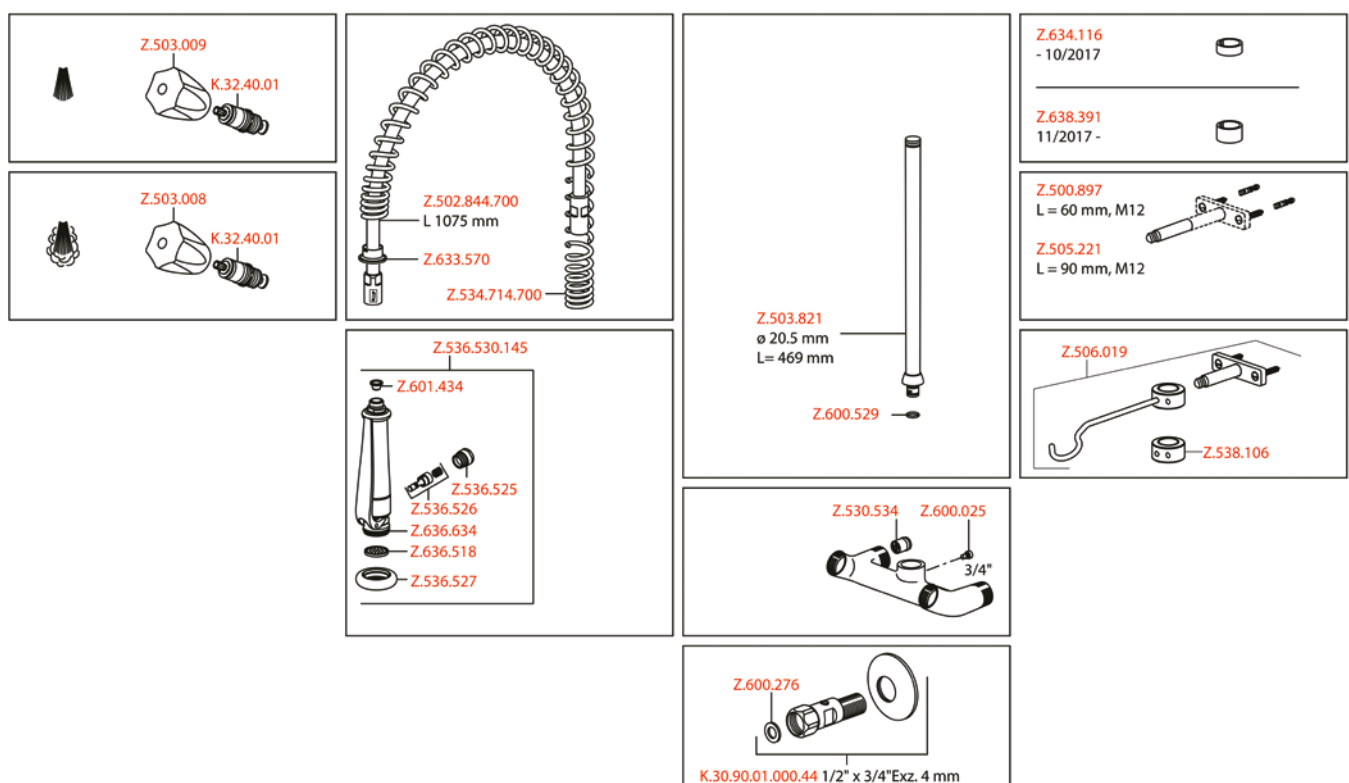


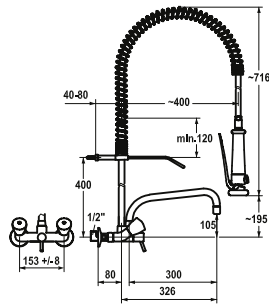
SAP Number	Article Number
chromeline, AD 153±8 mm	
<b>100456</b>	K.24.42.70.000C78

### GASTRO Two-handle mixer – Commercial kitchen

- Suspension spring
- KWC CORONA metal handles, removable
- TouchProtect
  - anti-scald protection thanks to the “double skin” principle
- Intrinsically safe against backflow
- Pre-rinse spray
  - with integrated delayed closing device to minimize water hammer
  - with valve maintenance unit for cleaning and swivelling sieve jet
  - SprayClean – easy to clean and actively prevents limescale buildup
  - SprayLock – lockable jet spray
  - PowerClean – needle spray mode
- OptimalSpace – ample space for washing or working
- Flat valves M20 x 1.25
  - stainless steel valve seat
- Wall connections 1/2" x 3/4", with shut-off valve L 40 eccentric 4 mm

Spray: Flow rate 15 l/min (3 bar)  
Acoustic group I





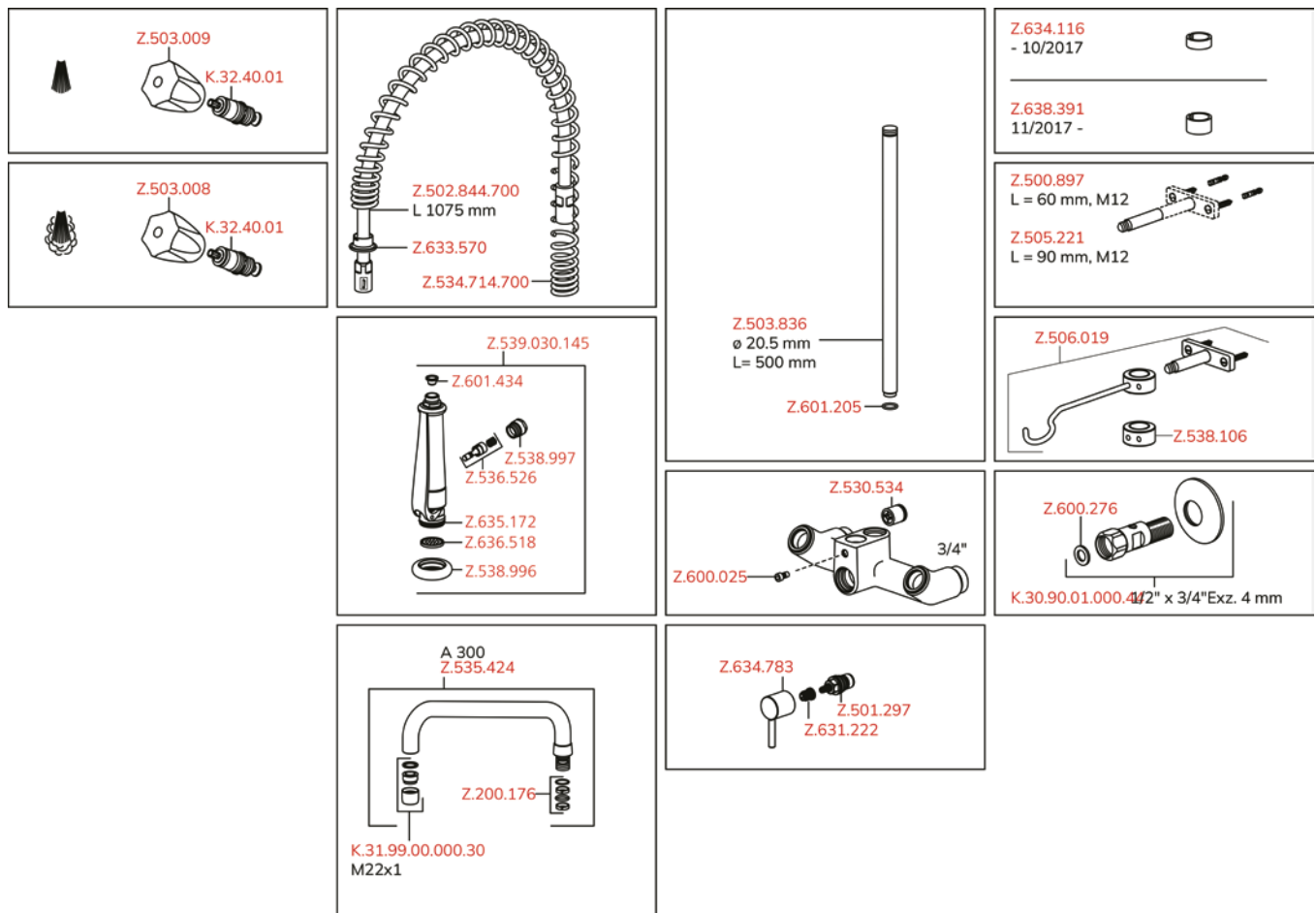
SAP Number	Article Number
chromeline, 153±8 mm, A 300	
<b>100448</b>	K.24.42.74.000C78

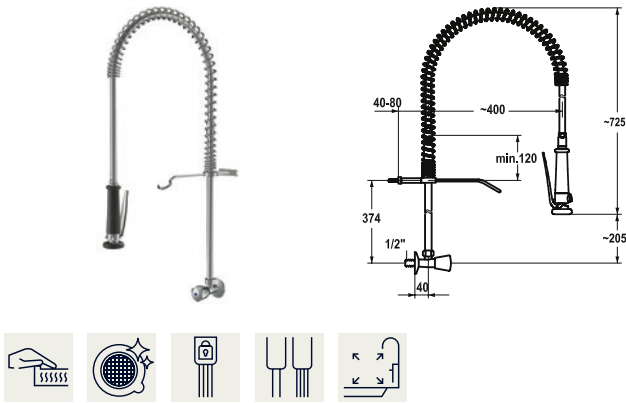
### GASTRO Two-handle mixer

- Two-handle mixer
- Suspension spring
- KWC CORONA metal handles, removable
- TouchProtect
  - anti-scald protection thanks to the "double skin" principle
- Intrinsically safe against backflow
- Swivel spout 180°
  - Jet regulator

- Pre-rinse spray
  - with integrated delayed closing device to minimize water hammer
  - with valve maintenance unit for cleaning and swivelling sieve jet
  - SprayClean – easy to clean and actively prevents limescale buildup
  - SprayLock – lockable jet spray
  - PowerClean – needle spray mode
- OptimalSpace – ample space for washing or working
- Flat valves M20 x 1.25
  - stainless steel valve seat
- Wall connections 1/2" x 3/4", with shut-off valve L 40 eccentric 4 mm

Flow rate 35 l/min (3 bar)  
 Spray: Flow rate 15 l/min (3 bar)  
 Acoustic group U  
 Spray outlet: Acoustic group II



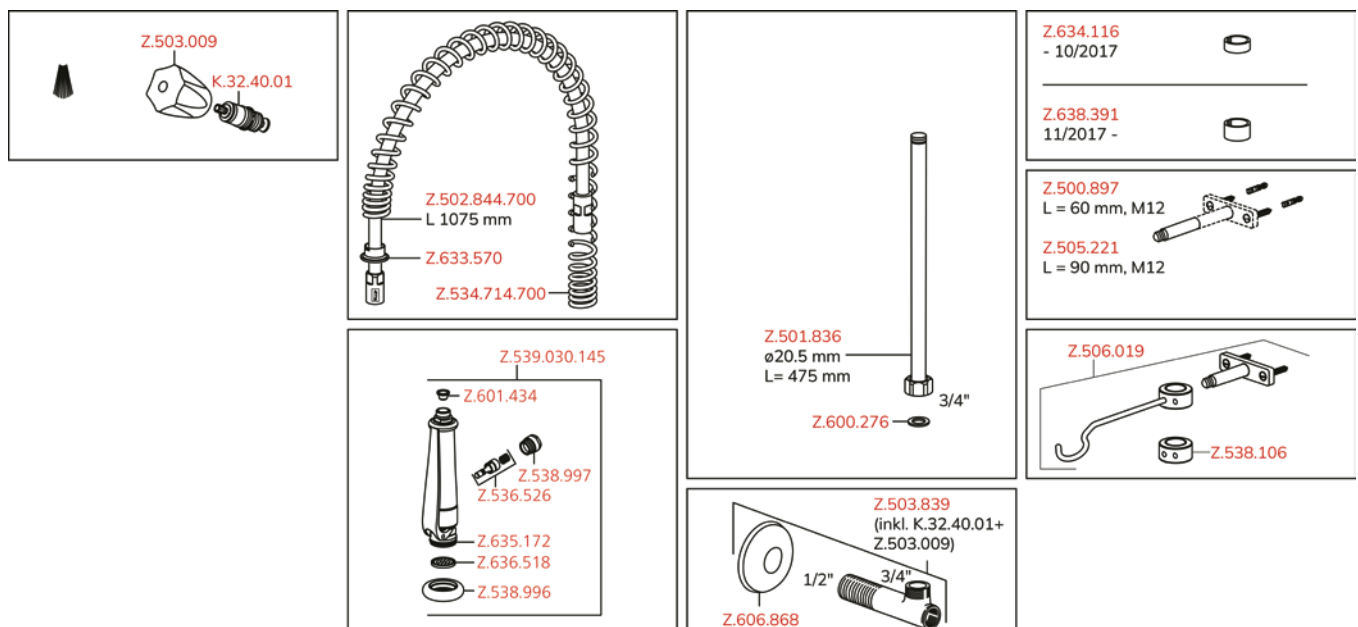


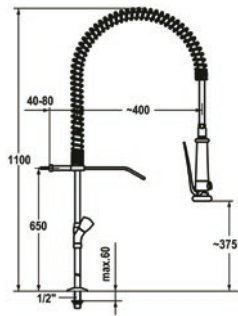
SAP Number	Article Number
chromeline <b>100961</b>	K.24.40.70.000C34

### GASTRO Commercial kitchen – Wall mounted valve

- Suspension spring
- KWC CORONA metal handle, removable (cold water)
- TouchProtect
  - anti-scald protection thanks to the “double skin” principle
- Pre-rinse spray
  - with integrated delayed closing device to minimize water hammer
  - with valve maintenance unit for cleaning and swivelling sieve jet
  - SprayClean – easy to clean and actively prevents limescale buildup
  - SprayLock – lockable jet spray
  - PowerClean – needle spray mode
- OptimalSpace – ample space for washing or working
- Flat valves M20 x 1.25
  - stainless steel valve seat
- Connecting thread 1/2"

Spray: Flow rate 15 l/min (3 bar)  
Acoustic group I



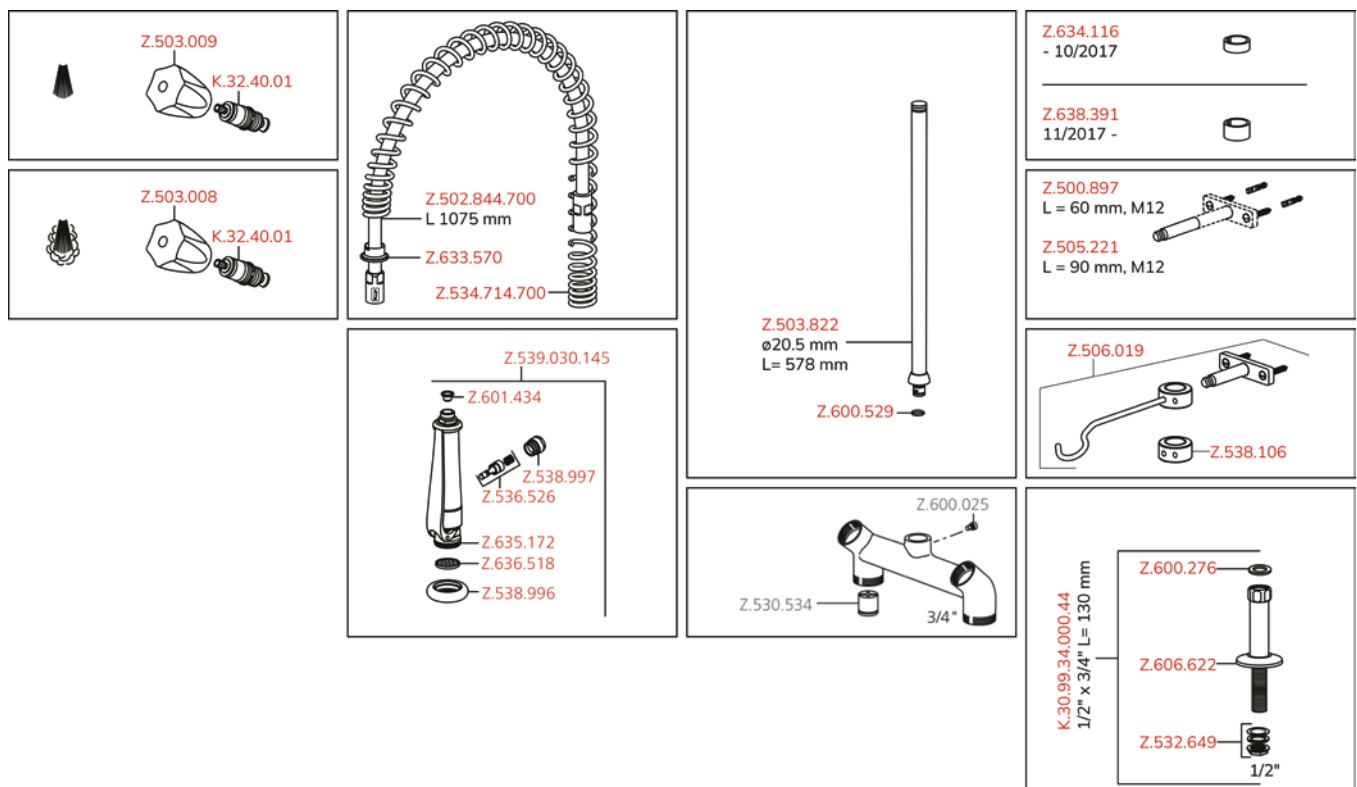


SAP Number	Article Number
chromeline, AD 153	
<b>100964</b>	K.24.42.62.000C71

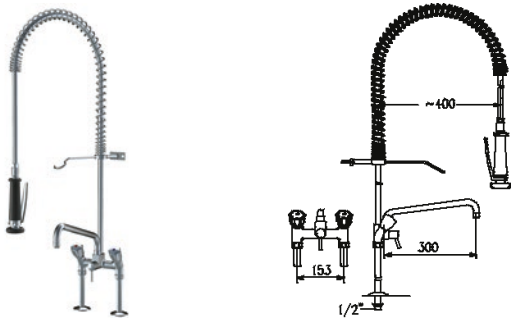
### GASTRO Two-handle mixer

- KWC CORONA metal handles, removable
- TouchProtect
  - anti-scald protection thanks to the "double skin" principle
- Intrinsically safe against backflow
- Pre-rinse spray
  - with integrated delayed closing device to minimize water hammer
  - with valve maintenance unit for cleaning and swivelling sieve jet
  - SprayClean – easy to clean and actively prevents limescale buildup
  - SprayLock – lockable jet spray
  - PowerClean – needle spray mode
- OptimalSpace – ample space for washing or working
- Flat valves M20 x 1.25
  - stainless steel valve seat
- Pillar connections 1/2" x 3/4" L 130
- Mounting hole size ø22 mm

Spray: Flow rate 15 l/min (3 bar)  
Acoustic group I







#### SAP Number Article Number

chromeline, AD 153, A 300

**100966**

K.24.42.64.000C71

#### GASTRO Two-handle mixer

- Suspension spring
- KWC CORONA metal handles, removable
- TouchProtect
  - anti-scald protection thanks to the “double skin” principle
- Intrinsically safe against backflow
- Swivel spout 180°
  - Jet regulator

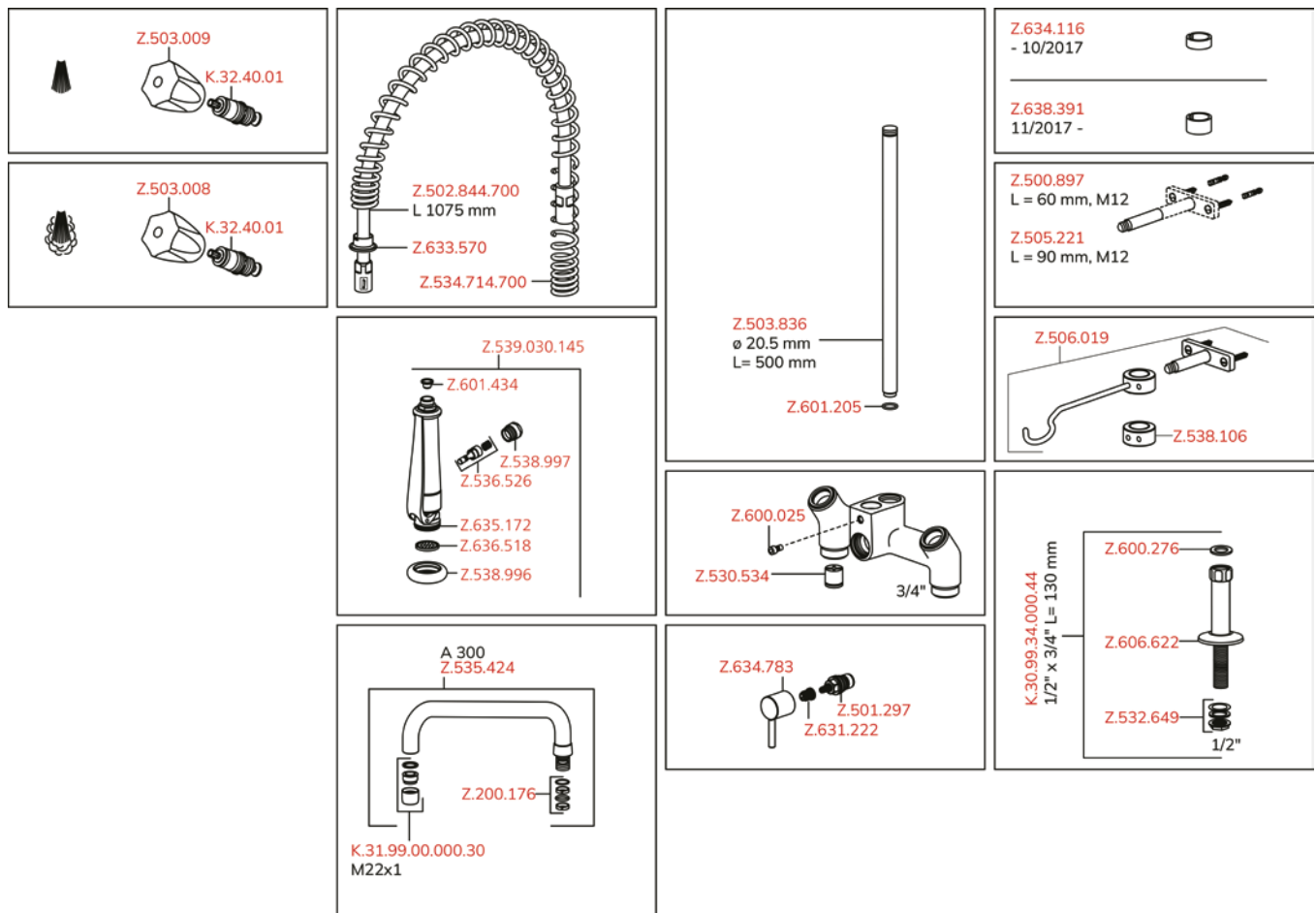
- Pre-rinse spray
  - with integrated delayed closing device to minimize water hammer
  - with valve maintenance unit for cleaning and swivelling sieve jet
  - SprayClean – easy to clean and actively prevents limescale buildup
  - SprayLock – lockable jet spray
  - PowerClean – needle spray mode
- OptimalSpace – ample space for washing or working
- Flat valves M20 x 1.25
  - stainless steel valve seat
- Pillar connections 1/2" x 3/4" L 130
- Mounting hole size ø22 mm

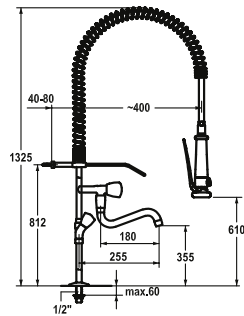
Flow rate 33 l/min (3 bar)

Spray: Flow rate 15 l/min (3 bar)

Acoustic group U

Spray outlet: Acoustic group II





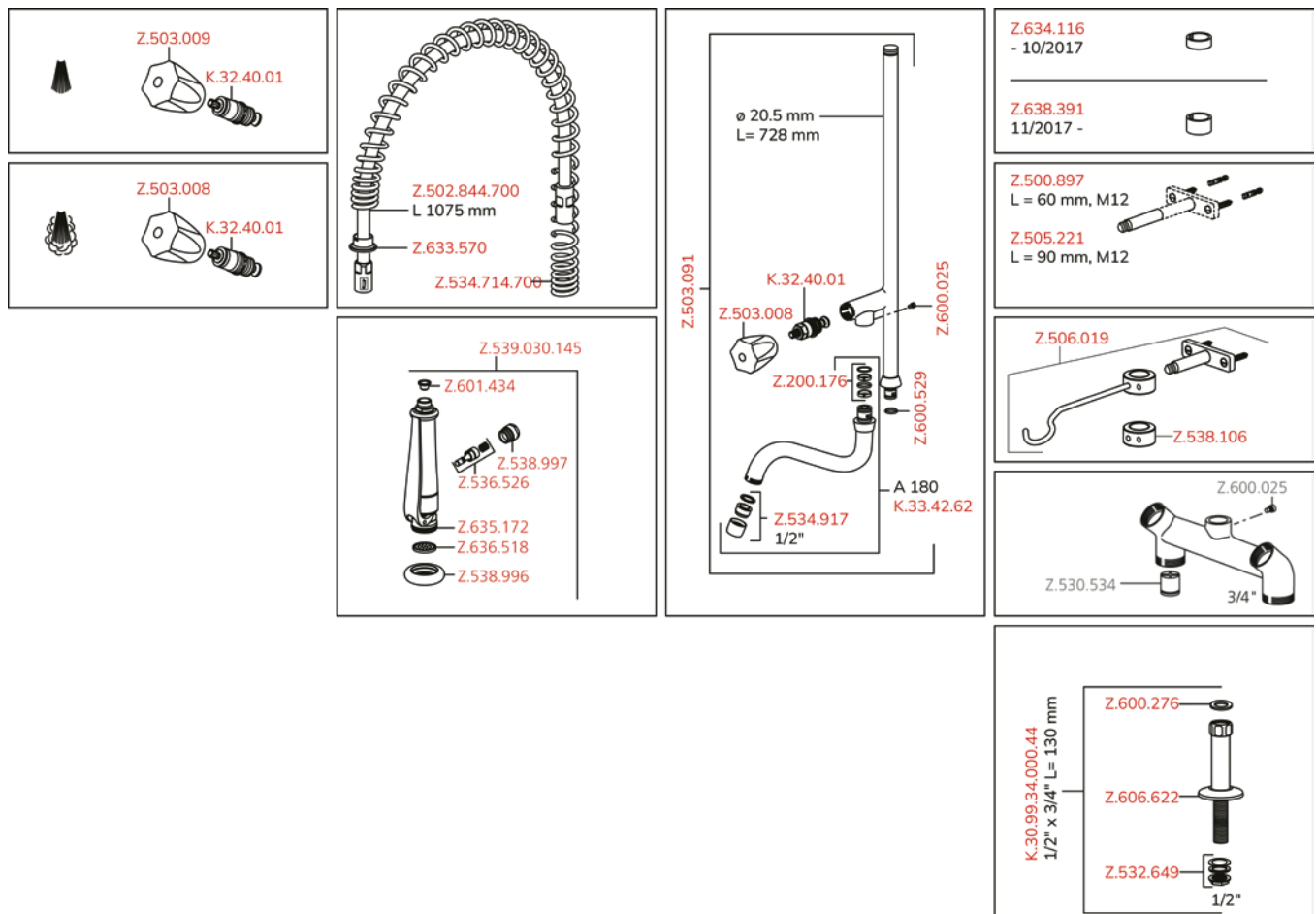
SAP Number	Article Number
chromeline, AD 153, A 180	
<b>112788</b>	K.24.42.61.000C71

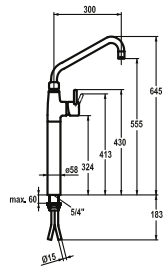
### GASTRO Two-handle mixer

- Two-handle mixer
- Suspension spring
- KWC CORONA metal handles, removable
- TouchProtect
  - anti-scald protection thanks to the “double skin” principle
- Intrinsically safe against backflow
- Swivel spout 180°

- Pre-rinse spray
  - with integrated delayed closing device to minimize water hammer
  - with valve maintenance unit for cleaning and swivelling sieve jet
  - SprayClean – easy to clean and actively prevents limescale buildup
  - SprayLock – lockable jet spray
  - PowerClean – needle spray mode
- OptimalSpace – ample space for washing or working
- Flat valves M20 x 1.25
  - stainless steel valve seat
- Pillar connections 1/2" x 3/4" L 130
- Mounting hole size ø22 mm

Flow rate 33 l/min (3 bar)  
 Spray: Flow rate 15 l/min (3 bar)  
 Acoustic group U





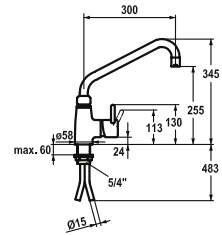
SAP Number	Article Number
------------	----------------

chromeline, A 300 <b>121271</b>	24.501.064.000
------------------------------------	----------------

chromeline, A 450 <b>121272</b>	24.501.066.000
------------------------------------	----------------

#### GASTRO Lever mixer

- Pillar 300 mm
- Swivel spout 360°
  - with adjustable gland
  - Jet regulator
- OptimalSpace – ample space for washing or working
- KWC cartridge XL 46 – high capacity
  - with ceramic discs
  - flow rate and temperature continuously variable
  - temperature limitation
- Copper tubes  $\varnothing 15$  mm
- Fastening by means of threaded sleeve 1 1/4"
- Mounting hole size  $\varnothing 42$  mm



SAP Number	Article Number
------------	----------------

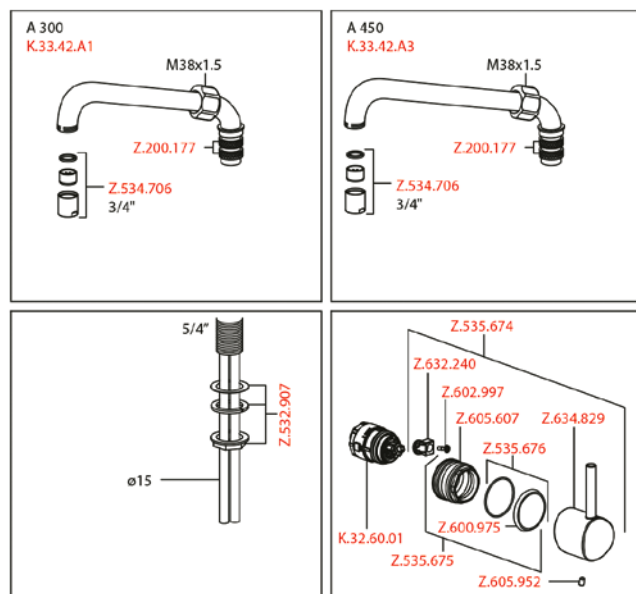
chromeline, A 300, copper tubes <b>121267</b>	24.501.044.000
--	----------------

chromeline, A 450, copper tubes <b>121268</b>	24.501.046.000
--	----------------

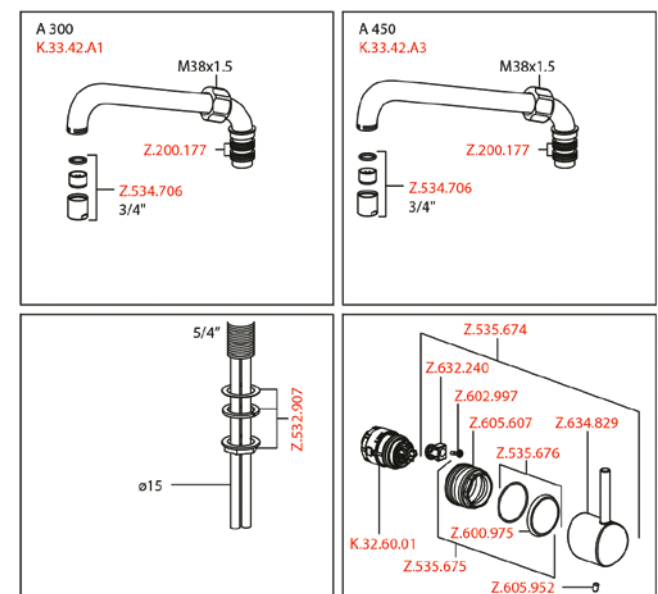
#### GASTRO Lever mixer – Commercial kitchen

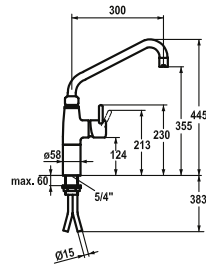
- Swivel spout 360°
  - with adjustable gland
  - Jet regulator
- OptimalSpace – ample space for washing or working
- KWC cartridge XL 46 – high capacity
  - with ceramic discs
  - flow rate and temperature continuously variable
  - temperature limitation
- Copper tubes  $\varnothing 15$  mm
- Fastening by means of threaded sleeve 1 1/4"
- Mounting hole size  $\varnothing 42$  mm

Flow rate 40 l/min (3 bar)  
Acoustic group U



Flow rate 40 l/min (3 bar)  
Acoustic group U





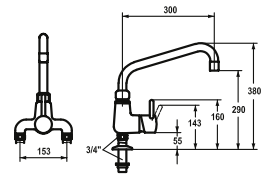
SAP Number Article Number

chromeline, A 300, copper tubes  
**121269** 24.501.054.000

chromeline, A 450, copper tubes  
**121270** 24.501.056.000

#### GASTRO Lever mixer – Commercial kitchen

- Pillar 100 mm
- Swivel spout 360°
  - with adjustable gland
  - Jet regulator
- OptimalSpace – ample space for washing or working
- KWC cartridge XL 46 – high capacity
  - with ceramic discs
  - flow rate and temperature continuously variable
  - temperature limitation
- Copper tubes Ø15 mm
- Fastening by means of threaded sleeve 1 1/4"
- Mounting hole size Ø42 mm



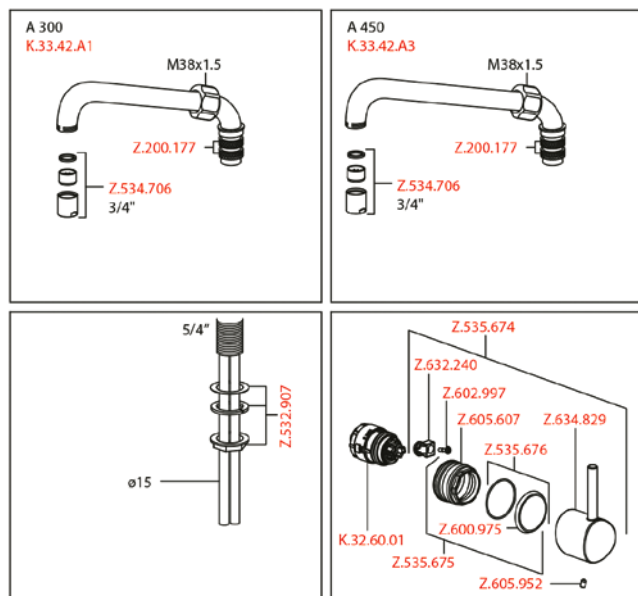
SAP Number Article Number

chromeline, AD 153, A 300  
**121299** 24.503.174.000

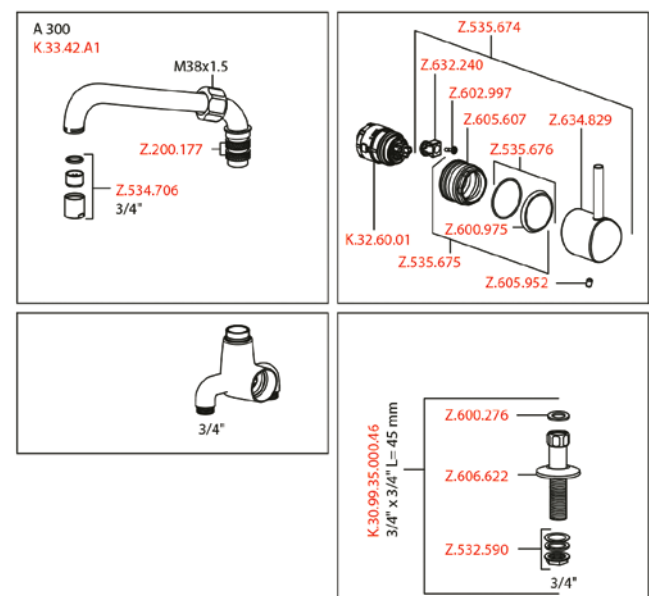
#### GASTRO Lever mixer – Commercial kitchen

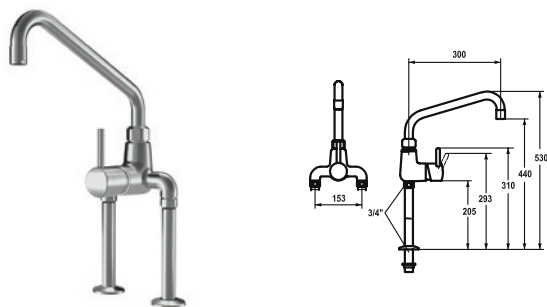
- Swivel spout 360°
  - with adjustable gland
  - Jet regulator
- OptimalSpace – ample space for washing or working
- KWC cartridge XL 46 – high capacity
  - with ceramic discs
  - flow rate and temperature continuously variable
  - temperature limitation
- Pillar connections 3/4" x 3/4" L 45
- Mounting hole size Ø30 mm

Flow rate 40 l/min (3 bar)  
Acoustic group U



Flow rate 50 l/min (3 bar)  
Acoustic group U



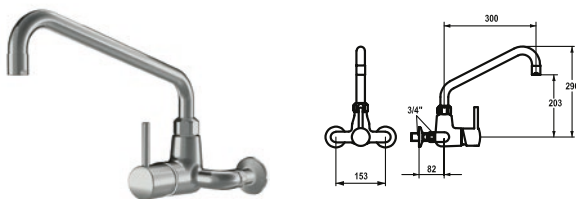


SAP Number      Article Number

chromeline, AD 153, A 300  
**121301**      24.503.184.000

**GASTRO Lever mixer – Commercial kitchen**

- Swivel spout 360°
  - with adjustable gland
  - Jet regulator
- OptimalSpace – ample space for washing or working
- KWC cartridge XL 46 – high capacity
  - with ceramic discs
  - flow rate and temperature continuously variable
  - temperature limitation
- Pillar connections 3/4" x 3/4" L 195
- Mounting hole size ø30 mm



SAP Number      Article Number

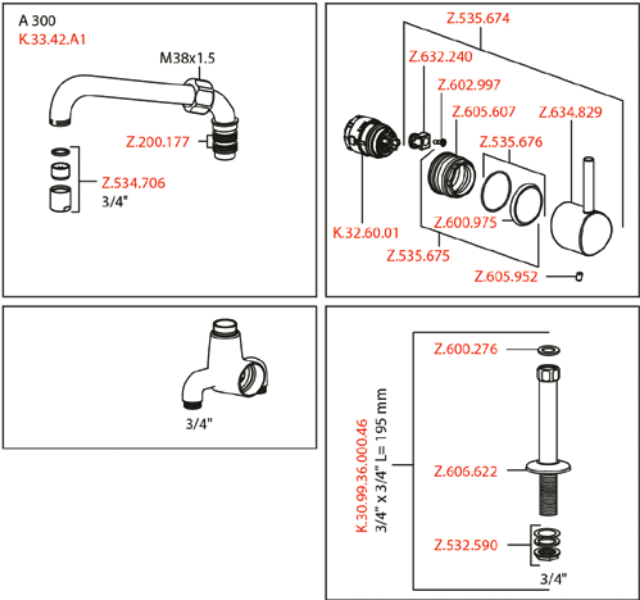
chromeline, AD 153±15mm, A 300  
**121287**      24.502.194.000

chromeline, AD 153±15mm, A 450  
**121290**      24.502.196.000

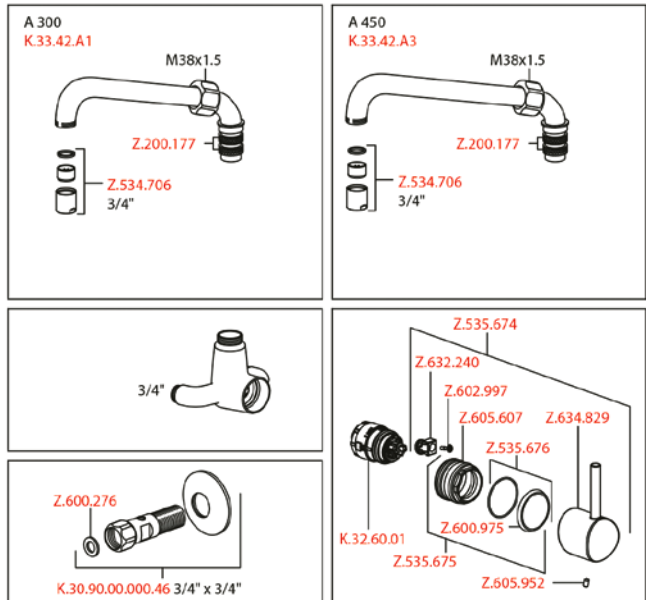
**GASTRO Lever mixer – Commercial kitchen**

- Swivel spout
  - with adjustable gland
  - Jet regulator
- OptimalSpace – ample space for washing or working
- KWC cartridge XL 46 – high capacity
  - with ceramic discs
  - flow rate and temperature continuously variable
  - temperature limitation
- Wall connections 3/4" x 3/4",  
with shut-off valve L 40 eccentric 7.5 mm

Flow rate 50 l/min (3 bar)  
Acoustic group U

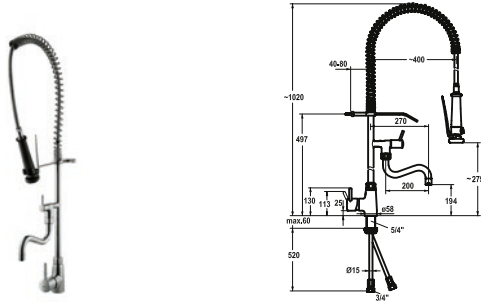


Flow rate 50 l/min (3 bar)  
Acoustic group U





## Faucets for the commercial kitchen



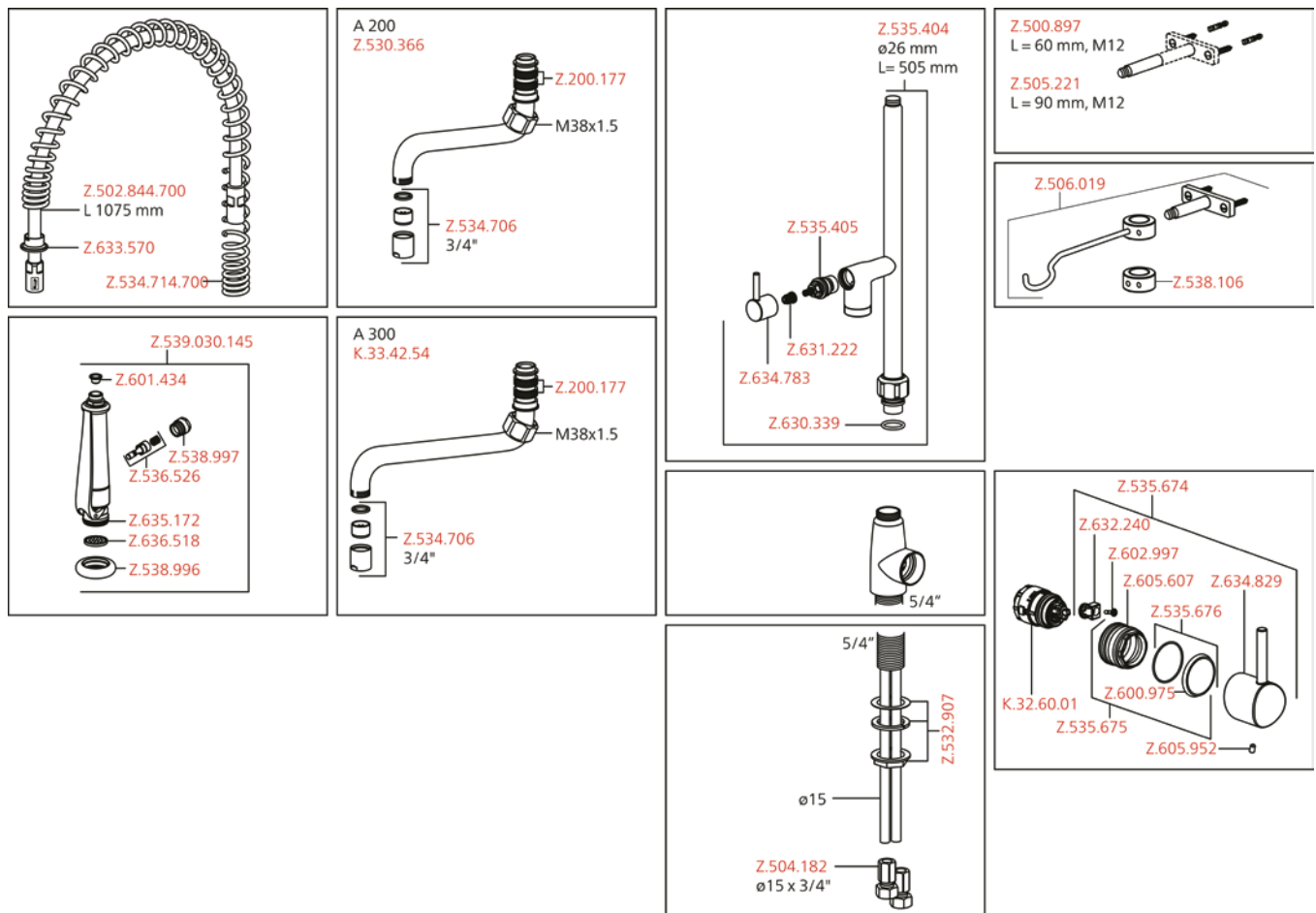
SAP Number	Article Number
chromeline, A 200, B 270, copper tubes <b>121275</b>	24.501.144.000
chromeline, A 300, B 370, copper tubes <b>121276</b>	24.501.146.000

### GASTRO Lever mixer – Commercial kitchen

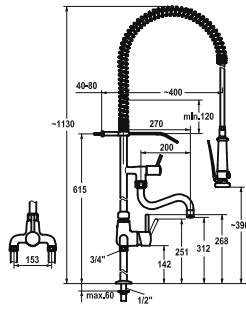
- Suspension spring
- TouchProtect
  - anti-scald protection thanks to the "double skin" principle
- Intrinsically safe against backflow
- Swivel spout
  - with adjustable gland
  - Jet regulator

- Pre-rinse spray - with integrated delayed closing device to minimize water hammer
  - with valve maintenance unit for cleaning and swivelling sieve jet
- SprayClean – easy to clean and actively prevents limescale buildup
- SprayLock – lockable jet spray
- PowerClean – needle spray mode
- OptimalSpace – ample space for washing or working
- KWC cartridge XL 46 – high capacity
  - with ceramic discs
  - flow rate and temperature continuously variable
  - temperature limitation
- Copper tubes  $\varnothing 15$  mm
- Fastening by means of threaded sleeve 1 1/4"
- Mounting hole size  $\varnothing 42$  mm

Flow rate 32 l/min (3 bar)  
 Spray: Flow rate 15 l/min (3 bar)  
 Acoustic group II  
 Spray outlet: Acoustic group I







#### SAP Number Article Number

chromeline, AD 153, A 200, B 270  
**121294** 24.503.114.000

chromeline, AD 153, A300, B370  
**121295** 24.503.116.000

#### GASTRO Lever mixer – Commercial kitchen

- Suspension spring
- TouchProtect
  - anti-scald protection thanks to the "double skin" principle
- Intrinsically safe against backflow
- Swivel spout
  - with adjustable gland
  - Jet regulator

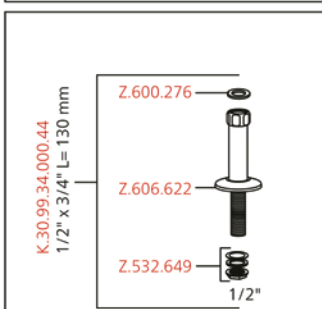
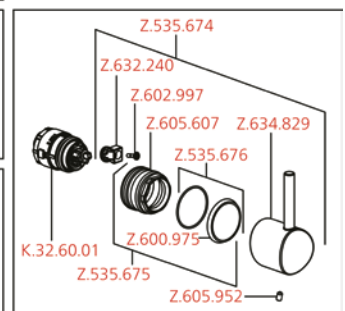
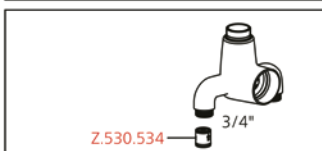
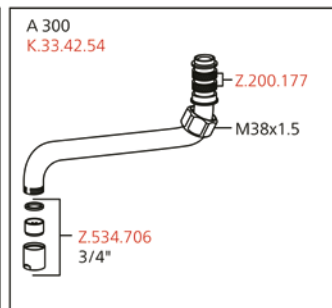
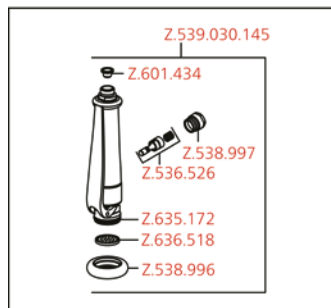
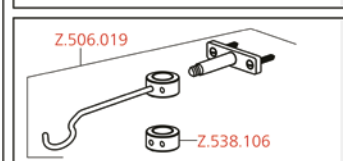
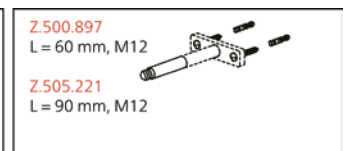
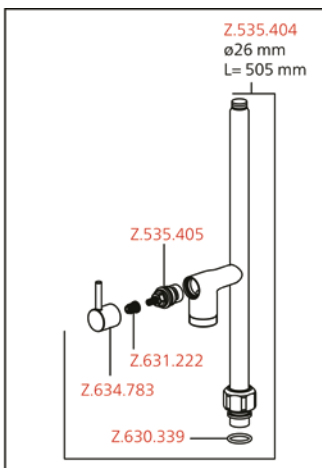
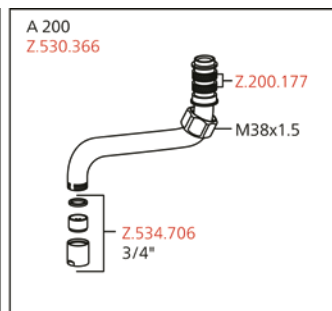
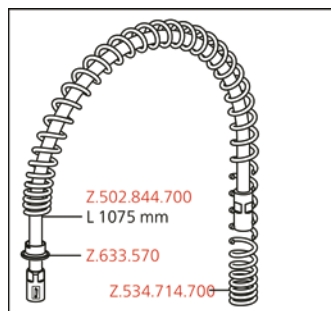
Flow rate 34 l/min (3 bar)

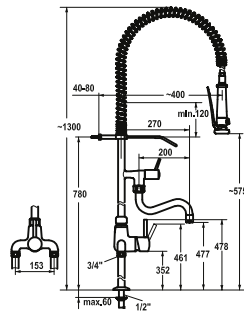
Spray: Flow rate 15 l/min (3 bar)

Acoustic group II

Spray outlet: Acoustic group I

- Pre-rinse spray - with integrated delayed closing device to minimize water hammer
  - with valve maintenance unit for cleaning and swivelling sieve jet
- SprayClean – easy to clean and actively prevents limescale buildup
- SprayLock – lockable jet spray
- PowerClean – needle spray mode
- OptimalSpace – ample space for washing or working
- KWC cartridge XL 46 – high capacity
  - with ceramic discs
  - flow rate and temperature continuously variable
  - temperature limitation
- Pillar connections 1/2" x 3/4" L 130
- Mounting hole size ø22 mm





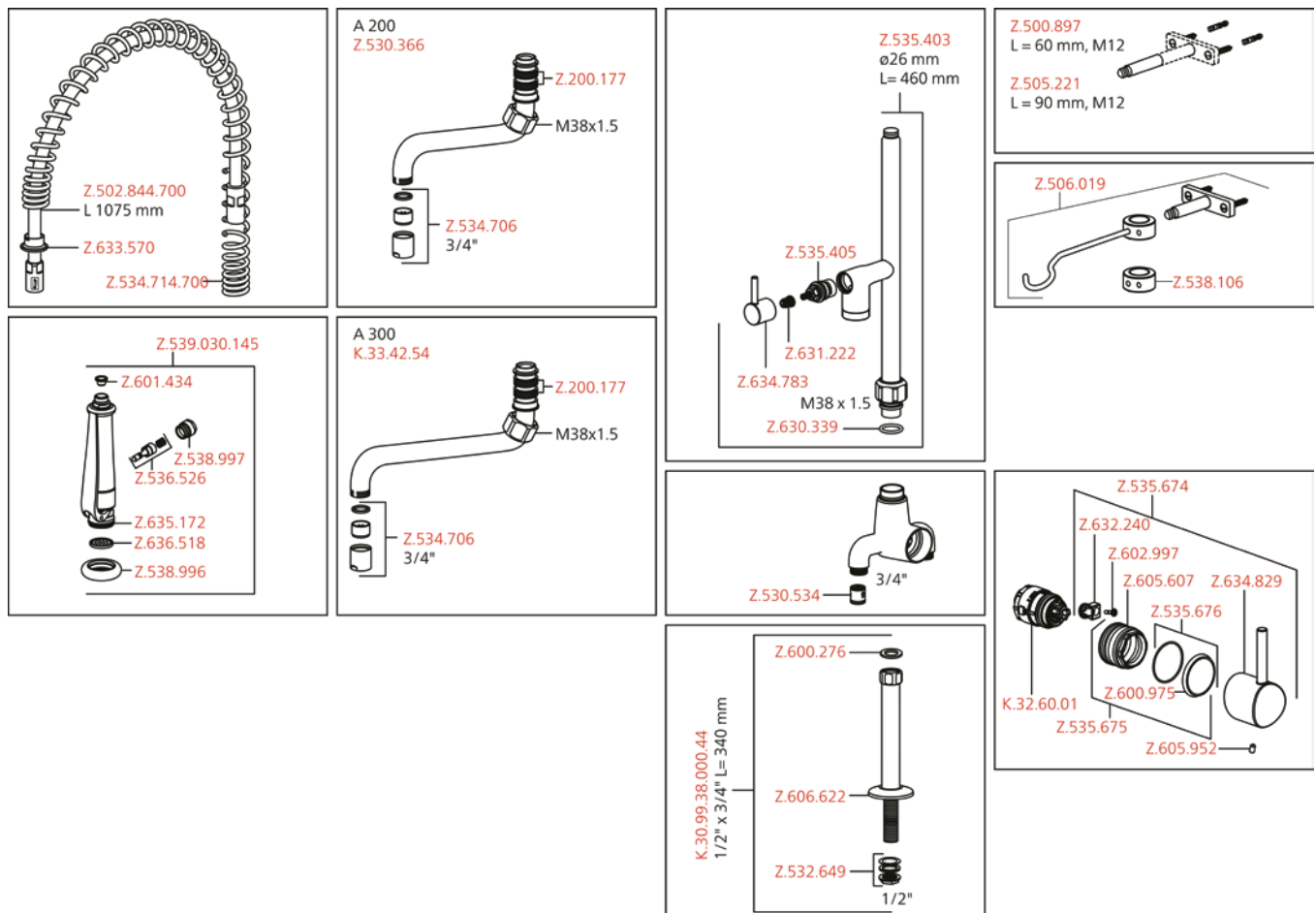
SAP Number	Article Number
chromeline, AD 153, A 200, B 270 <b>121296</b>	24.503.124.000
chromeline, AD 153, A 300, B 370 <b>121297</b>	24.503.126.000

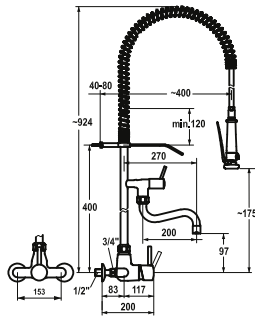
### GASTRO Lever mixer – Commercial kitchen

- Suspension spring
- TouchProtect
  - anti-scald protection thanks to the "double skin" principle
- Intrinsically safe against backflow
- Swivel spout
  - with adjustable gland
  - Jet regulator

- Pre-rinse spray - with integrated delayed closing device to minimize water hammer
  - with valve maintenance unit for cleaning and swivelling sieve jet
- SprayClean – easy to clean and actively prevents limescale buildup
- SprayLock – lockable jet spray
- PowerClean – needle spray mode
- OptimalSpace – ample space for washing or working
- KWC cartridge XL 46 – high capacity
  - with ceramic discs
  - flow rate and temperature continuously variable
  - temperature limitation
- Pillar connections 1/2" x 3/4" L 340
- Mounting hole size ø22 mm

Flow rate 34 l/min (3 bar)  
 Spray: Flow rate 15 l/min (3 bar)  
 Acoustic group II  
 Spray outlet: Acoustic group I





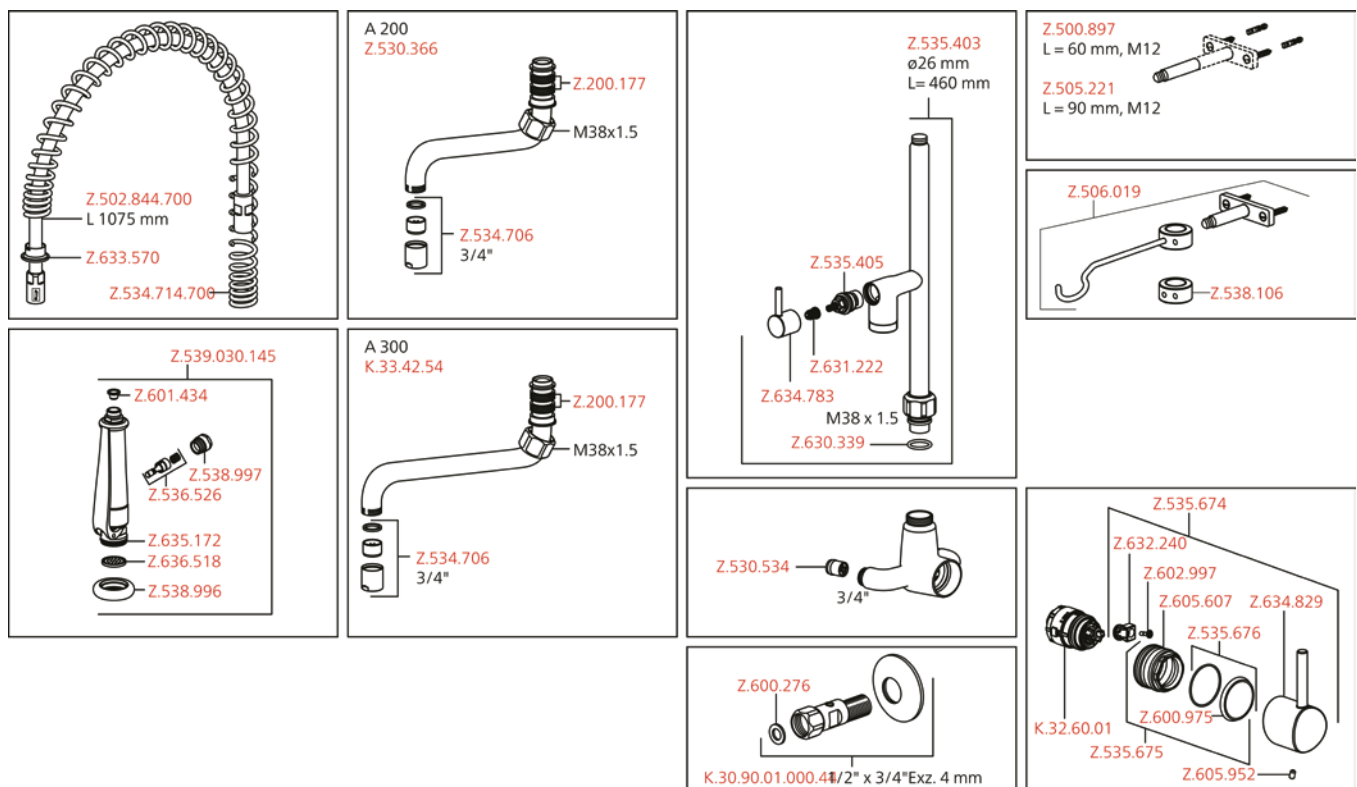
SAP Number	Article Number
chromeline, 153±8 mm, A 200, B 270 <b>121281</b>	24.502.164.000
chromeline, 153±8 mm, A 300, B 370 <b>121284</b>	24.502.166.000

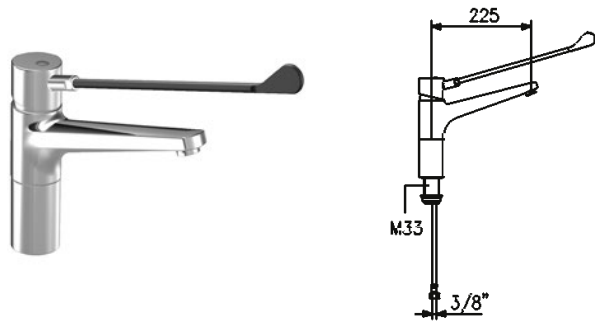
### GASTRO Lever mixer – Commercial kitchen

- Suspension spring
- TouchProtect
  - anti-scald protection thanks to the "double skin" principle
- Intrinsically safe against backflow
- Swivel spout 160°
  - with adjustable gland
  - Jet regulator

- Pre-rinse spray - with integrated delayed closing device to minimize water hammer
  - with valve maintenance unit for cleaning and swivelling sieve jet
- SprayClean – easy to clean and actively prevents limescale buildup
- SprayLock – lockable jet spray
- PowerClean – needle spray mode
- OptimalSpace – ample space for washing or working
- KWC cartridge XL 46 – high capacity
  - with ceramic discs
  - flow rate and temperature continuously variable
  - temperature limitation
- Wall connections ½" x ¾", with shut-off valve L 40 eccentric 4 mm

Flow rate 39 l/min (3 bar)  
 Spray: Flow rate 15 l/min (3 bar)  
 Acoustic group II  
 Spray outlet: Acoustic group I

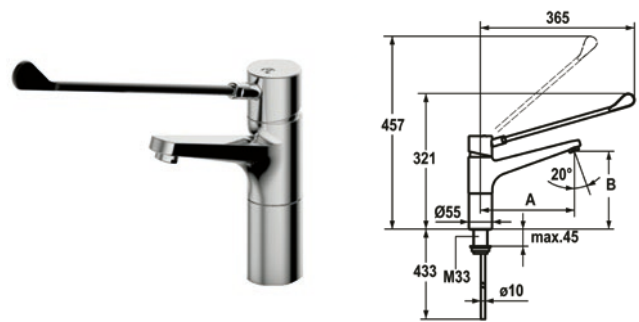




SAP Number	Article Number
chromeline A 225, B 184, flexible connection hoses <b>121746</b>	24.501.103.000LLFL
chromeline, A 300, B 207, flexible connection hoses <b>121744</b>	24.501.104.000LLFL

#### GASTRO Lever mixer

- Socket 85 mm
- Swivel spout 160°
  - Neoperl® Cascade®
- OptimalSpace – ample space for washing or working
- KWC cartridge L 39 – universal
  - with ceramic discs
  - flow rate and temperature continuously variable
  - temperature and flow rate limitation
- Flexible connection hoses 3/8"
- Fastening by means of threaded sleeve M33 x 1.5
- Mounting hole size ø35 mm

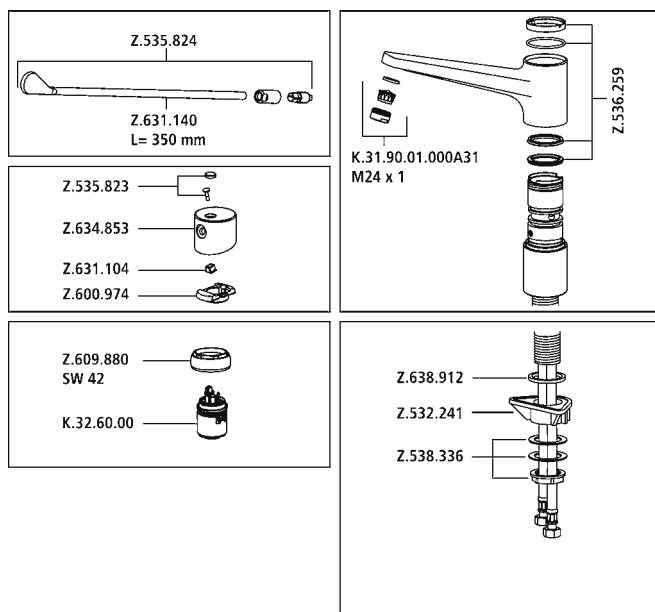


SAP Number	Article Number
chromeline, A 150, B 162, copper tubes <b>123980</b>	24.501.102.000LL

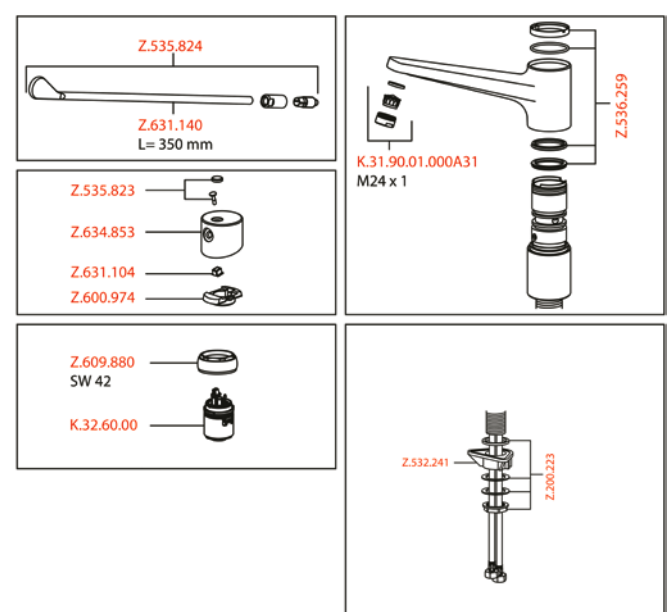
#### GASTRO Lever mixer

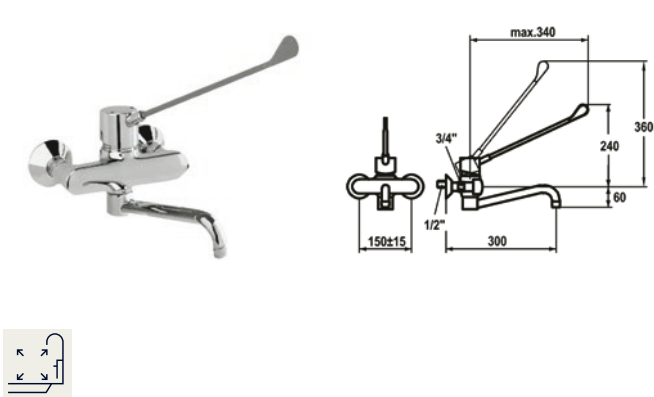
- Swivel spout 160°
  - Neoperl® Cascade®
- OptimalSpace – ample space for washing or working
- KWC cartridge L 39 – universal
  - with ceramic discs
  - flow rate and temperature continuously variable
  - temperature and flow rate limitation
- Copper tubes ø10 mm
- Fastening by means of threaded sleeve M33 x 1.5
- Mounting hole size ø35 mm

Flow rate 12 l/min (3 bar)  
Acoustic group I



Flow rate 12 l/min (3 bar)  
Acoustic group I

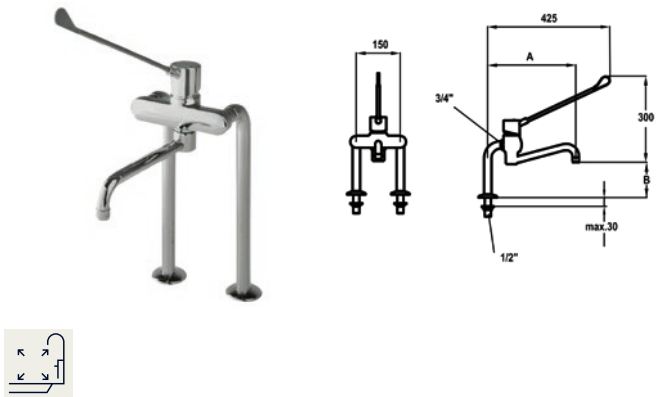




SAP Number	Article Number
chromeline, AD 150±15 mm, A 300, B 60 <b>115401</b>	K.24.62.14.000B91
chromeline, AD 150±15 mm, A 400, B 35 <b>115402</b>	K.24.62.16.000B91

**GASTRO Lever mixer**

- Swivel spout 120°
  - Neoperl® Cascade®
- OptimalSpace – ample space for washing or working
- KWC cartridge L 39 – universal
  - with ceramic discs
  - flow rate and temperature continuously variable
  - temperature and flow rate limitation
- Wall connections 1/2" x 3/4", with shut-off valve L 40 eccentric 7.5 mm

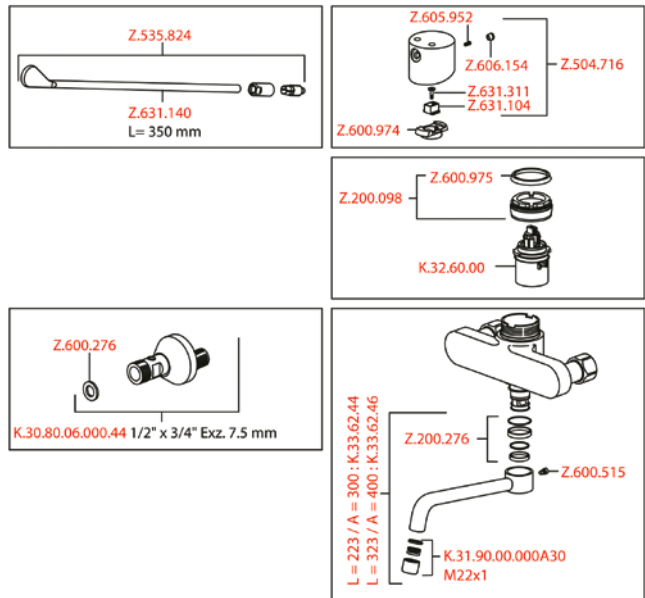


SAP Number	Article Number
chromeline, AD 150, A 300, B 200 <b>117408</b>	K.24.62.44.000B87
chromeline, AD 150, A 400, B 227 <b>117409</b>	K.24.62.46.000B87

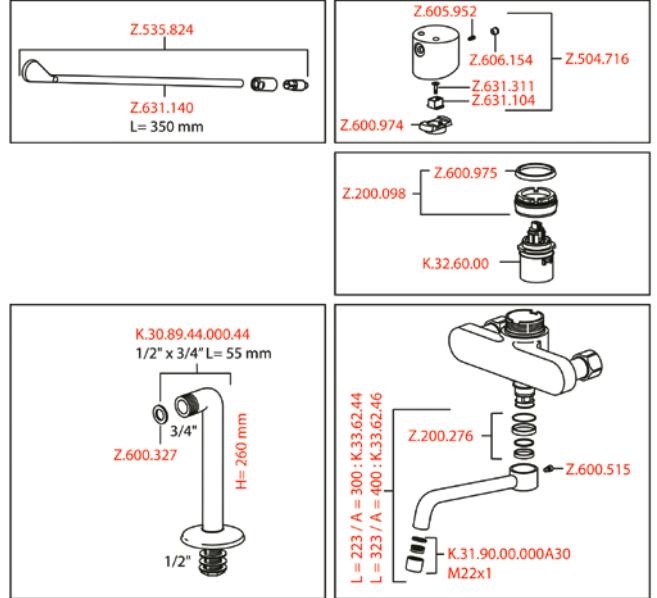
**GASTRO Lever mixer**

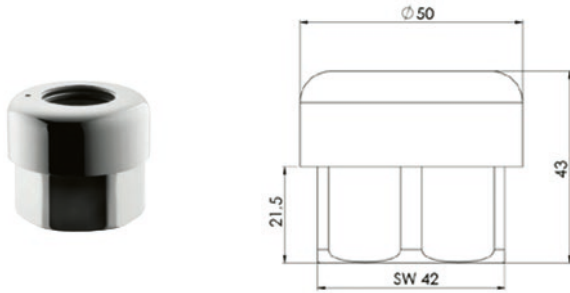
- Swivel spout 120°
  - Neoperl® Cascade®
- OptimalSpace – ample space for washing or working
- KWC cartridge L 39 – universal
  - with ceramic discs
  - flow rate and temperature continuously variable
  - temperature and flow rate limitation
- Pillar connections 1/2" x 3/4" L 55
- Mounting hole size ø22 mm

Flow rate 12 l/min (3 bar)  
Acoustic group I



Flow rate 12 l/min (3 bar)  
Acoustic group I



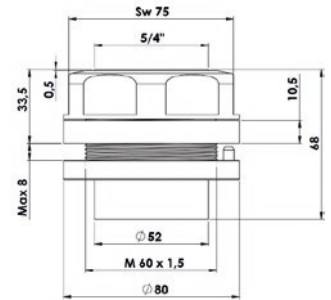



**SAP Number Article Number**

chromeline  
**537565** Z.537.565.000

**Outlet swivel limiter**

- Outlet swivel limiter M 38 x 15
- Suitable for:
  - KWC GASTRO
  - 2-handle and lever mixer
  - one hole / 2-hole + wall mixer 3/4"
  - limitation individually adjustable



**SAP Number Article Number**

chromeline  
**538008** Z.538.008.000

**GASTRO Preassembled socket 5/4"**

- Preassembled socket 5/4"
- Mounting hole size
- Suitable for:
  - KWC GASTRO
  - 2-handle and lever mixer
  - one hole mixer



**SAP Number Article Number**

stainless steel, L 1075  
**535469** Z.502.844.700

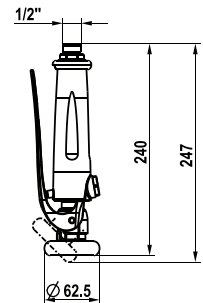
stainless steel, L 1275  
**534746** Z.502.868.700

stainless steel, L 1500  
**534747** Z.502.869.700

stainless steel, L 2045  
**534778** Z.502.869.7000

**GASTRO Shower hose for pre-rinse spray**

- Shower hose for pre-rinse spray
- Made of stainless steel
- Connecting thread 1/2"

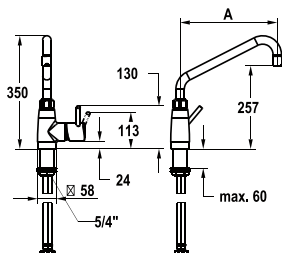


**SAP Number Article Number**

graphite grey, 1/2" thread  
**539030** Z.539.030.145

**GASTRO Pre-rinse spray**

- Pre-rinse spray
  - with integrated delayed closing device to minimize water hammer
  - with valve maintenance unit for cleaning and swivelling sieve jet
  - SprayClean – easy to clean and actively prevents limescale buildup
  - SprayLock – lockable jet spray
  - PowerClean – needle spray mode
- Connecting thread 1/2"

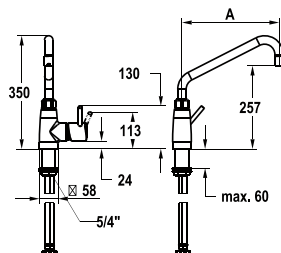


SAP Number	Article Number
stainless steel, A 300, flexible connection hoses	
<b>125565</b>	24.561.044.700FL

GASTRO E Lever mixer – Commercial kitchen

- Swivel spout 360°
  - with adjustable gland
  - Jet regulator
- OptimalSpace – ample space for washing or working
- KWC cartridge XL 46 – high capacity
  - with ceramic discs
  - flow rate and temperature continuously variable
  - temperature limitation
- Flexible connection hoses 1/2" with transition to 3/4"
- Fastening by means of threaded sleeve 1 1/4"
- Mounting hole size ø42 mm
- To be ordered separately:
  - Base 100 mm Z.539.000.700 or 300 mm Z.539.001.700

Flow rate 32.4 l/min (3 bar)  
Acoustic group II

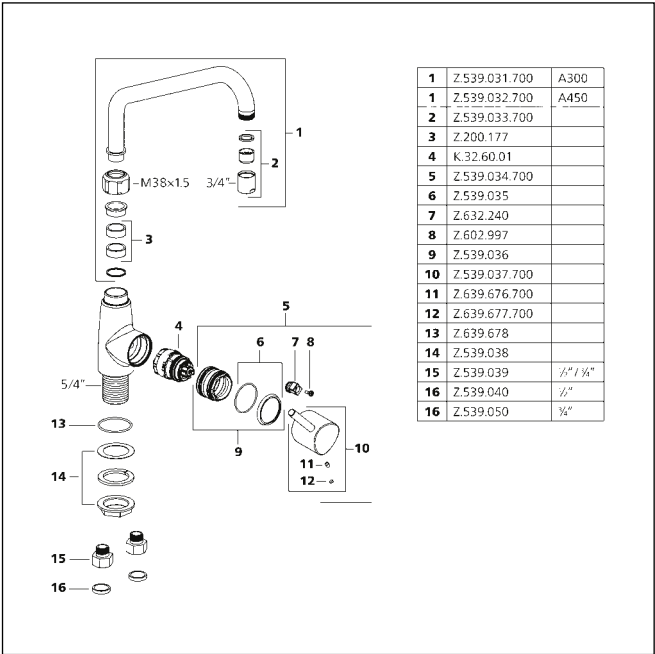
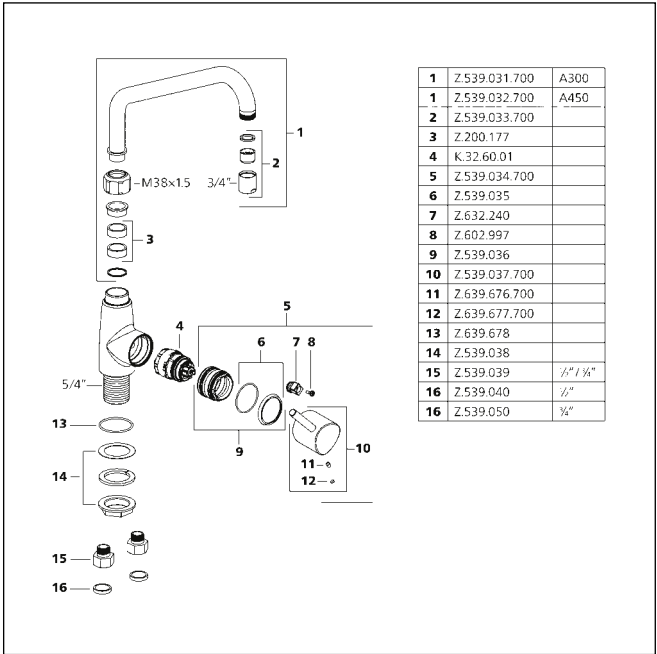


SAP Number	Article Number
stainless steel, A 450, flexible connection hoses	
<b>125566</b>	24.561.046.700FL

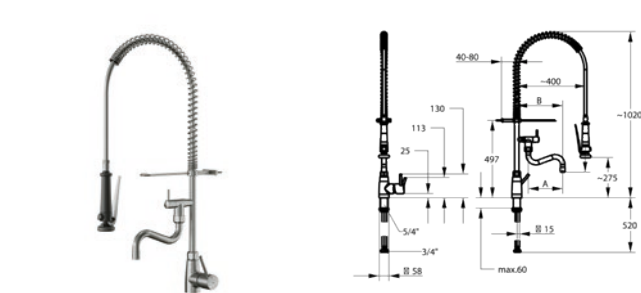
GASTRO E Lever mixer – Commercial kitchen

- Swivel spout 360°
  - with adjustable gland
  - Jet regulator
- OptimalSpace – ample space for washing or working
- KWC cartridge XL 46 – high capacity
  - with ceramic discs
  - flow rate and temperature continuously variable
  - temperature limitation
- Flexible connection hoses 1/2" with transition to 3/4"
- Fastening by means of threaded sleeve 1 1/4"
- Mounting hole size ø42 mm
- To be ordered separately:
  - Base 100 mm Z.539.000.700 or 300 mm Z.539.001.700

Flow rate 32.4 l/min (3 bar)  
Acoustic group II





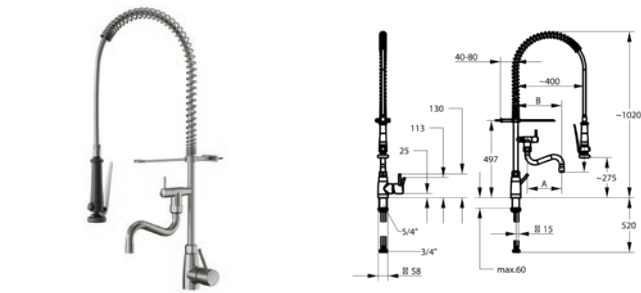


SAP Number	Article Number
stainless steel, A 200, B 270, flexible connection hoses	
<b>125567</b>	24.561.144.700FL

GASTRO E Lever mixer – Commercial kitchen

- Suspension spring
- TouchProtect
  - anti-scald protection thanks to the “double skin” principle
- Intrinsically safe against backflow and cross flow
- Swivel spout
  - with adjustable gland
  - Jet regulator
- Pre-rinse spray - with integrated delayed closing device to minimize water hammer
  - with valve maintenance unit for cleaning and swivelling sieve jet
  - SprayClean – easy to clean and actively prevents limescale buildup
  - SprayLock – lockable jet spray
  - PowerClean – needle spray mode
- OptimalSpace – ample space for washing or working
- KWC cartridge XL 46 – high capacity
  - with ceramic discs
  - flow rate and temperature continuously variable
  - temperature limitation
- Flexible connection hoses 1/2" with transition to 3/4"
- Fastening by means of threaded sleeve 1 1/4"
- Mounting hole size ø42 mm

Flow rate 32 l/min (3 bar)  
Spray: Flow rate 15 l/min (3 bar)  
Acoustic group II  
Spray outlet: Acoustic group I

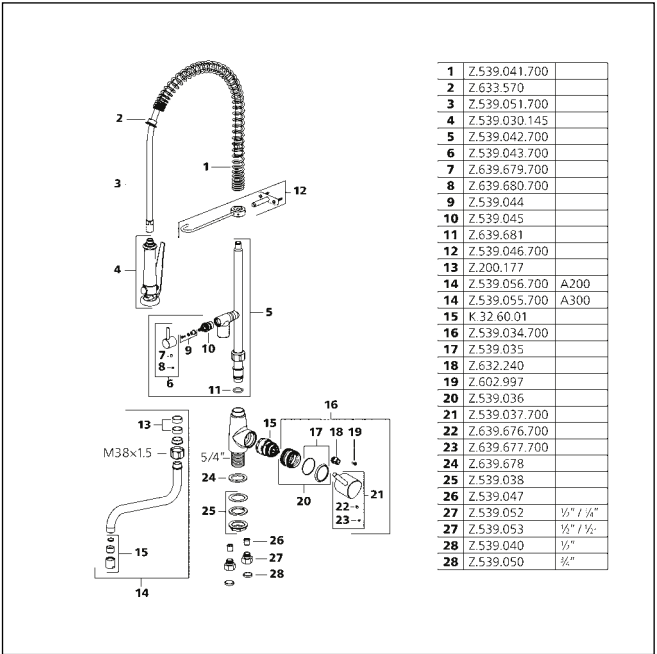
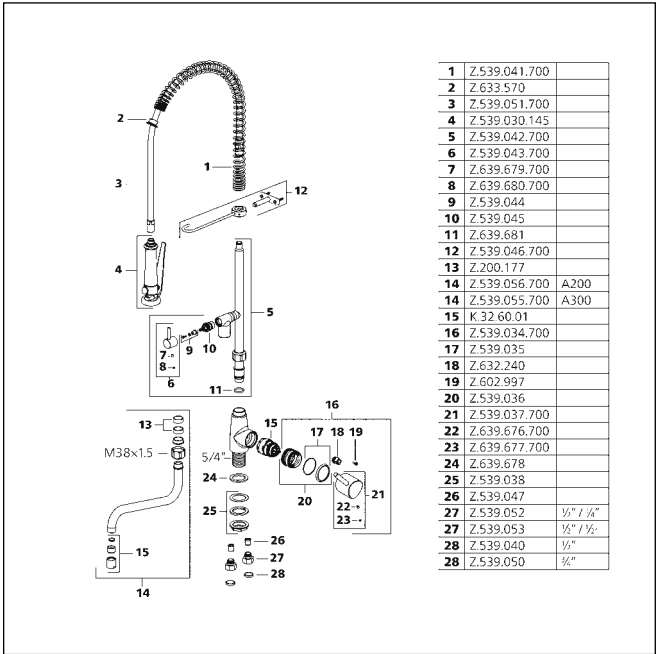


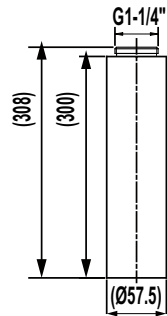
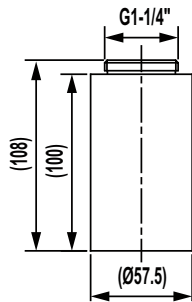
SAP Number	Article Number
stainless steel, A 300, B 370, flexible connection hoses	
<b>125568</b>	24.561.146.700FL

GASTRO E Lever mixer – Commercial kitchen

- Suspension spring
- TouchProtect
  - anti-scald protection thanks to the “double skin” principle
- Intrinsically safe against backflow and cross flow
- Swivel spout
  - with adjustable gland
  - Jet regulator
- Pre-rinse spray - with integrated delayed closing device to minimize water hammer
  - with valve maintenance unit for cleaning and swivelling sieve jet
  - SprayClean – easy to clean and actively prevents limescale buildup
  - SprayLock – lockable jet spray
  - PowerClean – needle spray mode
- OptimalSpace – ample space for washing or working
- KWC cartridge XL 46 – high capacity
  - with ceramic discs
  - flow rate and temperature continuously variable
  - temperature limitation
- Flexible connection hoses 1/2" with transition to 3/4"
- Fastening by means of threaded sleeve 1 1/4"
- Mounting hole size ø42 mm

Flow rate 32 l/min (3 bar)  
Spray: Flow rate 15 l/min (3 bar)  
Acoustic group II  
Spray outlet: Acoustic group I





SAP Number	Article Number
stainless steel	
<b>539000</b>	Z.539.000.700

GASTRO E Base 100 mm

- Base 100 mm
- Suitable for:
  - KWC GASTRO E



SAP Number	Article Number
stainless steel	
<b>539001</b>	Z.539.001.700

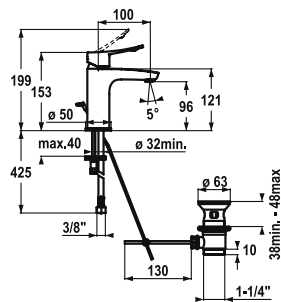
GASTRO E Base 300 mm

- Base 300 mm
- Suitable for:
  - KWC GASTRO E



# Faucets for the bathroom

<b>KWC</b> ACTIVO	100
<b>KWC</b> AVA 2.0	105
<b>KWC</b> AVA E	116
<b>KWC</b> BEVO 	122
<b>KWC</b> DOMO 6.0	134
<b>KWC</b> ELLA	143
<b>KWC</b> FIT 	153
<b>KWC</b> MANA	159
<b>KWC</b> MONTA	166
<b>KWC</b> ONO E	172
<b>KWC</b> ORA	181
<b>KWC</b> PILLAR TAP	187
<b>KWC</b> VITA 2.0	188
<b>KWC</b> VITA PRO 2.0	191
<b>KWC</b> WAMAS 2.0	196
<b>KWC</b> ZOE	204

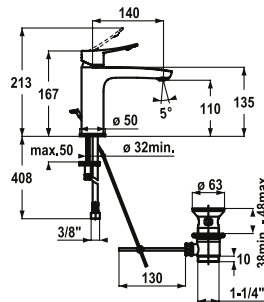
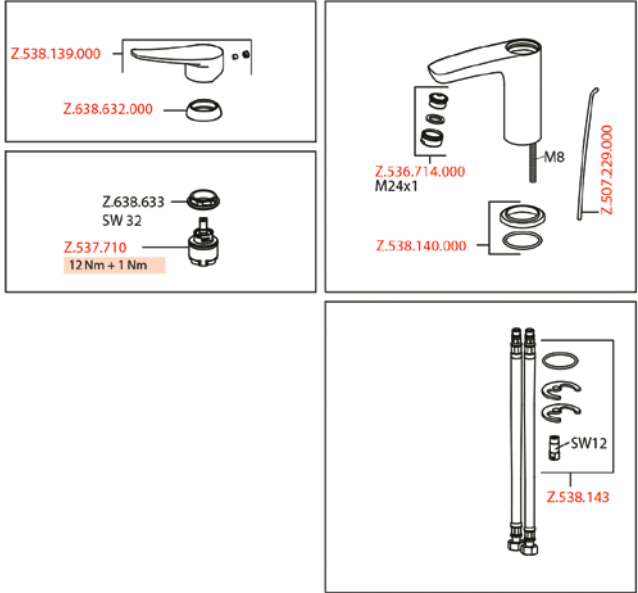


SAP Number	Article Number
chromeline, A 100, flexible connection hoses, with pop-up valve	
<b>124416</b>	12.401.041.000FL
chromeline, A 100, flexible connection hoses, without pop-up valve	
<b>124417</b>	12.401.051.000FL

ACTIVO Lever mixer – Basin

- ergonomically shaped operating lever
- EcoProtect – water-saving device
- Fixed spout
  - Neoperl® Perlator®
- KWC cartridge M 35 OP
  - with ceramic discs
  - flow rate and temperature continuously variable
  - temperature limitation
- Flexible connection hoses 3/8"
- Fastening by means of stud bolt M8x1
- Mounting hole size ø35 mm
- Scope of delivery:
  - KWC pop-up valve Z.538.581.000

Flow rate 5 l/min (3 bar)  
Acoustic group I

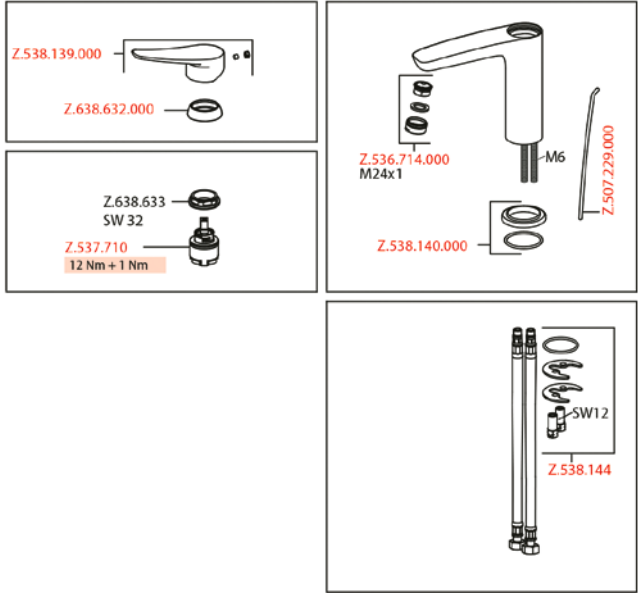


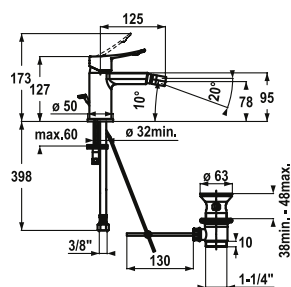
SAP Number	Article Number
chromeline, A 140, flexible connection hoses, with pop-up valve	
<b>124419</b>	12.401.042.000FL
chromeline, A 140, flexible connection hoses, without pop-up valve	
<b>124420</b>	12.401.052.000FL

ACTIVO Lever mixer – Basin

- ergonomically shaped operating lever
- EcoProtect – water-saving device
- Fixed spout
  - Neoperl® Perlator®
- KWC cartridge M 35 OP
  - with ceramic discs
  - flow rate and temperature continuously variable
  - temperature limitation
- Flexible connection hoses 3/8"
- Fastening by means of stud bolt M8x1
- Mounting hole size ø35 mm
- Scope of delivery:
  - KWC pop-up valve Z.538.581.000

Flow rate 5 l/min (3 bar)  
Acoustic group I





## SAP Number Article Number

chromeline, A 125, flexible connection hoses,  
with pop-up valve

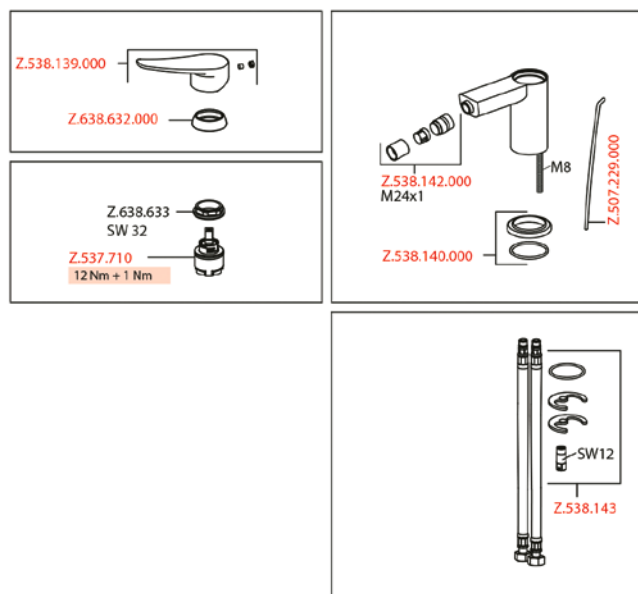
**124421** 13.401.042.000FL

## ACTIVO Lever mixer – Bidet

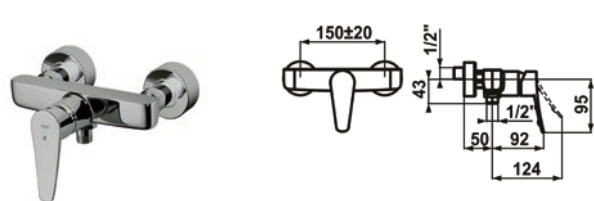
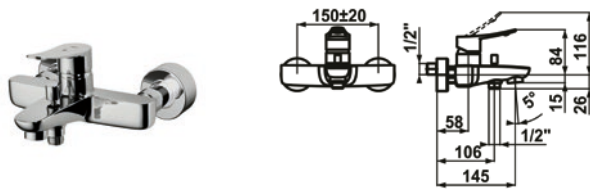
- ergonomically shaped operating lever
- Fixed spout
  - ball joint aerator Neoperl® Perlator®
- KWC cartridge M 35 OP
  - with ceramic discs
  - flow rate and temperature continuously variable
  - temperature limitation
- Flexible connection hoses 3/8"
- Fastening by means of stud bolt M8x1
- Mounting hole size ø35 mm
- Scope of delivery:
  - KWC pop-up valve Z.538.581.000

Flow rate 6 l/min (3 bar)

Acoustic group I







SAP Number	Article Number
chromeline, AD 150±15 mm, A 165, without hand shower, hose and bracket	
<b>124432</b>	20.402.332.000

**ACTIVO Lever mixer – Tub**

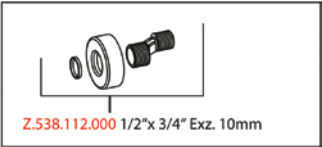
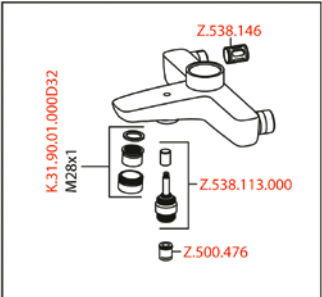
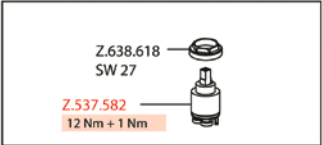
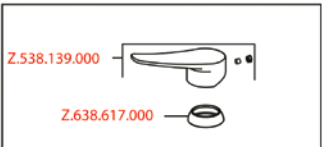
- ergonomically shaped operating lever
- Diverter with automatic reset
- Intrinsically safe against backflow
- Fixed spout
  - Neoperl® Perlator®
- KWC cartridge M 35 H
  - with ceramic discs
  - flow rate and temperature continuously variable
- Wall connections 1/2" x 3/4", without shut-off valve eccentric 10 mm

SAP Number	Article Number
chromeline, AD 150±20 mm, without hand shower and hose	
<b>124425</b>	21.402.330.000

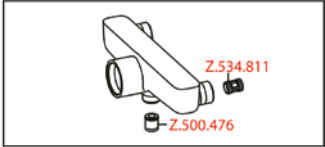
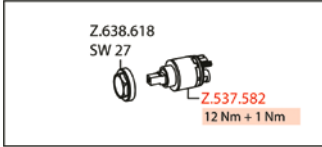
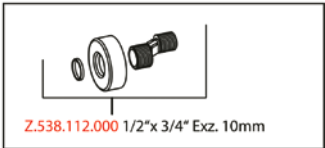
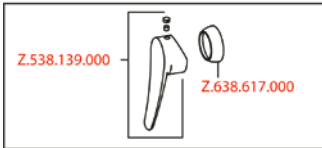
**ACTIVO Lever mixer – Shower**

- ergonomically shaped operating lever
- Intrinsically safe against backflow
- KWC cartridge M 35 H
  - with ceramic discs
  - flow rate and temperature continuously variable
- Wall connections 1/2" x 3/4", without shut-off valve eccentric 10 mm

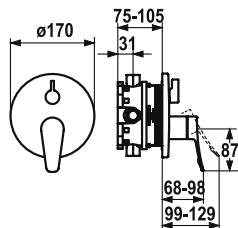
Flow rate 20 l/min (3 bar)  
Acoustic group U  
Spray outlet: Flow rate 16.5 l/min (3bar)  
Spray outlet: Acoustic group II



Spray outlet: Flow rate 16 l/min (3bar)  
Spray outlet: Acoustic group II





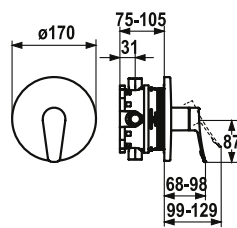
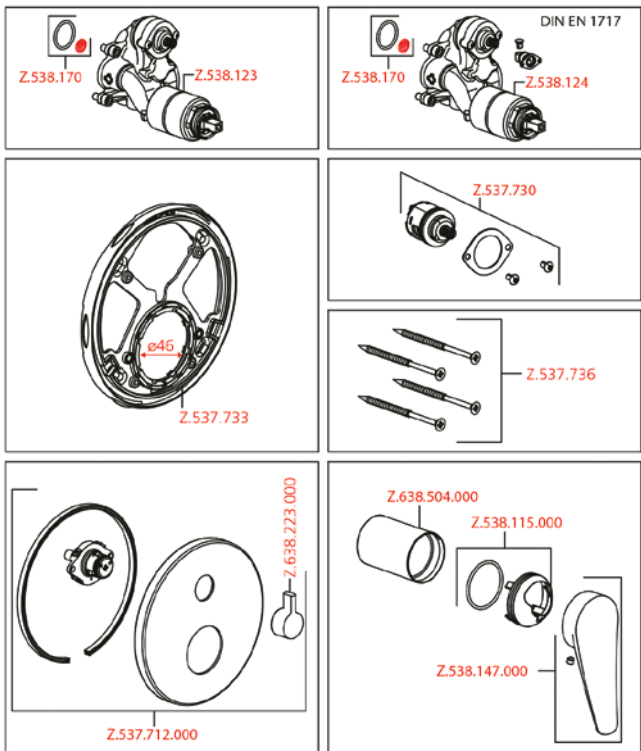


SAP Number	Article Number
chromeline, Trim kit <b>124435</b>	20.404.502.000
chromeline, Trim kit, with vacuum breaker <b>124436</b>	20.404.512.000

**ACTIVO Trim kit – Lever mixer – Tub**

- Trim kit with function unit
- Outflow top and below
- Turning handle for diverter
- KWC cartridge M 35 H
  - with ceramic discs
  - flow rate and temperature continuously variable
- Scope of delivery: - Function unit, lever, cap, sleeve, cover plate, holder for escutcheon, diverter
  - Fastening of the cover plate without screws
- To be ordered separately:
  - Unit for concealed installation KWC BLUEBOX®  
½", without shut-off valve, 39.999.900.931  
¾" (½"), with shut-off valve, 39.999.910.931

Flow rate 19 l/min (3 bar)  
Acoustic group I

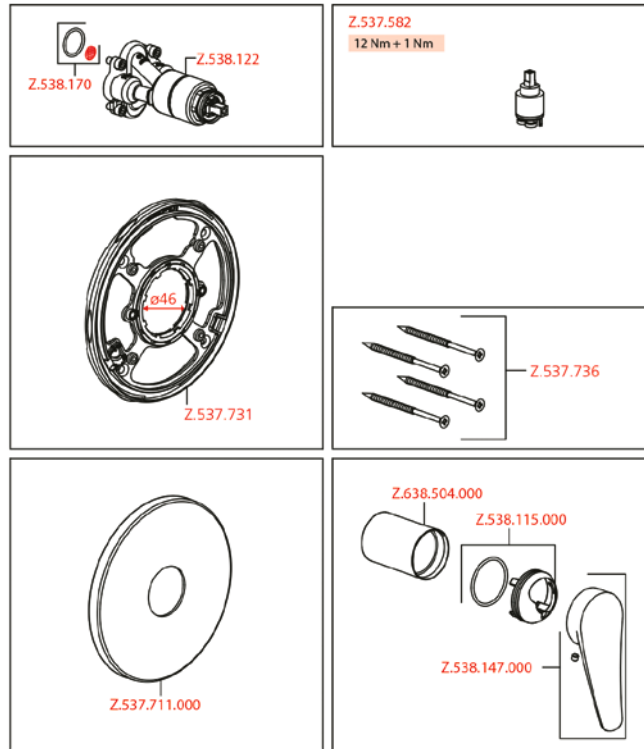


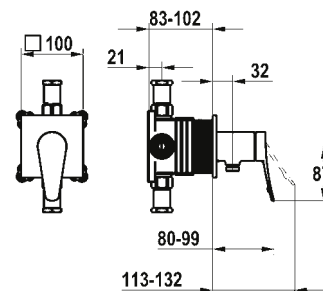
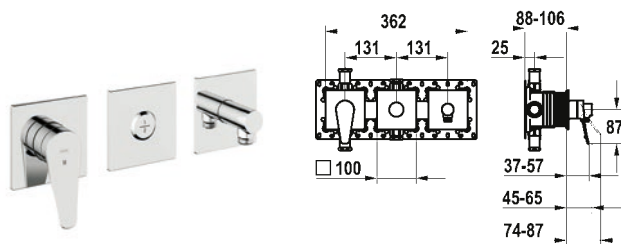
SAP Number	Article Number
chromeline, Trim kit <b>124434</b>	21.404.502.000

**ACTIVO Trim kit – Lever mixer – Shower**

- Trim kit with function unit
- Outflow top or below
- KWC cartridge M 35 H
  - with ceramic discs
  - flow rate and temperature continuously variable
- Scope of delivery: - Function unit, lever, cap, sleeve, cover plate, holder for escutcheon
  - Fastening of the cover plate without screws
- To be ordered separately:
  - Unit for concealed installation KWC BLUEBOX®  
½", without shut-off valve, 39.999.900.931  
¾" (½"), with shut-off valve, 39.999.910.931

Flow rate 19 l/min (3 bar)  
Acoustic group I





#### SAP Number Article Number

chromeline, trim kit, with safety device DIN EN 1717  
**125335** 20.404.550.000

#### Trim kit, with safety device DIN 1717 – Lever mixer – Tub

- Trim kit with function unit KWC HOMEBOX
  - Outflow
    - with integrated hose connection
    - above or below the second consumer with CHOICE diverter without automatic reset
  - KWC cartridge M 35-S HF
    - with ceramic discs
    - flow rate and temperature continuously variable
  - Scope of delivery:
    - Lever mixer unit
    - Diverter unit
    - Hose connection unit
    - Fastening of the cover plate without screws
  - To be ordered separately:
    - Unit for concealed installation KWC HOMEBOX
- Thermostatic/ lever mixer 2 consumers 39.006.261.931

#### SAP Number Article Number

chromeline, trim kit, with safety device DIN EN 1717  
**125332** 21.404.550.000

#### Trim kit, with safety device DIN 1717 – Lever mixer – Shower

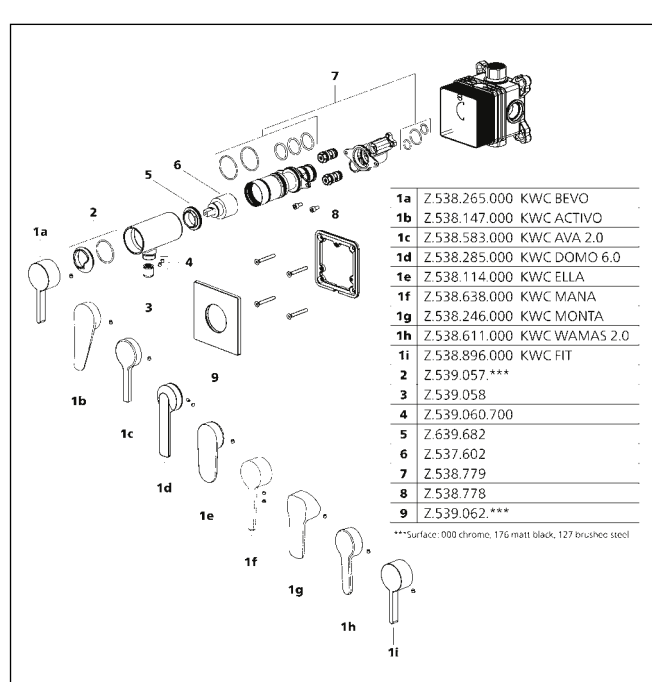
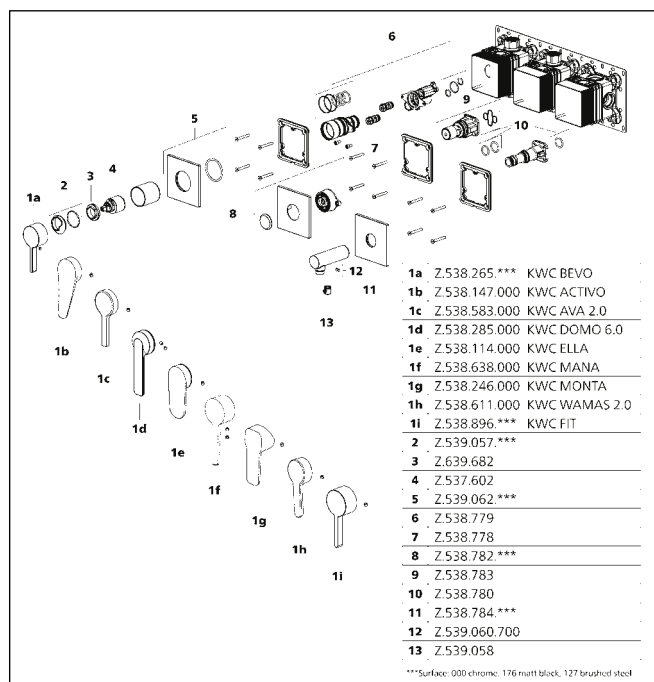
- Trim kit with function unit KWC HOMEBOX
  - Outflow
    - with integrated hose connection
  - KWC cartridge M 35-S HF
    - with ceramic discs
    - flow rate and temperature continuously variable
  - Scope of delivery:
    - Lever mixer unit with integrated hose connection
    - Fastening of the cover plate without screws
  - To be ordered separately:
    - Unit for concealed installation KWC HOMEBOX
- Lever mixer 1 Consumers 39.006.251.931

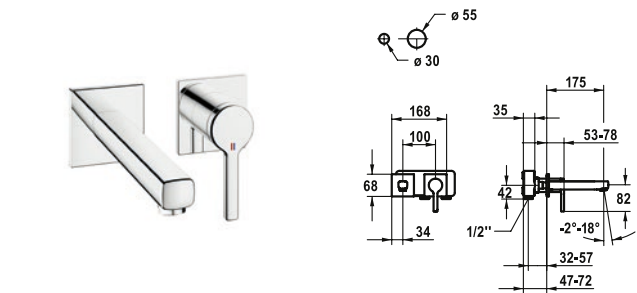
Flow rate 19.2 l/min (3bar)

Acoustic group II

Spray outlet: Flow rate 15.3 l/min (3bar)

Spray outlet: Acoustic group I



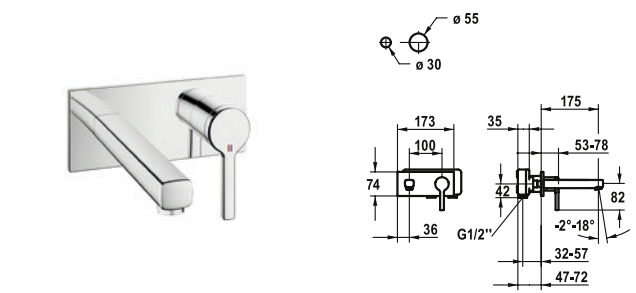
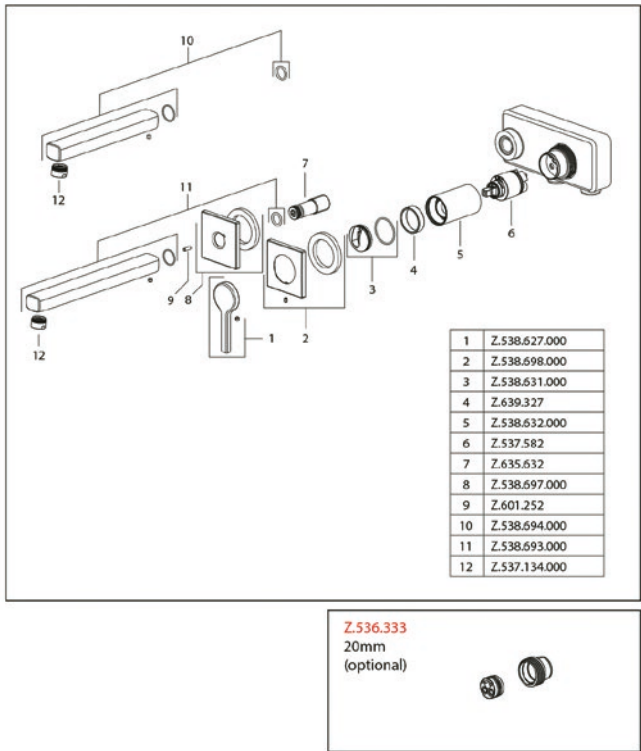


SAP Number	Article Number
chromeline, A 175, Trim kit	
<b>125108</b>	11.462.063.000
chromeline, A 225, Trim kit	
<b>125109</b>	11.462.064.000

**AVA 2.0 Trim kit – Lever mixer – Basin**

- Fixed spout
  - Neoperl® Perlator® SSR, swivelling jet regulator
- OptimalSpace – ample space for washing or working
- KWC cartridge M 35 H
  - with ceramic discs
  - flow rate and temperature continuously variable
- To be ordered separately:
  - Unit for concealed installation ½" 39.001.402.000
- To be ordered separately (optional or if necessary):
  - Extension set 20 mm Z.536.333

Flow rate 5 l/min (3 bar)  
Acoustic group I

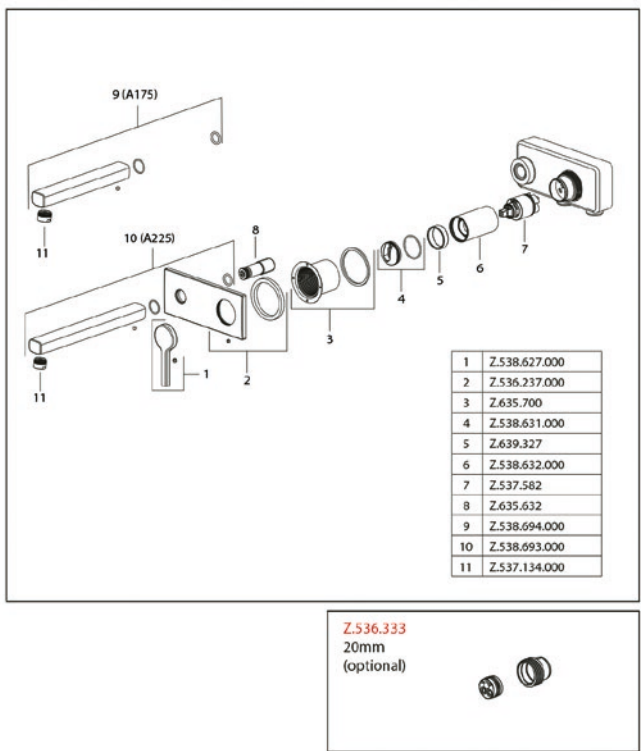


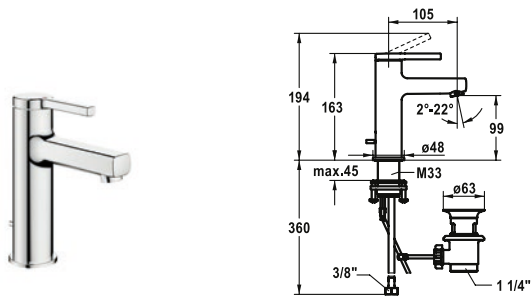
SAP Number	Article Number
chromeline, A 175, Trim kit	
<b>125105</b>	11.462.033.000
chromeline, A 225, Trim kit	
<b>125106</b>	11.462.034.000

**AVA 2.0 Trim kit – Lever mixer – Basin**

- Fixed spout
  - Neoperl® Perlator® SSR, swivelling jet regulator
- OptimalSpace – ample space for washing or working
- KWC cartridge M 35 H
  - with ceramic discs
  - flow rate and temperature continuously variable
- To be ordered separately:
  - Unit for concealed installation ½" 39.001.402.000
- To be ordered separately (optional or if necessary):
  - Extension set 20 mm Z.536.333

Flow rate 5 l/min (3 bar)  
Acoustic group I



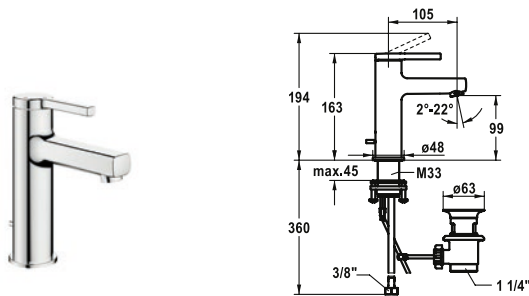
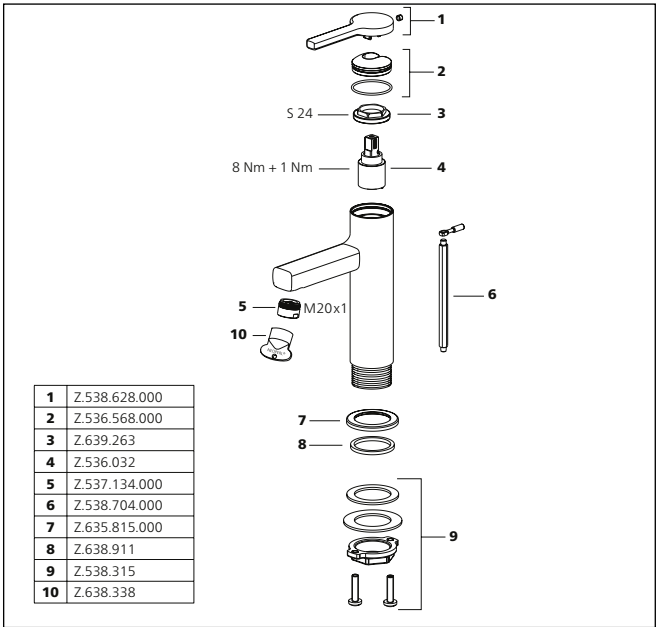


SAP Number	Article Number
chromeline, A 105, flexible connection hoses, with pop-up valve	
<b>125072</b>	12.468.041.000FL
chromeline, A 105, flexible connection hoses, without pop-up valve	
<b>125073</b>	12.468.051.000FL
chromeline, A 105, flexible connection hoses, with Push Open	
<b>125074</b>	12.468.641.000FL

**AVA 2.0 Lever mixer – Basin**

- EcoProtect – water-saving device
- Fixed spout
  - Neoperl® Perlator® SSR, swivelling jet regulator
- KWC cartridge S 25
  - with ceramic discs
  - flow rate and temperature continuously variable
- Flexible connection hoses 3/8"
- QuickInstallation
  - Fastening via threaded connection with locking screws
- Mounting hole size ø35 mm
- Scope of delivery:
  - KWC pop-up valve Z.538.581.000

Flow rate 5 l/min (3 bar)  
Acoustic group I

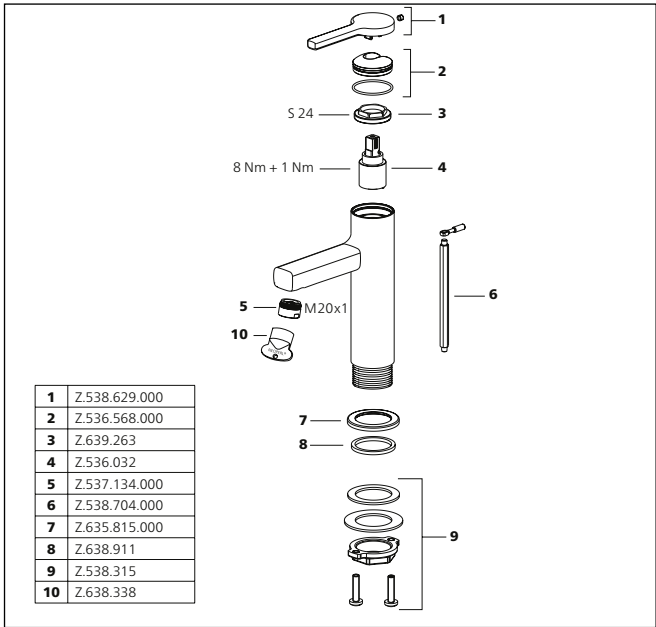


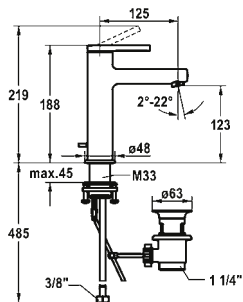
SAP Number	Article Number
chromeline, A 105, flexible connection hoses, with pop-up valve	
<b>125075</b>	12.468.031.000FL
chromeline, A 105, flexible connection hoses, without pop-up valve	
<b>125076</b>	12.468.071.000FL
chromeline, A 105, flexible connection hoses, with Push Open	
<b>125077</b>	12.468.631.000FL

**AVA 2.0 Lever mixer – Basin – CoolFix**

- CoolFix – Cold water flow with a centered lever
- EcoProtect – water-saving device
- Fixed spout
  - Neoperl® Perlator® SSR, swivelling jet regulator
- KWC cartridge S 25
  - with ceramic discs
  - flow rate and temperature continuously variable
- Flexible connection hoses 3/8"
- QuickInstallation
  - Fastening via threaded connection with locking screws
- Mounting hole size ø35 mm
- Scope of delivery:
  - KWC pop-up valve Z.538.581.000

Flow rate 5 l/min (3 bar)  
Acoustic group I



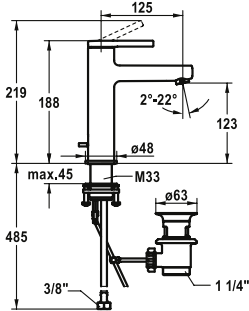
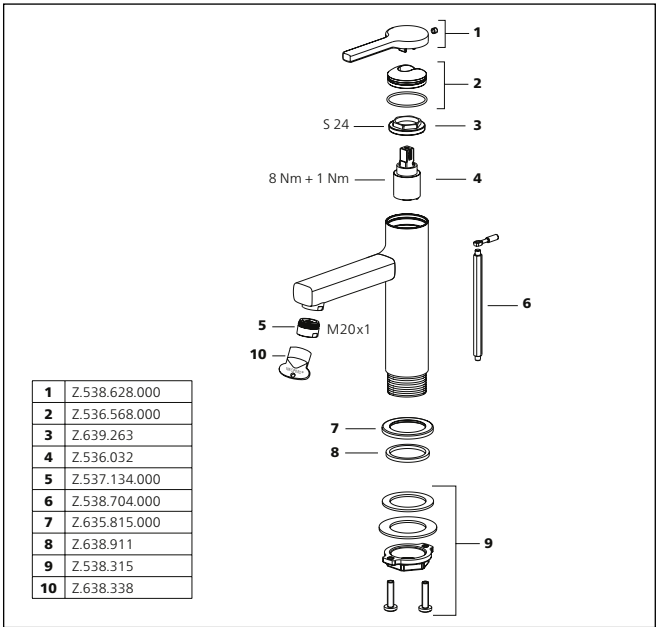


SAP Number	Article Number
chromeline, A 125, flexible connection hoses, with pop-up valve <b>125078</b>	12.468.042.000FL
chromeline, A 125, flexible connection hoses, without pop-up valve <b>125079</b>	12.468.052.000FL
chromeline, A 125, flexible connection hoses, with Push Open <b>125080</b>	12.468.642.000FL

#### AVA 2.0 Lever mixer – Basin

- EcoProtect – water-saving device
- Fixed spout
  - Neoperl® Perlator® SSR, swivelling jet regulator
- KWC cartridge S 25
  - with ceramic discs
  - flow rate and temperature continuously variable
- Flexible connection hoses 3/8"
- QuickInstallation
  - Fastening via threaded connection with locking screws
- Mounting hole size ø35 mm
- Scope of delivery:
  - KWC pop-up valve Z.538.581.000

Flow rate 5 l/min (3 bar)  
Acoustic group I

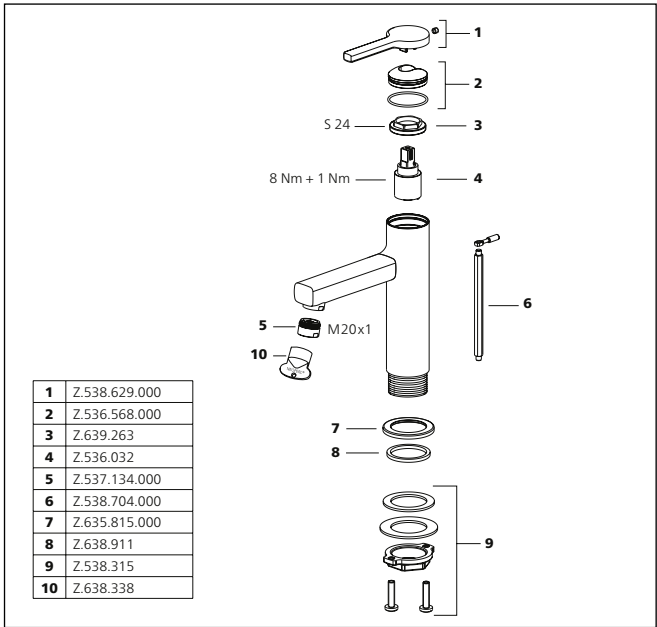


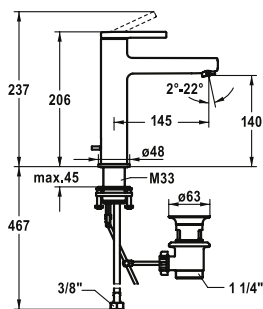
SAP Number	Article Number
chromeline, A 125, flexible connection hoses, with pop-up valve <b>125081</b>	12.468.032.000FL
chromeline, A 125, flexible connection hoses, without pop-up valve <b>125082</b>	12.468.072.000FL
chromeline, A 125, flexible connection hoses, with Push Open <b>125083</b>	12.468.632.000FL

#### AVA 2.0 Lever mixer – Basin – CoolFix

- CoolFix – Cold water flow with a centered lever
- EcoProtect – water-saving device
- Fixed spout
  - Neoperl® Perlator® SSR, swivelling jet regulator
- KWC cartridge S 25
  - with ceramic discs
  - flow rate and temperature continuously variable
- Flexible connection hoses 3/8"
- QuickInstallation
  - Fastening via threaded connection with locking screws
- Mounting hole size ø35 mm
- Scope of delivery:
  - KWC pop-up valve Z.538.581.000

Flow rate 5 l/min (3 bar)  
Acoustic group I





**SAP Number Article Number**

chromeline, A 145, flexible connection hoses,  
with pop-up valve  
**125088** 12.468.043.000FL

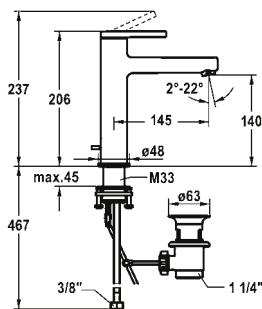
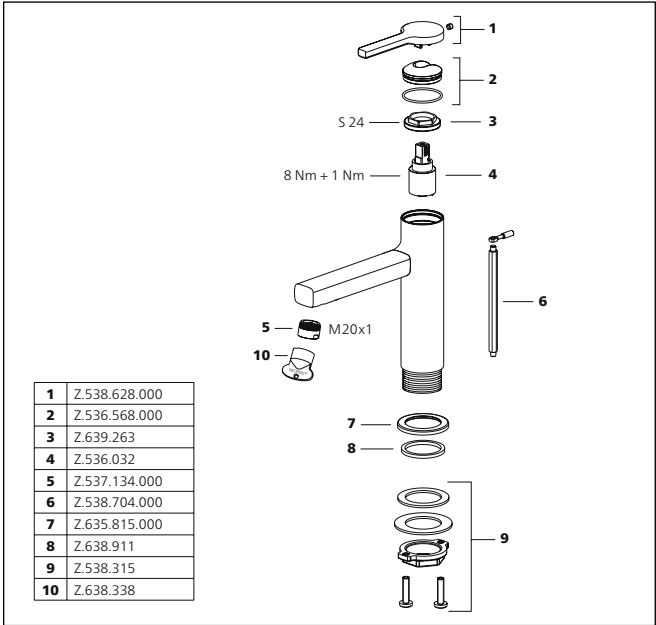
chromeline, A 145, flexible connection hoses,  
without pop-up valve  
**125089** 12.468.053.000FL

chromeline, A 145, flexible connection hoses,  
with Push Open  
**125090** 12.468.643.000FL

**AVA 2.0 Lever mixer – Basin**

- EcoProtect – water-saving device
- Fixed spout
  - Neoperl® Perlator® SSR, swivelling jet regulator
- OptimalSpace – ample space for washing or working
- KWC cartridge S 25
  - with ceramic discs
  - flow rate and temperature continuously variable
- Flexible connection hoses 3/8"
- QuickInstallation
  - Fastening via threaded connection with locking screws
- Mounting hole size ø35 mm
- Scope of delivery:
  - KWC pop-up valve Z.538.581.000

Flow rate 5 l/min (3 bar)  
Acoustic group I



**SAP Number Article Number**

chromeline, A 145, flexible connection hoses,  
with pop-up valve  
**125091** 12.468.033.000FL

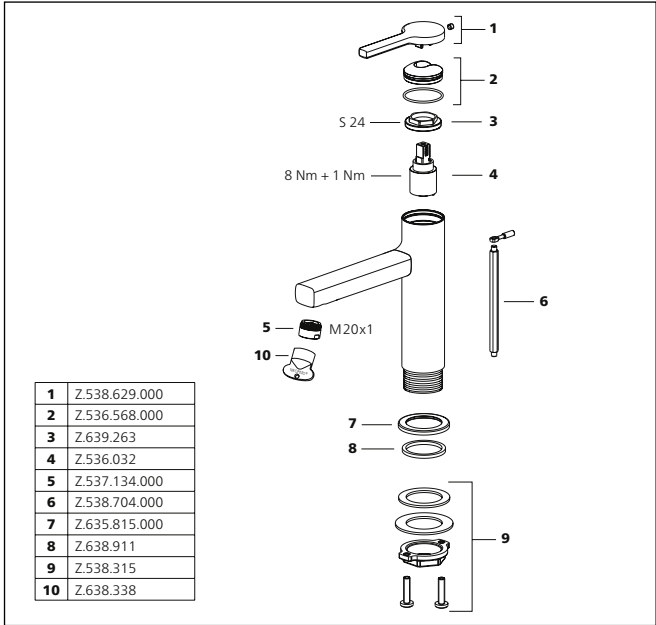
chromeline, A 145, flexible connection hoses,  
without pop-up valve  
**125092** 12.468.073.000FL

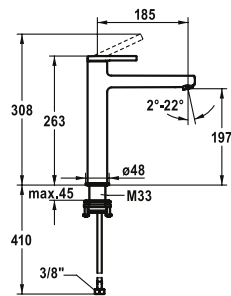
chromeline, A 145, flexible connection hoses,  
with Push Open  
**125093** 12.468.633.000FL

**AVA 2.0 Lever mixer – Basin – CoolFix**

- CoolFix – Cold water flow with a centered lever
- EcoProtect – water-saving device
- Fixed spout
  - Neoperl® Perlator® SSR, swivelling jet regulator
- OptimalSpace – ample space for washing or working
- KWC cartridge S 25
  - with ceramic discs
  - flow rate and temperature continuously variable
- Flexible connection hoses 3/8"
- QuickInstallation
  - Fastening via threaded connection with locking screws
- Mounting hole size ø35 mm
- Scope of delivery:
  - KWC pop-up valve Z.538.581.000

Flow rate 5 l/min (3 bar)  
Acoustic group I



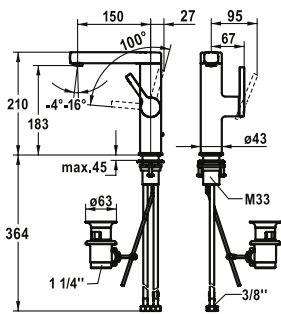
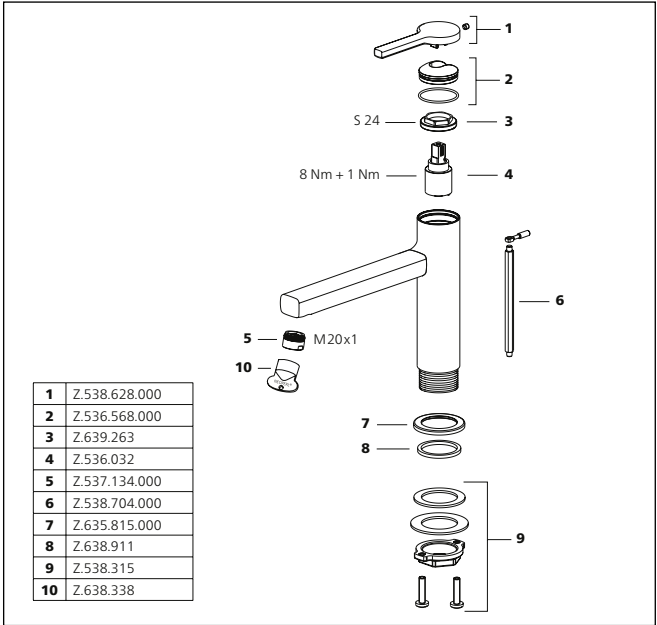


SAP Number	Article Number
chromeline, A 185, flexible connection hoses, without pop-up valve	
<b>125100</b>	12.468.093.000FL
chromeline, A 185, flexible connection hoses, with Push Open	
<b>125101</b>	12.468.663.000FL

AVA 2.0 Lever mixer – Basin

- For top-mounted basins
- EcoProtect – water-saving device
- Fixed spout
- Neoperl® Perlator® SSR, swivelling jet regulator
- OptimalSpace – ample space for washing or working
- KWC cartridge S 25
  - with ceramic discs
  - flow rate and temperature continuously variable
- Flexible connection hoses 3/8"
- QuickInstallation
  - Fastening via threaded connection with locking screws
- Mounting hole size ø35 mm

Flow rate 5 l/min (3 bar)  
Acoustic group I

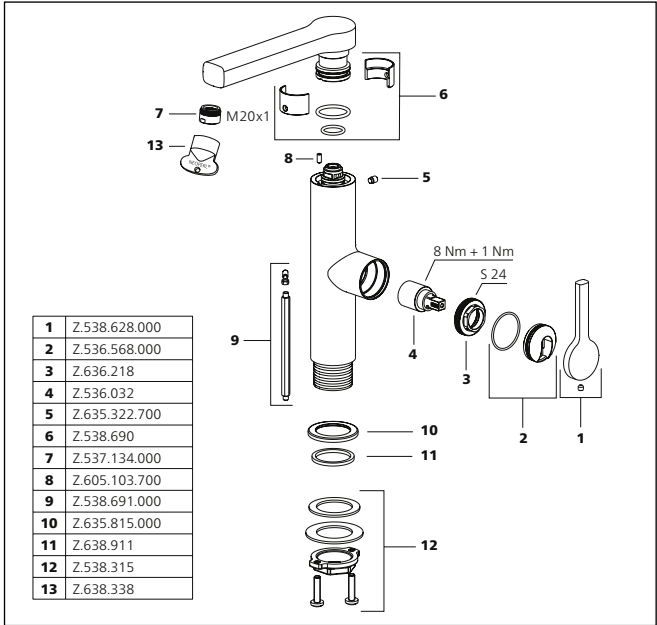


SAP Number	Article Number
chromeline, A 150, flexible connection hoses, with pop-up valve	
<b>125096</b>	12.468.131.000FL
chromeline, A 150, flexible connection hoses, without pop-up valve	
<b>125097</b>	12.468.141.000FL
chromeline, A 150, flexible connection hoses, with Push Open	
<b>125098</b>	12.468.651.000FL

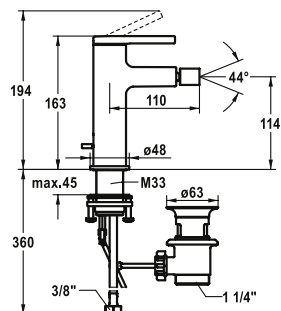
AVA 2.0 Lever mixer – Basin

- Lever installation only possible on the right side
  - Child safety: cold water flow in lever position towards the front
- gap between wall and centre of mounting hole min. 27 mm
- EcoProtect – water-saving device
- Swivel spout 120°
  - Neoperl® Perlator® SJR, swivelling jet regulator
- OptimalSpace – ample space for washing or working
- KWC cartridge S 25
  - with ceramic discs
  - flow rate and temperature continuously variable
- Flexible connection hoses 3/8"
- QuickInstallation
  - Fastening via threaded connection with locking screws
- Mounting hole size ø35 mm
- Scope of delivery:
  - KWC pop-up valve Z.538.581.000

Flow rate 5 l/min (3 bar)  
Acoustic group I





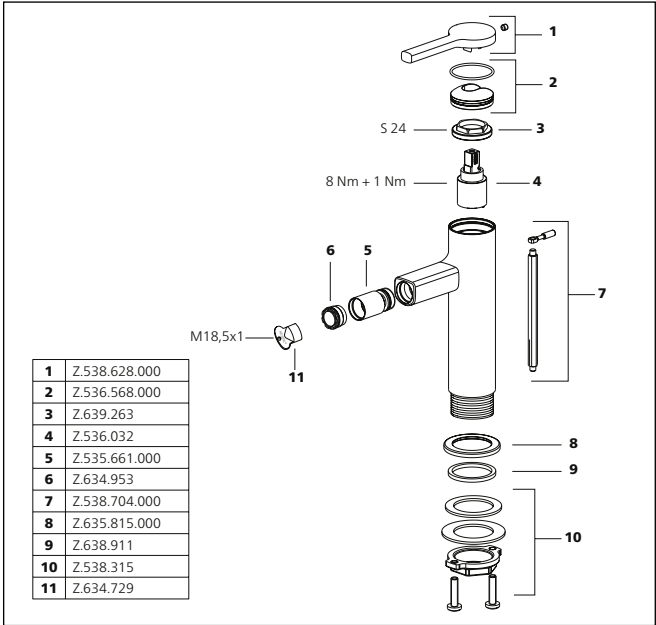


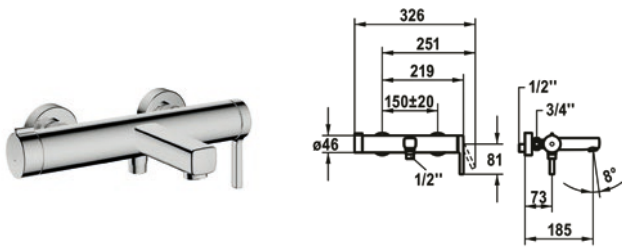
SAP Number	Article Number
chromeline, A 110, flexible connection hoses, with pop-up valve	
125103	13.461.041.000FL

AVA 2.0 Lever mixer – Bidet

- Fixed spout
  - ball joint aerator Neoperl® Caché®
- KWC cartridge S 25
  - with ceramic discs
  - flow rate and temperature continuously variable
- Flexible connection hoses 3/8"
- QuickInstallation
  - Fastening via threaded connection with locking screws
- Mounting hole size ø35 mm
- Scope of delivery:
  - KWC pop-up valve Z.538.581.000

Flow rate 7 l/min (3 bar)  
Acoustic group I





SAP Number	Article Number
chromeline, AD 150±20 mm, A 190, without hand shower, hose and bracket <b>125114</b>	20.462.483.000

### AVA 2.0 Lever mixer – Tub

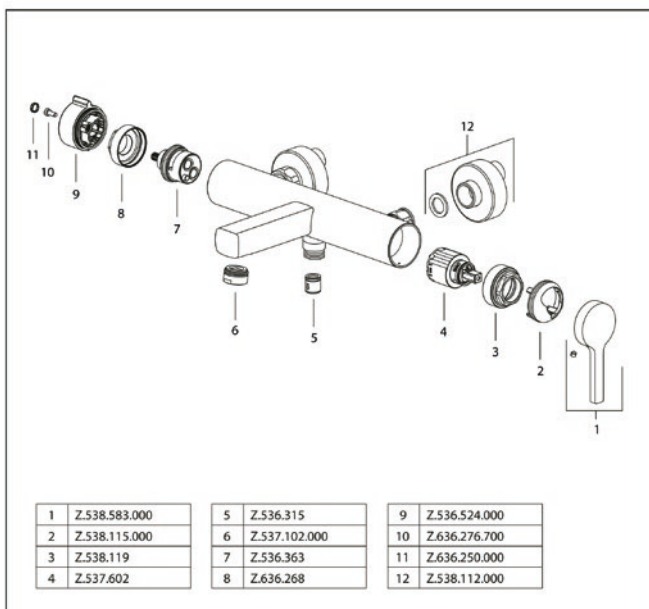
- TouchProtect
  - anti-scald protection thanks to the "double skin" principle
- Turning handle for diverter
- Intrinsically safe against backflow
- Fixed spout
  - Neoperl® Perlator® laminar
- KWC cartridge M 35-S HF
  - with ceramic discs
  - flow rate and temperature continuously variable
  - temperature limitation
- Wall connections ½" x ¾", without shut-off valve eccentric 10 mm

Flow rate 20 l/min (3 bar)

Acoustic group II

Spray outlet: Flow rate 13 l/min (3bar)

Spray outlet: Acoustic group I



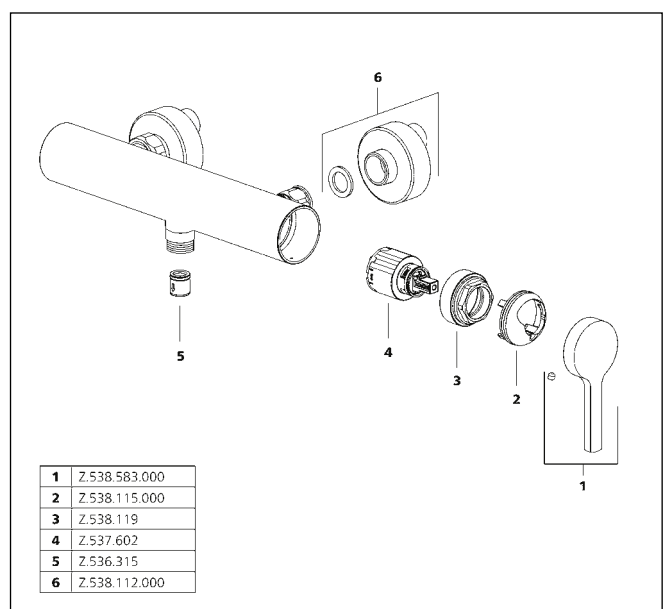
SAP Number	Article Number
chromeline, AD 150±20 mm, without hand shower and hose	
<b>125119</b>	21.462.480.000

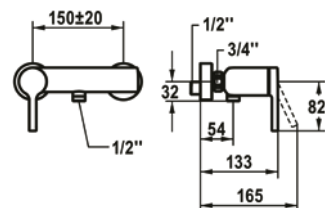
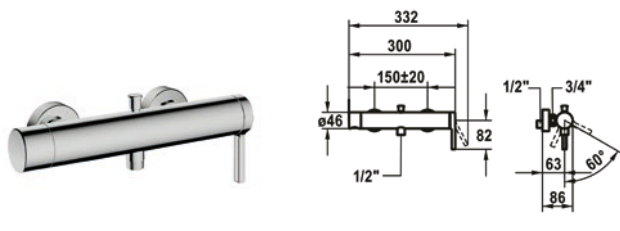
### AVA 2.0 Lever mixer – Shower

- TouchProtect
  - anti-scald protection thanks to the "double skin" principle
- Intrinsically safe against backflow
- KWC cartridge M 35-S HF
  - with ceramic discs
  - flow rate and temperature continuously variable
  - temperature limitation
- Wall connections  $\frac{1}{2}" \times \frac{3}{4}"$ , without shut-off valve eccentric 10 mm

Spray outlet: Flow rate 12 l/min (3bar)

Spray outlet: Acoustic group I





SAP Number	Article Number
chromeline, AD 150±20 mm	150 +/- 20 mm
without hand shower, hose and bracket	
<b>125412</b>	20.462.440.000

SAP Number	Article Number
chromeline, AD 150±20 mm,	
without hand shower and hose	
<b>125124</b>	21.462.330.000

**AVA 2.0 Lever mixer – Tub**

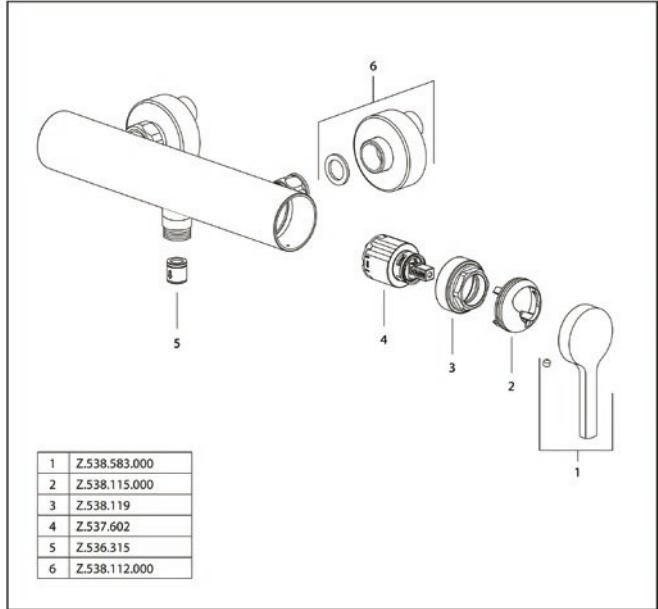
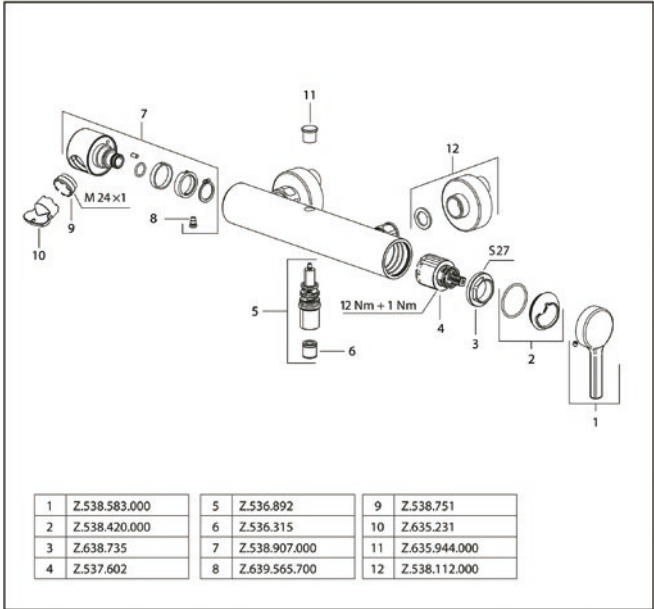
- Diverter with automatic reset
- Intrinsically safe against backflow
- Rotatable spout 60°
  - Neoperl® Caché®
- KWC cartridge M 35-S HF
  - with ceramic discs
  - flow rate and temperature continuously variable
- Wall connections 1/2" x 3/4", without shut-off valve L 46 eccentric 7.5 mm

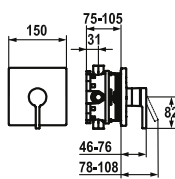
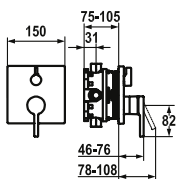
**AVA 2.0 Lever mixer – Shower**

- TouchProtect
  - anti-scald protection thanks to the "double skin" principle
- Intrinsically safe against backflow
- KWC cartridge M 35 OP
  - with ceramic discs
  - flow rate and temperature continuously variable
  - temperature limitation
- Wall connections 1/2" x 3/4", without shut-off valve eccentric 10 mm

Flow rate 20.1 l/min (3 bar)  
Acoustic group II  
Spray outlet: Flow rate 12.5 l/min (3 bar)  
Spray outlet: Acoustic group I

Spray outlet: Flow rate 13 l/min (3 bar)  
Spray outlet: Acoustic group II





SAP Number	Article Number
chromeline, Trim kit	
<b>125128</b>	20.464.500.000
chromeline, Trim kit, with vacuum breaker	
<b>125130</b>	20.464.510.000

**AVA 2.0 Trim kit – Lever mixer – Tub**

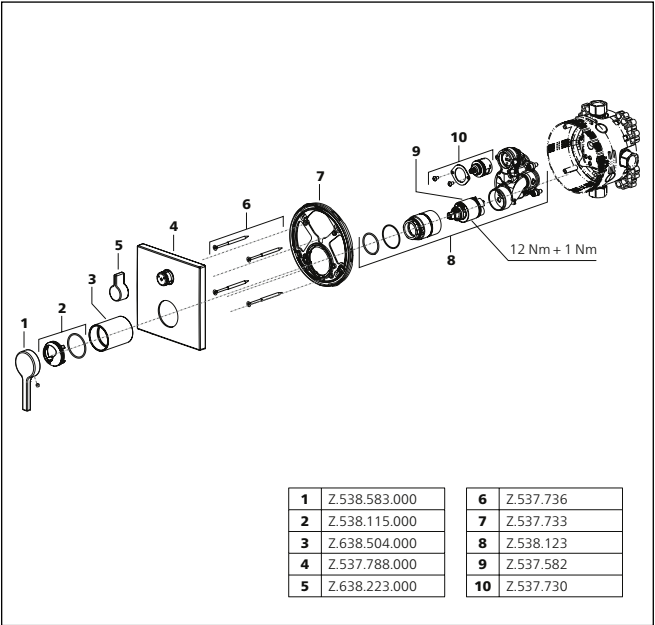
- Trim kit with function unit
- Outflow top and below
- Turning handle for diverter
- KWC cartridge M 35 H
  - with ceramic discs
  - flow rate and temperature continuously variable
- Scope of delivery: - Function unit, lever, cap, sleeve, cover plate, holder for escutcheon, diverter
  - Fastening of the cover plate without screws
- To be ordered separately:
  - Unit for concealed installation KWC BLUEBOX®
  - 1/2", without shut-off valve, 39.999.900.931
  - 3/4" (1/2"), with shut-off valve, 39.999.910.931

SAP Number	Article Number
chromeline, Trim kit	
<b>125126</b>	21.464.500.000

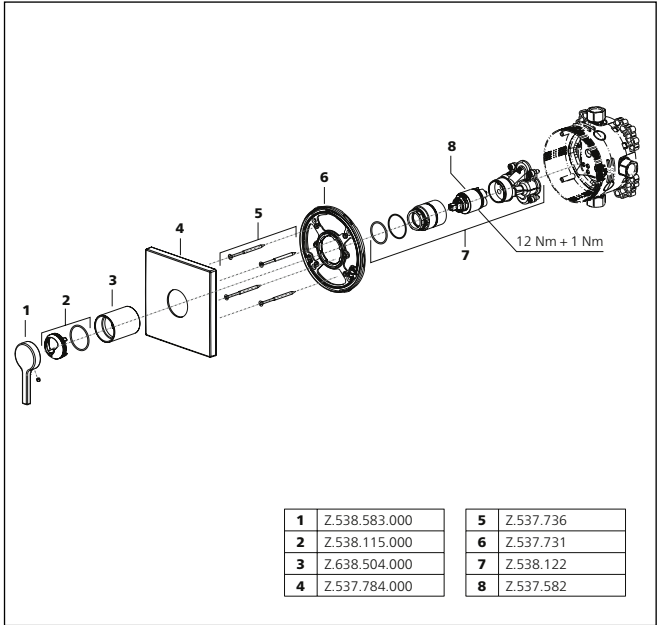
**AVA 2.0 Trim kit – Lever mixer – Shower**

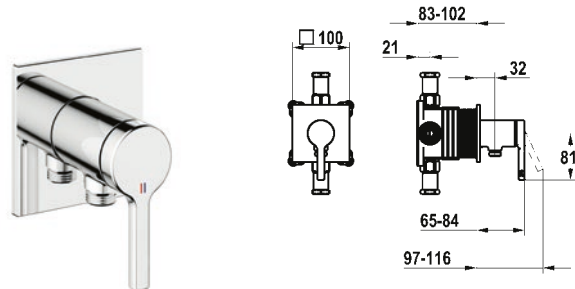
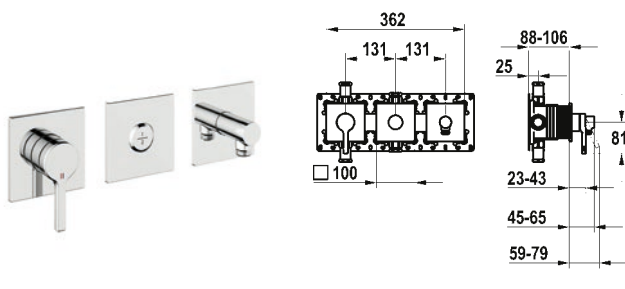
- Trim kit with function unit
- Outflow top or below
- KWC cartridge M 35 H
  - with ceramic discs
  - flow rate and temperature continuously variable
- Scope of delivery: - Function unit, lever, cap, sleeve, cover plate, holder for escutcheon
  - Fastening of the cover plate without screws
- To be ordered separately:
  - Unit for concealed installation KWC BLUEBOX®
  - 1/2", without shut-off valve, 39.999.900.931
  - 3/4" (1/2"), with shut-off valve, 39.999.910.931

Flow rate 19 l/min (3 bar)  
Acoustic group I



Flow rate 19 l/min (3 bar)  
Acoustic group I





SAP Number	Article Number
chromeline, trim kit, with safety device DIN EN 1717	
<b>125293</b>	20.464.550.000

**Trim kit, with safety device DIN 1717 – Lever mixer – Tub**

- Trim kit with function unit KWC HOMEBOX
  - Outflow
    - with integrated hose connection
    - above or below the second consumer with CHOICE diverter without automatic reset
  - KWC cartridge M 35-S HF
    - with ceramic discs
    - flow rate and temperature continuously variable
  - Scope of delivery:
    - Lever mixer unit
    - Diverter unit
    - Hose connection unit
    - Fastening of the cover plate without screws
  - To be ordered separately:
    - Unit for concealed installation KWC HOMEBOX
- Thermostatic/ lever mixer 2 consumers 39.006.261.931

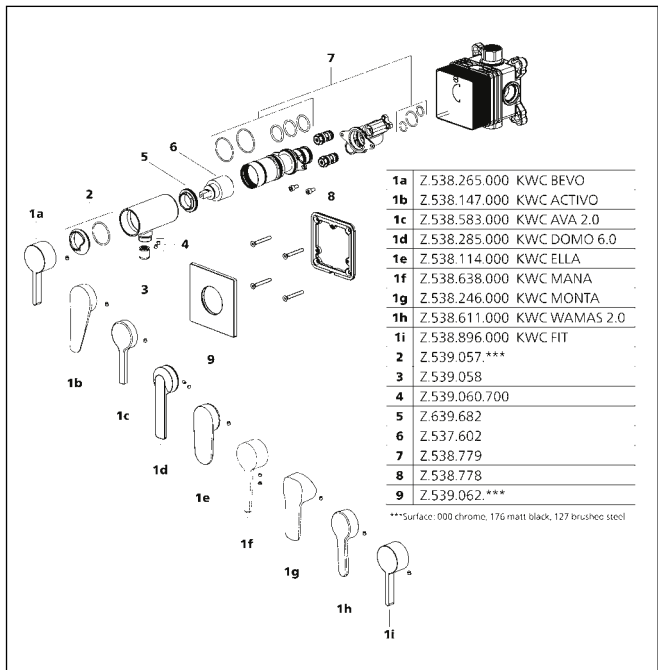
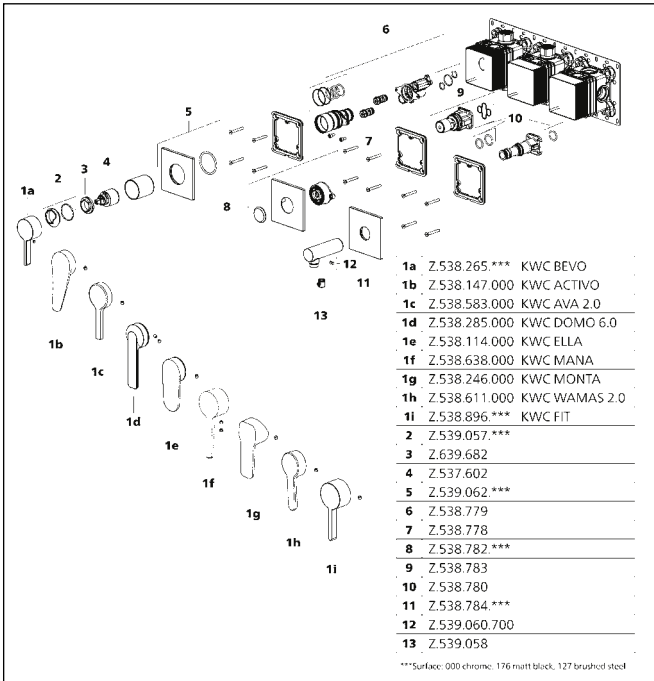
SAP Number	Article Number
chromeline, trim kit, with safety device DIN EN 1717	
<b>125289</b>	21.464.550.000

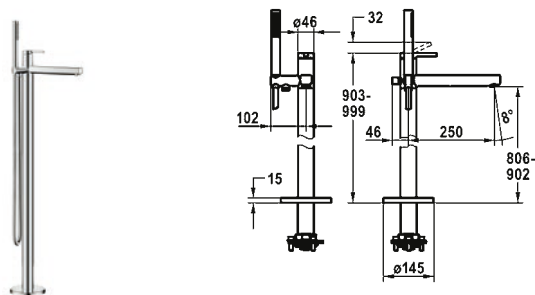
**Trim kit, with safety device DIN 1717 – Lever mixer – Shower**

- Trim kit with function unit KWC HOMEBOX
  - Outflow
    - with integrated hose connection
  - KWC cartridge M 35-S HF
    - with ceramic discs
    - flow rate and temperature continuously variable
  - Scope of delivery:
    - Lever mixer unit – with integrated hose connection
    - Fastening of the cover plate without screws
  - To be ordered separately:
    - Unit for concealed installation KWC HOMEBOX
- Lever mixer 1 Consumers 39.006.251.931

Flow rate 19.2 l/min (3bar)  
Acoustic group II  
Spray outlet: Flow rate 15.2 l/min (3bar)  
Spray outlet: Acoustic group I

Flow rate 16 l/min (3bar)  
Acoustic group I





SAP Number	Article Number
chromeline, A 250, with hand shower and hose	
<b>124793</b>	20.461.093.000

**AVA 2.0 Lever mixer – Tub**

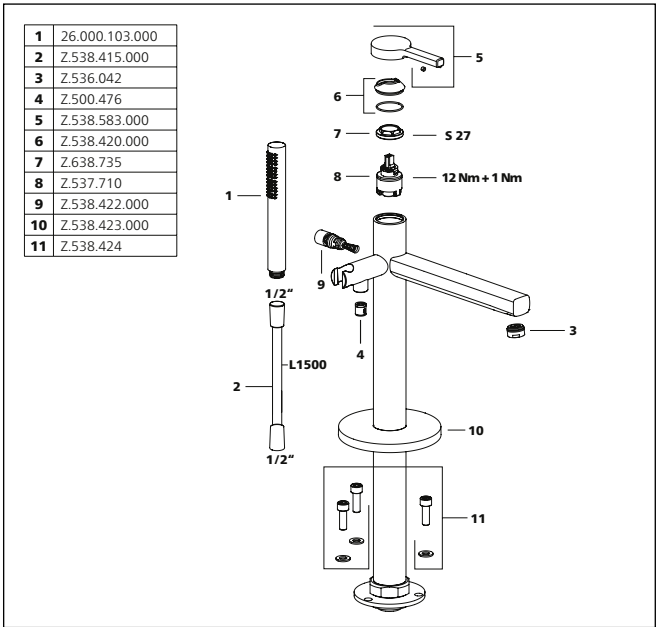
- For freestanding tub
- Integrated check valve in the hose outlet
- with shower holder
- Fixed spout
  - Neoperl® Perlator® laminar
- KWC cartridge M 35 OP
  - with ceramic discs
  - flow rate and temperature continuously variable
  - temperature limitation
- Scope of delivery:
  - Hand shower KWC FIT-X slim 26.000.103.000
  - Shower hose 1500 mm, metal Z.538.415.000
- To be ordered separately:
  - Unit for concealed installation 39.000.602.931

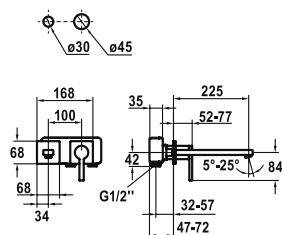
Flow rate 21 l/min (3 bar)

Acoustic group II

Spray outlet: Flow rate 12 l/min (3bar)

Spray outlet: Acoustic group I





#### SAP Number      Article Number

stainless steel, A 225, Trim kit

**124960**

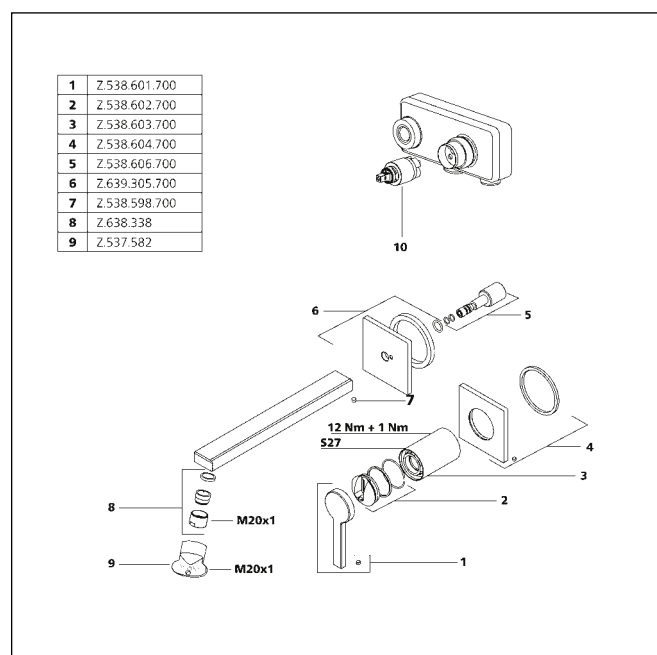
11.452.064.700

#### AVA E Trim kit – Lever mixer – Basin

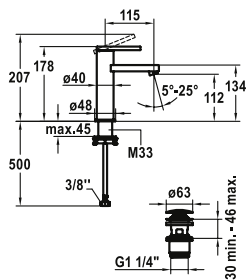
- Trim kit Lever mixer
- EcoProtect – water-saving device
- Fixed spout
  - Neoperl® Perlator® SSR, swivelling jet regulator
- OptimalSpace – ample space for washing or working
- KWC cartridge M 35 H
  - with ceramic discs
  - flow rate and temperature continuously variable
- To be ordered separately:
  - Unit for concealed installation ½" 39.001.400.700
- To be ordered separately (optional or if necessary):
  - Extension set 20 mm Z.536.333

Flow rate 5 l/min (3 bar)

Acoustic group I





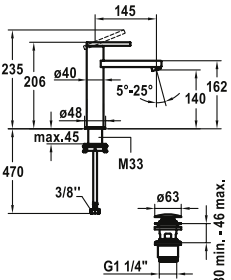
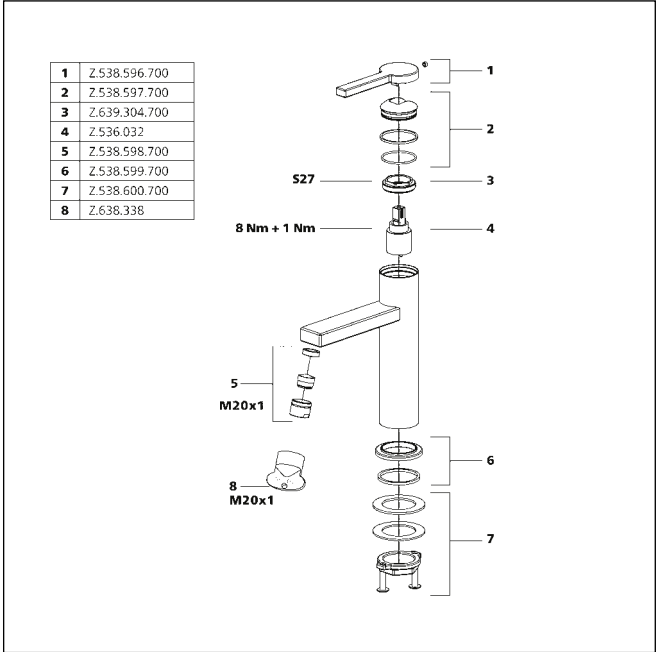


SAP Number	Article Number
stainless steel, A 115, flexible connection hoses, with Push Open	
<b>124952</b>	12.451.641.700FL
stainless steel, A 115, flexible connection hoses, without pop-up valve	
<b>124953</b>	12.451.051.700FL

AVA E Lever mixer – Basin

- EcoProtect – water-saving device
- Fixed spout
  - Neoperl® Perlator® SSR, swivelling jet regulator
- KWC cartridge S 25
  - with ceramic discs
  - flow rate and temperature continuously variable
- Flexible connection hoses 3/8"
- QuickInstallation
  - Fastening via threaded connection with locking screws
- Mounting hole size ø35 mm
- Scope of delivery:
  - KWC pop-up valve Push Open 2 in 1 Z.538.321.177

Flow rate 5 l/min (3 bar)  
Acoustic group I

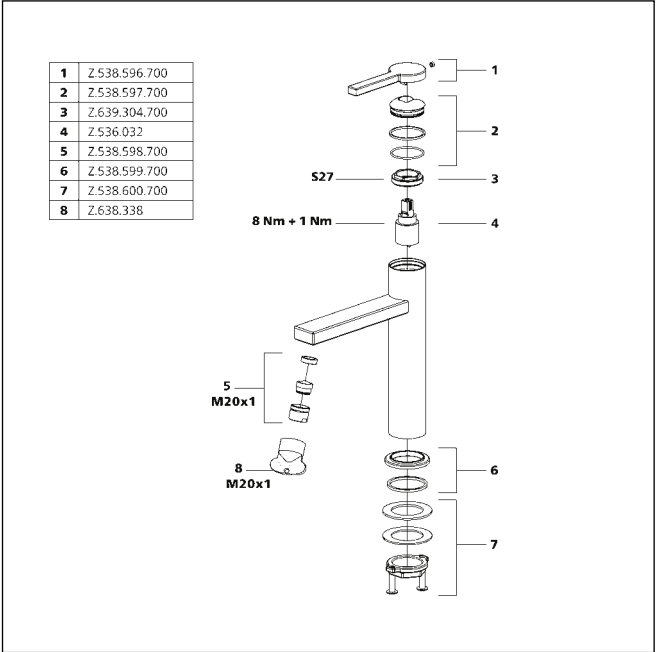


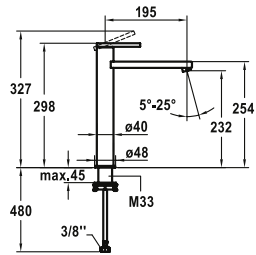
SAP Number	Article Number
stainless steel, A 145, flexible connection hoses, with Push Open	
<b>124955</b>	12.451.642.700FL
stainless steel, A 145, flexible connection hoses, without pop-up valve	
<b>124956</b>	12.451.052.700FL

AVA E Lever mixer – Basin

- EcoProtect – water-saving device
- Fixed spout
  - Neoperl® Perlator® SSR, swivelling jet regulator
- OptimalSpace – ample space for washing or working
- KWC cartridge S 25
  - with ceramic discs
  - flow rate and temperature continuously variable
- Flexible connection hoses 3/8"
- QuickInstallation
  - Fastening via threaded connection with locking screws
- Mounting hole size ø35 mm
- Scope of delivery:
  - KWC pop-up valve Push Open 2 in 1 Z.538.321.177

Flow rate 5 l/min (3 bar)  
Acoustic group I





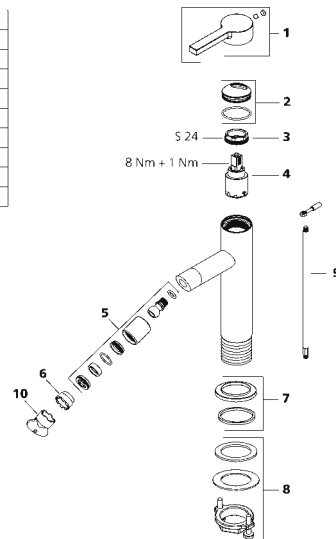
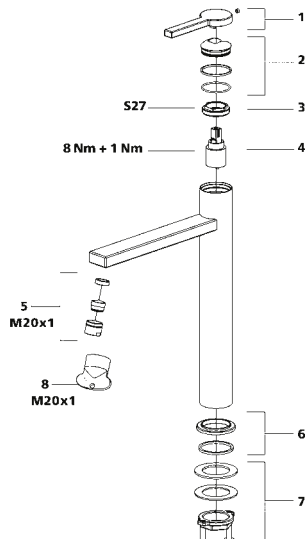
<b>SAP Number</b>	<b>Article Number</b>
-------------------	-----------------------

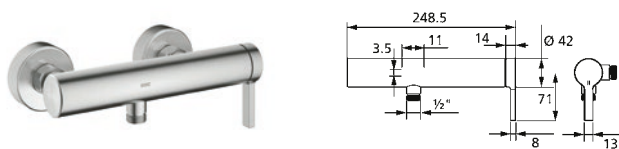
stainless steel, A 115, flexible connection hoses,  
with drain fitting  
**125681** 13.458.041.700FL

### AVA E Lever mixer – Bidet

- Made of stainless steel
- EcoProtect – water-saving device
- Fixed spout
  - Ball joint aerator perlator
- KWC cartridge S 25
  - with ceramic discs
  - flow rate and temperature continuously variable
- Flexible connection hoses ¾"
- QuickInstallation
  - Fastening via threaded connection with locking screws
- Mounting hole size ø35 mm
- Scope of delivery:
  - KWC pop-up valve Z.538.581.000

Flow rate 4.1 l/min (3 bar)  
Acoustic group I





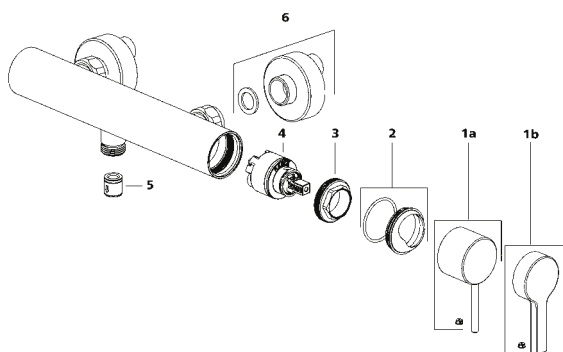
#### SAP Number Article Number

stainless steel, AD 150±20, without spray head and hose  
**125685** 21.452.480.700

#### AVA E Lever mixer – Shower

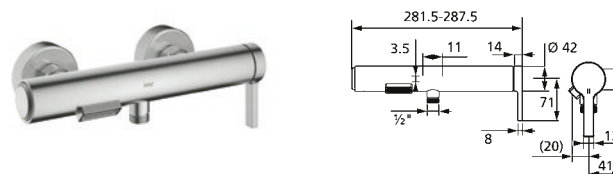
- Made of stainless steel
- Intrinsically safe against backflow
- KWC cartridge with safety device M 35 OP
  - with ceramic discs
  - flow rate and temperature continuously variable
- Wall connections 1/2" x 3/4", without shut-off valve eccentric 10 mm

Spray outlet: Flow rate 17 l/min (3bar)  
 Spray outlet: Acoustic group II



<b>1a</b>	Z.540.041.*** KWC ONO E
<b>1b</b>	Z.540.065.700 KWC AVA E
<b>2</b>	Z.540.042.***
<b>3</b>	Z.540.043
<b>4</b>	Z.537.710
<b>5</b>	Z.500.476
<b>6</b>	Z.538.112.***

\*\*\* Surface: 000 chrome, 700 stainless steel



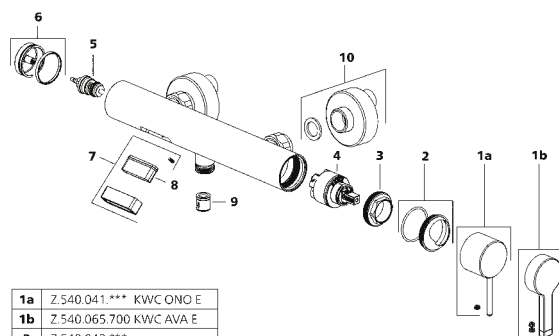
#### SAP Number Article Number

stainless steel, AD 150±20, without spray head,  
 hose and holder  
**125689** 20.452.480.700

#### AVA E Lever mixer – bath

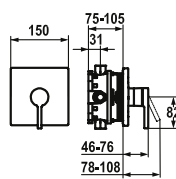
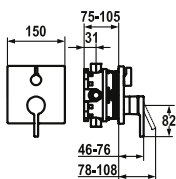
- Made of stainless steel
- Push-button diverter with automatic reset
- Intrinsically safe against backflow
- Fixed spout
  - Neoperl® surge aerator
- KWC cartridge M 35 OP
  - with ceramic discs
  - flow rate and temperature continuously variable
- Wall connections 1/2" x 3/4", without shut-off valve eccentric 10 mm

Flow rate 20.8 l/min (3 bar)  
 Acoustic group U  
 Spray outlet: Flow rate 12.8 l/min (3 bar)  
 Spray outlet: Acoustic group II



<b>1a</b>	Z.540.041.*** KWC ONO E
<b>1b</b>	Z.540.065.700 KWC AVA E
<b>2</b>	Z.540.042.***
<b>3</b>	Z.540.043
<b>4</b>	Z.537.710
<b>5</b>	Z.540.045
<b>6</b>	Z.540.046.***
<b>7</b>	Z.540.047.***
<b>8</b>	Z.540.048
<b>9</b>	Z.500.476
<b>10</b>	Z.538.112.***

\*\*\* Surface: 000 chrome, 700 stainless steel



SAP Number	Article Number
brushed steel, Trim kit	
<b>124965</b>	20.454.500.177
brushed steel, Trim kit, with vacuum breaker	
<b>124966</b>	20.454.510.177

**AVA E Trim kit – Lever mixer – Tub**

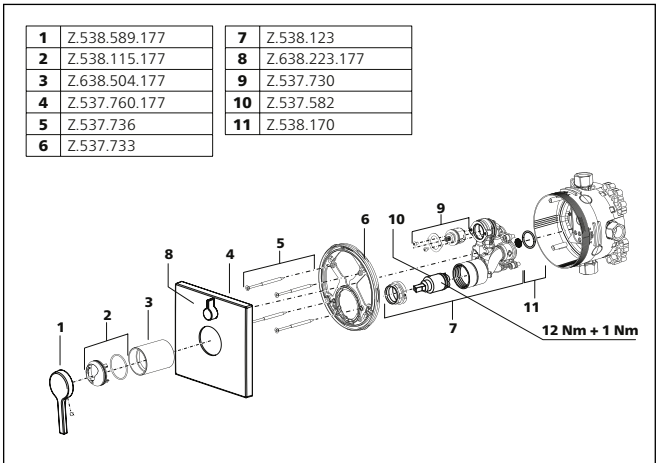
- Trim kit with function unit
- Outflow top and below
- Turning handle for diverter
- KWC cartridge M 35
  - with ceramic discs
  - flow rate and temperature continuously variable
- Scope of delivery: - Function unit, lever, cap, sleeve, cover plate, holder for escutcheon, diverter
  - Fastening of the cover plate without screws
- To be ordered separately:
  - Unit for concealed installation KWC BLUEBOX®
    - ½", without shut-off valve, 39.999.900.931
    - ¾" (½"), with shut-off valve, 39.999.910.931

SAP Number	Article Number
brushed steel, Trim kit	
<b>124964</b>	21.454.500.177

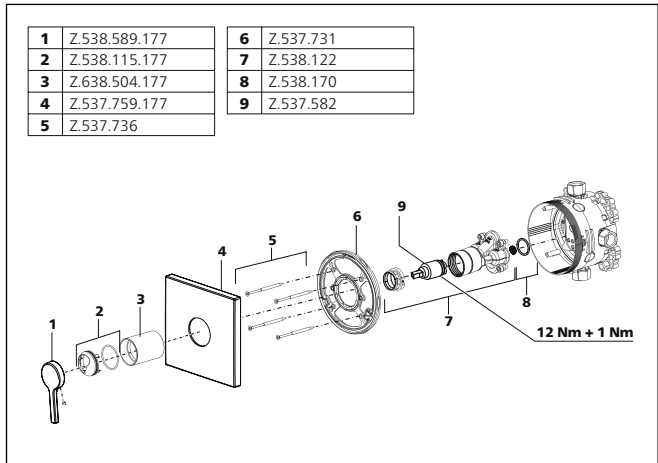
**AVA E Trim kit – Lever mixer – Shower**

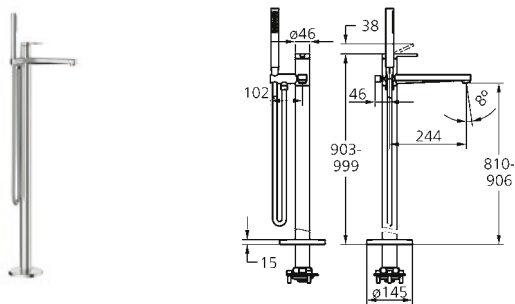
- Trim kit with function unit
- Outflow top or below
- KWC cartridge M 35
  - with ceramic discs
  - flow rate and temperature continuously variable
- Scope of delivery: - Function unit, lever, cap, sleeve, cover plate, holder for escutcheon
  - Fastening of the cover plate without screws
- To be ordered separately:
  - Unit for concealed installation KWC BLUEBOX®
    - ½", without shut-off valve, 39.999.900.931
    - ¾" (½"), with shut-off valve, 39.999.910.931

Flow rate 19 l/min (3 bar)  
Acoustic group I



Flow rate 19 l/min (3 bar)  
Acoustic group I



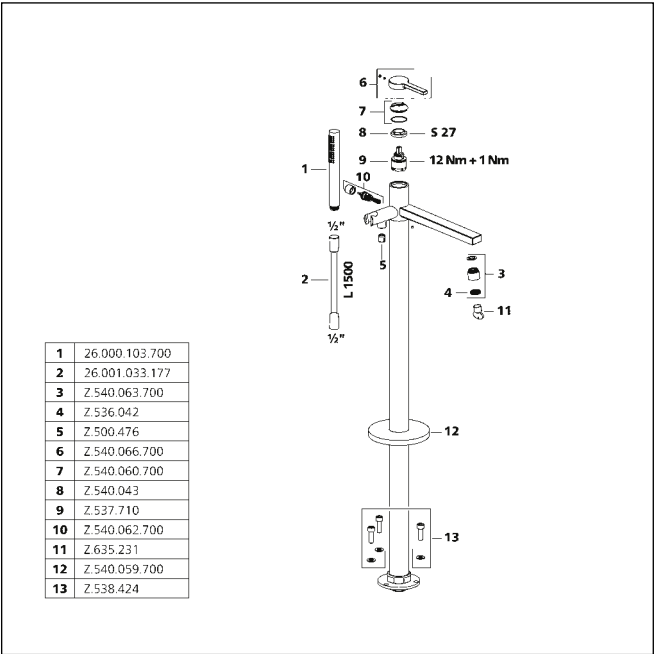


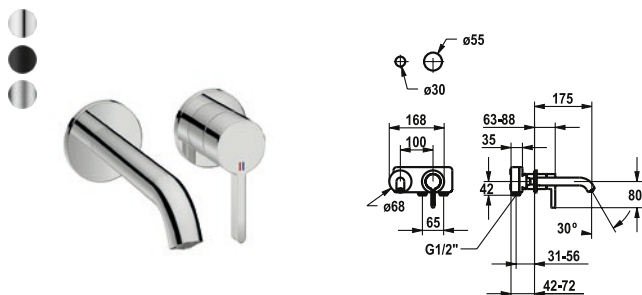
SAP Number	Article Number
stainless steel, A 245, with spray head and hose	
125690	20.451.094.700

AVA E Lever mixer – Tub

- For freestanding tub
- Made of stainless steel
- Integrated check valve in the hose outlet
- with shower holder
- Fixed spout
  - Neoperl® SLIM®
- KWC cartridge M 35 OP
  - with ceramic discs
  - flow rate and temperature continuously variable
  - temperature limitation
- Scope of delivery:
  - Hand shower KWC FIT-X slim 26.000.103.700
  - Shower hose 1500 mm, plastic 26.001.033.177
- To be ordered separately:
  - Unit for concealed installation 39.000.602.931

Flow rate 21 l/min (3 bar)  
Acoustic group II  
Spray outlet: Flow rate 12 l/min (3 bar)  
Spray outlet: Acoustic group I





**SAP Number Article Number**

chromeline, A 175, Trim kit  
**125190** 11.422.063.000

chromeline, A 225, Trim kit  
**125191** 11.422.064.000

matt black, A 175, Trim kit  
**125399** 11.422.063.176

matt black, A 225, Trim kit  
**125400** 11.422.064.176

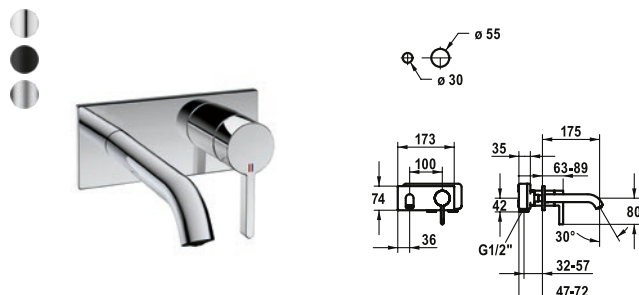
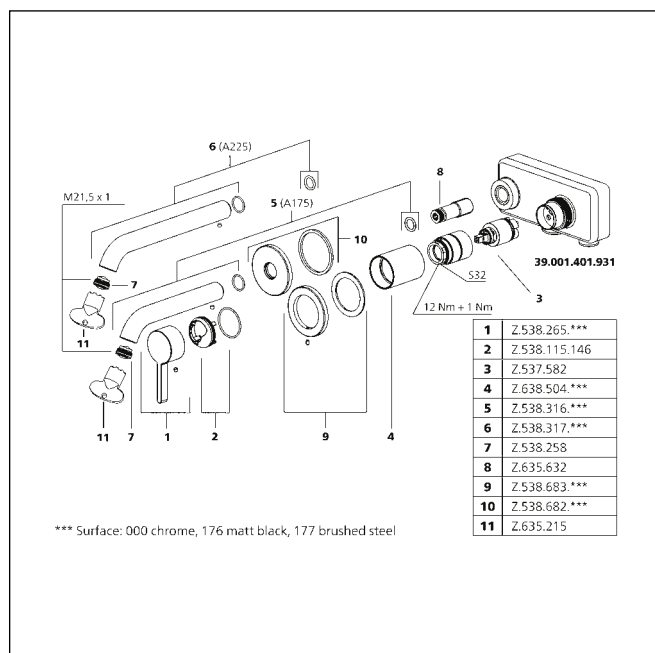
brushed steel, A 175, Trim kit  
**125401** 11.422.063.177

brushed steel, A 225, Trim kit  
**125402** 11.422.064.177

**BEVO Trim kit – Lever mixer – Basin**

- Trim kit Lever mixer
- EcoProtect – water-saving device
- Fixed spout
  - Neoperl® Caché® CS, Coin Slot
- OptimalSpace – ample space for washing or working
- KWC cartridge M 35 H
  - with ceramic discs
  - flow rate and temperature continuously variable
- To be ordered separately:
  - Unit for concealed installation ½" 39.001.401.931
- To be ordered separately (optional or if necessary):
  - Extension set 20 mm Z.536.333

Flow rate 5 l/min (3 bar)  
Acoustic group I



**SAP Number Article Number**

chromeline, A 175, Trim kit  
**124619** 11.422.033.000

chromeline, A 225, Trim kit  
**124620** 11.422.034.000

matt black, A 175, Trim kit  
**125022** 11.422.033.176

matt black, A 225, Trim kit  
**125023** 11.422.034.176

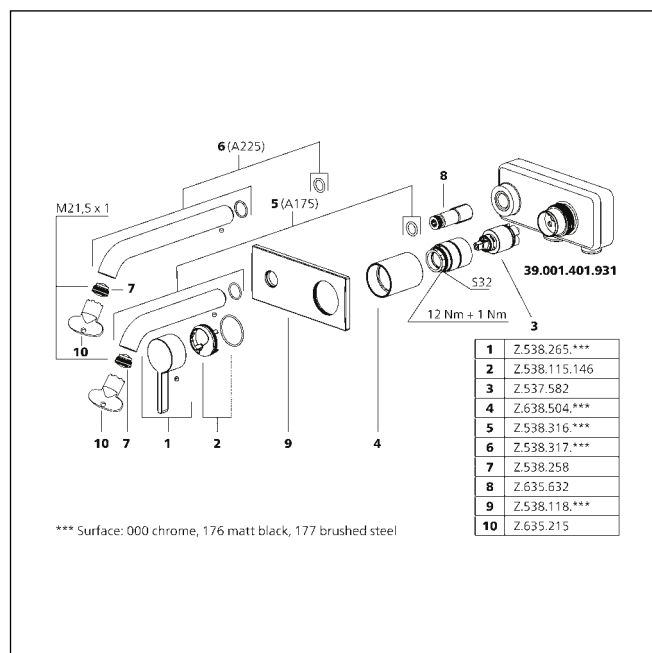
brushed steel, A 175, Trim kit  
**125049** 11.422.033.177

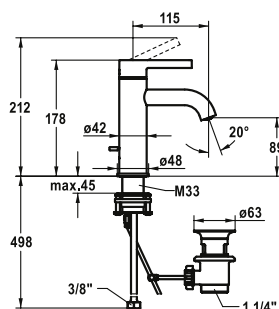
brushed steel, A 225, Trim kit  
**125050** 11.422.034.177

**BEVO Trim kit – Lever mixer – Basin**

- Trim kit Lever mixer
- EcoProtect – water-saving device
- Fixed spout
  - Neoperl® Caché® CS, Coin Slot
- OptimalSpace – ample space for washing or working
- KWC cartridge M 35 H
  - with ceramic discs
  - flow rate and temperature continuously variable
- To be ordered separately:
  - Unit for concealed installation ½" 39.001.401.931
- To be ordered separately (optional or if necessary):
  - Extension set 20 mm Z.536.333

Flow rate 5 l/min (3 bar)  
Acoustic group I





#### SAP Number Article Number

chromeline, A 115, flexible connection hoses,  
with pop-up valve

**124603** 12.421.041.000FL

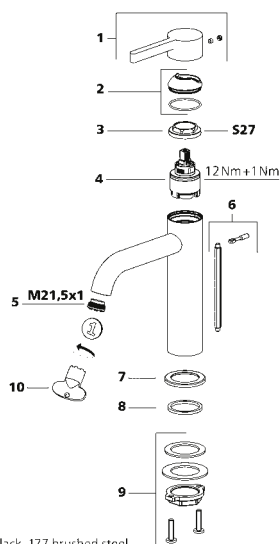
chromeline, A 115, flexible connection hoses,  
without pop-up valve

**124604** 12.421.051.000FL

#### BEVO Lever mixer – Basin

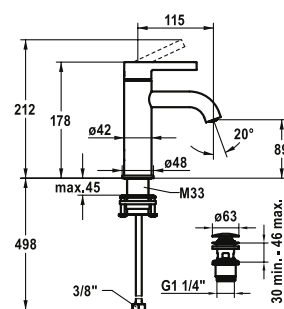
- EcoProtect – water-saving device
- Fixed spout
  - Neoperl® Caché® CS, Coin Slot
- KWC cartridge M 35 OP
  - with ceramic discs
  - flow rate and temperature continuously variable
  - temperature limitation
- Flexible connection hoses 3/8"
- QuickInstallation
  - Fastening via threaded connection with locking screws
- Mounting hole size ø35 mm
- Scope of delivery:
  - KWC pop-up valve Z.538.581.000

Flow rate 5 l/min (3 bar)  
Acoustic group I



1	Z.538.292.***
2	Z.538.295.146
3	Z.638.735
4	Z.537.710
5	Z.538.258
6	Z.536.969.000
7	Z.635.815.***
8	Z.635.295
9	Z.538.315
10	Z.635.212

\*\*\* Surface: 000 chrome, 176 matt black, 177 brushed steel



#### SAP Number Article Number

matt black, A 115, flexible connection hoses,  
with Push Open

**125016** 12.421.641.176FL

matt black, A 115, flexible connection hoses,  
without pop-up valve

**125017** 12.421.051.176FL

brushed steel, A 115, flexible connection hoses,  
with Push Open

**125043** 12.421.641.177FL

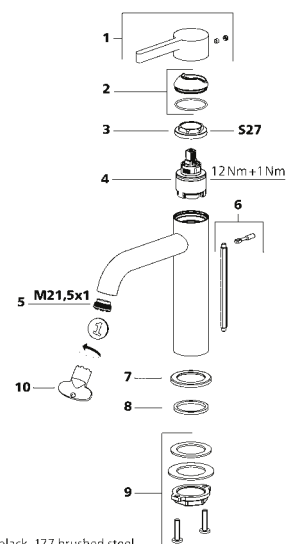
brushed steel, A 115, flexible connection hoses,  
without pop-up valve

**125044** 12.421.051.177FL

#### BEVO Lever mixer – Basin

- EcoProtect – water-saving device
- Fixed spout
  - Neoperl® Caché® CS, Coin Slot
- KWC cartridge M 35 OP
  - with ceramic discs
  - flow rate and temperature continuously variable
  - temperature limitation
- Flexible connection hoses 3/8"
- QuickInstallation
  - Fastening via threaded connection with locking screws
- Mounting hole size ø35 mm
- Scope of delivery:
  - KWC pop-up valve Push Open 2 in 1 Z.538.321.176

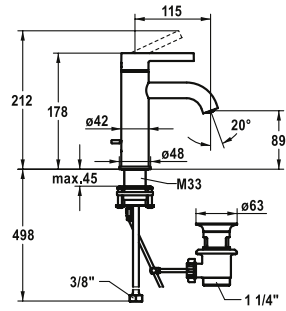
Flow rate 5 l/min (3 bar)  
Acoustic group I



1	Z.538.292.***
2	Z.538.295.146
3	Z.638.735
4	Z.537.710
5	Z.538.258
6	Z.536.969.000
7	Z.635.815.***
8	Z.635.295
9	Z.538.315
10	Z.635.212

\*\*\* Surface: 000 chrome, 176 matt black, 177 brushed steel





<b>SAP Number</b>	<b>Article Number</b>
-------------------	-----------------------

chromeline, A 115, flexible connection hoses,  
with pop-up valve

**124605** 12.421.031.000FL

chromeline, A 115, flexible connection hoses,  
without pop-up valve

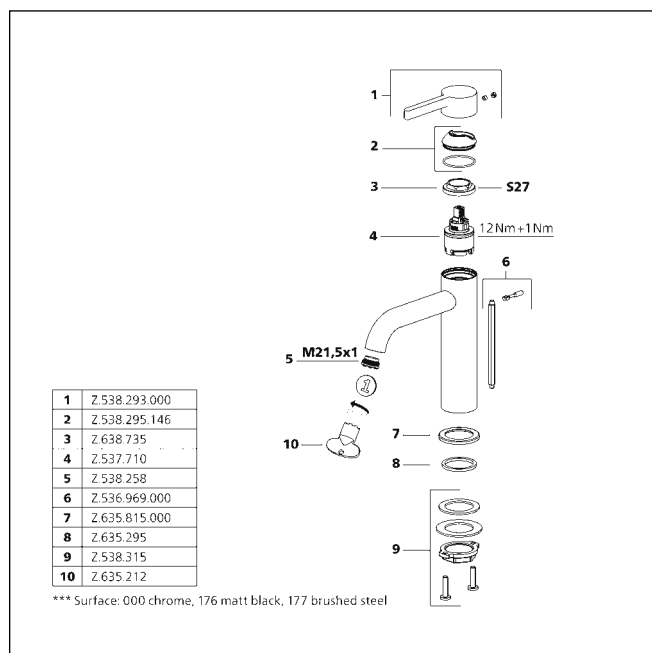
**124606** 12.421.071.000FL

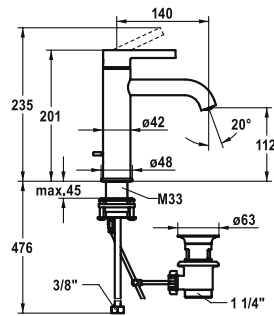
### BEVO Lever mixer – Basin – CoolFix

- CoolFix – Cold water flow with a centered lever
- EcoProtect – water-saving device
- Fixed spout
  - Neoperl® Caché® CS, Coin Slot
- KWC cartridge M 35 OP
  - with ceramic discs
  - flow rate and temperature continuously variable
  - temperature limitation
- Flexible connection hoses  $\frac{3}{8}$ "
- QuickInstallation
  - Fastening via threaded connection with locking screws
- Mounting hole size  $\varnothing 35$  mm
- Scope of delivery:
  - KWC pop-up valve Z.538.581.000

Flow rate 5 l/min (3 bar)

Acoustic group I





<b>SAP Number</b>	<b>Article Number</b>
-------------------	-----------------------

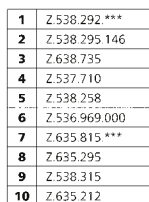
125018 12.421.642.176FL

125019 12.421.052.176FL

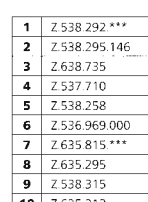
brushed steel, A 140, flexible

- |  |                  |
|--|------------------|
| with Push Open   | 12.421.642.177FL |
| <b>125045</b>  |                  |
| brushed steel, A 140, flexible connection hoses,<br>without pop-up valve |                  |
| <b>125046</b>  | 12.421.052.177FL |
- 
- BEVO Lever mixer – Basin**
- EcoProtect – water-saving device
  - Fixed spout
    - Neoperl® Caché® CS, Coin Slot
  - OptimalSpace – ample space for washing or working
  - KWC cartridge M 35 OP
    - with ceramic discs
    - flow rate and temperature continuously variable
    - temperature limitation
  - Flexible connection hoses  $\frac{3}{8}$ "
  - QuickInstallation
    - Fastening via threaded connection with locking screws
  - Mounting hole size  $\varnothing 35$  mm
  - Scope of delivery:
    - KWC pop-up valve Push Open 2 in 1 Z.538.321.176

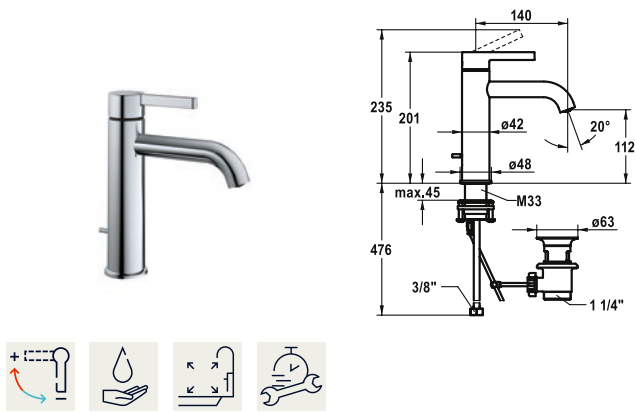
Flow rate 5 l/min (3 bar)  
Acoustic group I



\*\*\* Surface: 000 chrome, 176 matt black, 177 brushed steel



\*\*\* Surface: 000 chrome, 176 matt black, 177 brushed steel

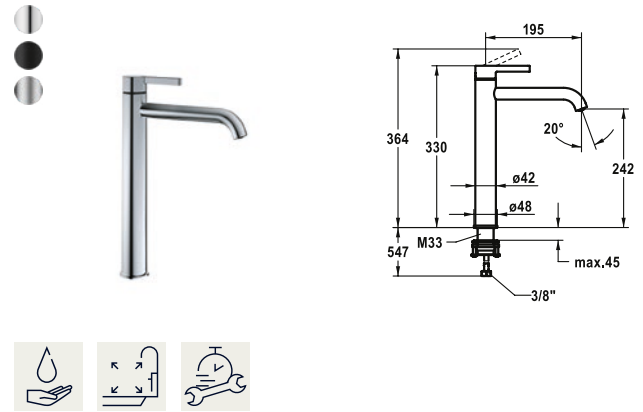
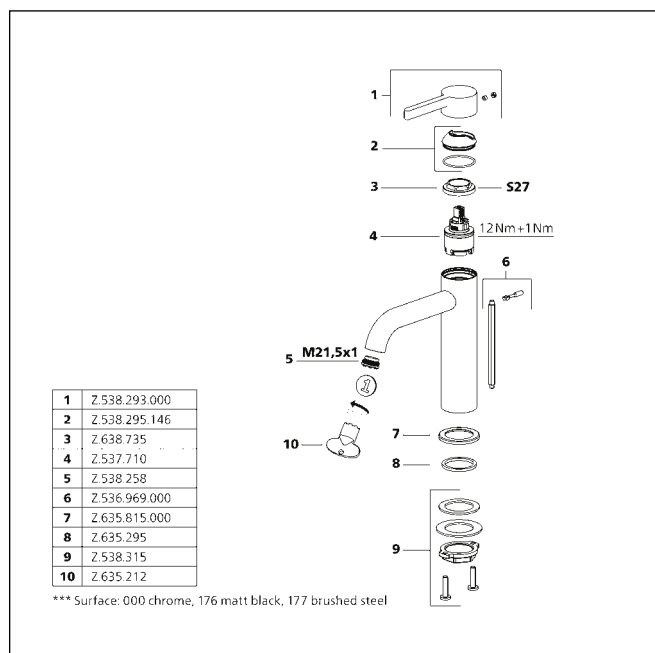


SAP Number	Article Number
chromeline, A 140, flexible connection hoses, with pop-up valve <b>124609</b>	12.421.032.000FL
chromeline, A 140, flexible connection hoses, without pop-up valve <b>124610</b>	12.421.072.000FL

### BEVO Lever mixer – Basin – CoolFix

- CoolFix – Cold water flow with a centered lever
- EcoProtect – water-saving device
- Fixed spout
  - Neoperl® Caché® CS, Coin Slot
- OptimalSpace – ample space for washing or working
- KWC cartridge M 35 OP
  - with ceramic discs
  - flow rate and temperature continuously variable
  - temperature limitation
- Flexible connection hoses ¾"
- QuickInstallation
  - Fastening via threaded connection with locking screws
- Mounting hole size ø35 mm
- Scope of delivery:
  - KWC pop-up valve Z.538.581.000

Flow rate 5 l/min (3 bar)  
Acoustic group I

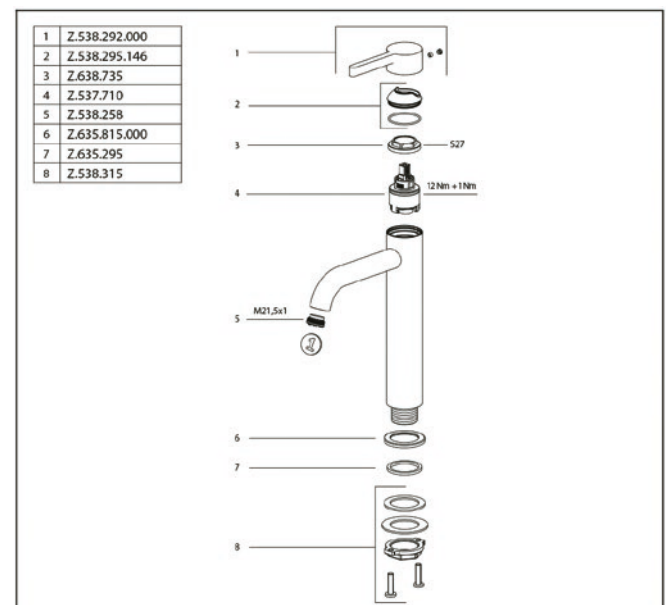


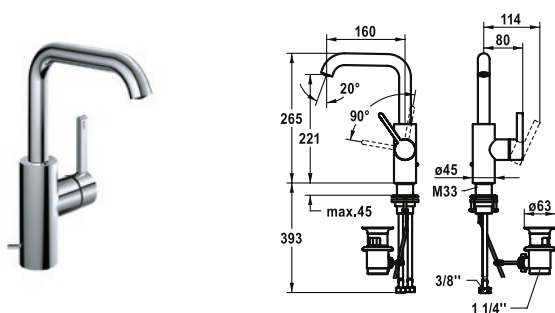
SAP Number	Article Number
chromeline, A 195, flexible connection hoses, without pop-up valve <b>124616</b>	12.421.093.000FL
matt black, A 195, flexible connection hoses, without pop-up valve <b>125021</b>	12.421.093.176FL

### BEVO Lever mixer – Basin

- For top-mounted basins
- EcoProtect – water-saving device
- Fixed spout
  - Neoperl® Caché® CS, Coin Slot
- OptimalSpace – ample space for washing or working
- KWC cartridge M 35 OP
  - with ceramic discs
  - flow rate and temperature continuously variable
  - temperature limitation
- Flexible connection hoses ¾"
- QuickInstallation
  - Fastening via threaded connection with locking screws
- Mounting hole size ø35 mm

Flow rate 5 l/min (3 bar)  
Acoustic group I





#### SAP Number Article Number

chromeline, A 160, flexible connection hoses,  
with pop-up valve

**124613** 12.421.132.000FL

chromeline, A 160, flexible connection hoses,  
without pop-up valve

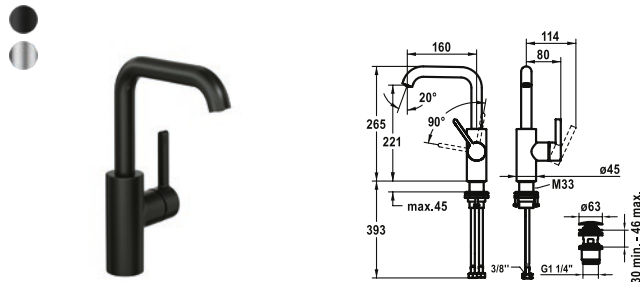
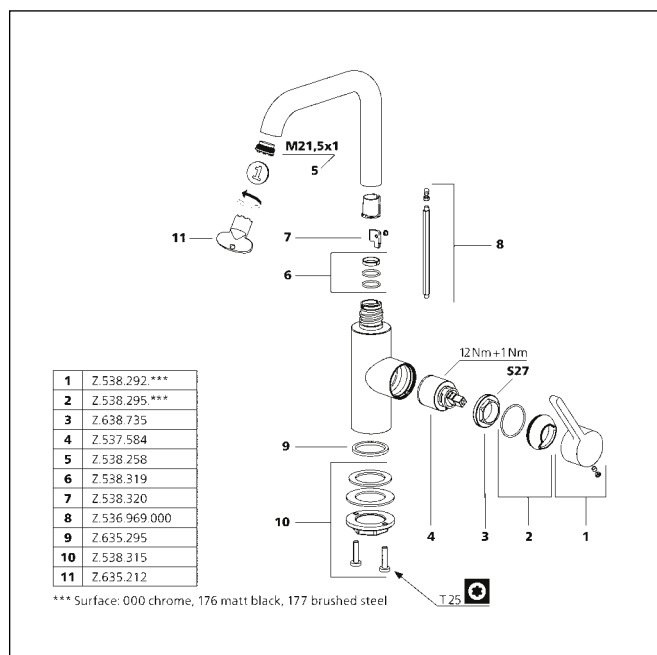
**124614** 12.421.142.000FL

#### BEVO Lever mixer – Basin

- Lever installation only possible on the right side
  - Child safety: cold water flow in lever position towards the front
- EcoProtect – water-saving device
- Swivel spout 120°, extensible to 360°
  - Neoperl® Caché® CS, Coin Slot
- OptimalSpace – ample space for washing or working
- KWC cartridge M 35 S
  - with ceramic discs
  - flow rate and temperature continuously variable
- Flexible connection hoses 3/8"
- QuickInstallation
  - Fastening via threaded connection with locking screws
- Mounting hole size ø35 mm
- Scope of delivery:
  - KWC pop-up valve Z.538.581.000

Flow rate 5 l/min (3 bar)

Acoustic group I



#### SAP Number Article Number

matt black, A160, flexible connection hoses,  
with Push Open

**3600003631** 12.421.652.176FL

matt black, A 160, flexible connection hoses,  
without pop-up valve

**3600004589** 12.421.142.176FL

brushed steel, A160, flexible connection hoses,  
with Push Open

**3600003632** 12.421.652.177FL

brushed steel, A160, flexible connection hoses,  
without pop-up valve

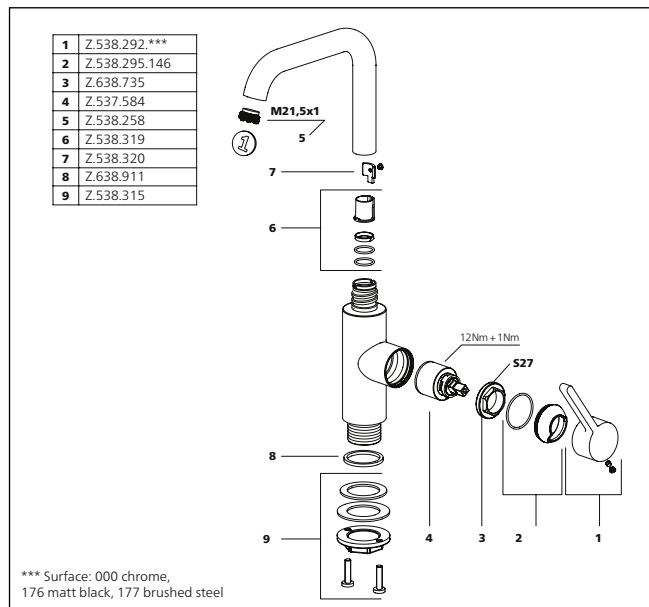
**3600004610** 12.421.142.177FL

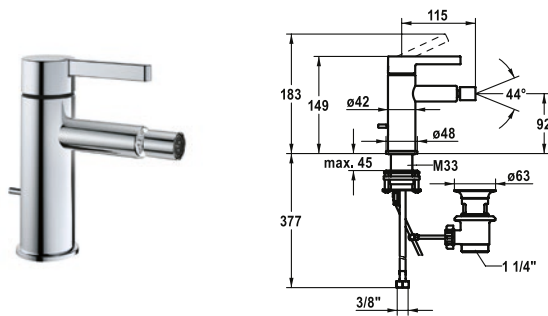
#### BEVO Lever mixer – Washbasin

- Lever installation only possible on the right side
  - Child safety: cold water flow in lever position towards the front
- EcoProtect – water-saving device
- Swivel spout 120°, extensible to 360°
  - Neoperl® Caché® CS, Coin Slot
- OptimalSpace – ample space for washing or working
- KWC cartridge M 35 S
  - with ceramic discs
  - flow rate and temperature continuously variable
- Flexible connection hoses 3/8"
- QuickInstallation
  - Fastening via threaded connection with locking screws
- Mounting hole size ø35 mm
- Scope of delivery:
  - KWC pop-up valve Push Open 2 in 1 Z.538.321.176

Flow rate 4.7 l/min (3 bar)

Acoustic group I





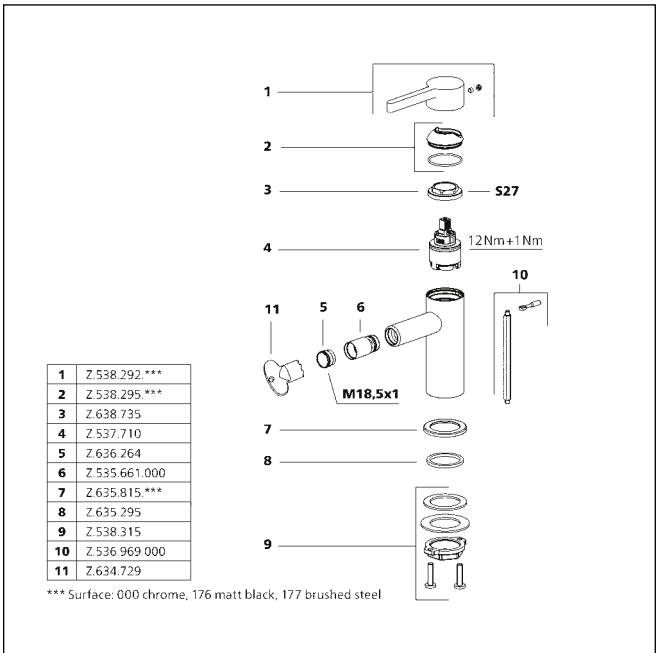
SAP Number Article Number

chromeline, A 115, flexible connection hoses,  
with pop-up valve  
**124618** 13.421.041.000FL

#### BEVO Lever mixer – Bidet

- EcoProtect – water-saving device
- Fixed spout
  - ball joint aerator Neoperl® Caché®
- KWC cartridge M 35 OP
  - with ceramic discs
  - flow rate and temperature continuously variable
  - temperature limitation
- Flexible connection hoses 3/8"
- QuickInstallation
  - Fastening via threaded connection with locking screws
- Mounting hole size ø35 mm
- Scope of delivery:
  - KWC pop-up valve Z.538.581.000

Flow rate 5 l/min (3 bar)  
Acoustic group I



SAP Number Article Number

matt black, A115, flexible connection hoses,  
with Push Open  
**3600003608** 13.421.641.176FL

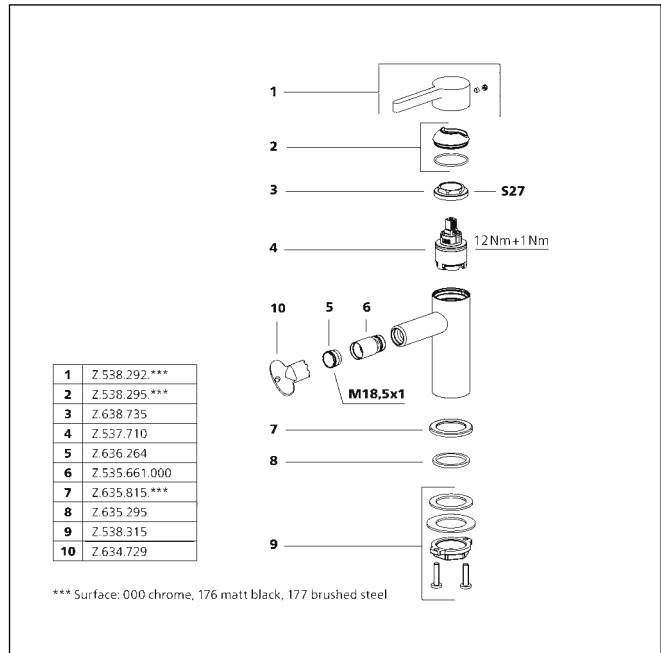
brushed steel, A115, flexible connection hoses,  
with Push Open

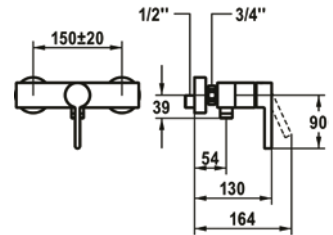
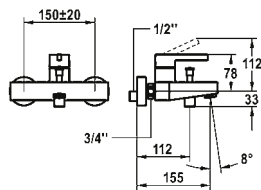
**3600003633** 13.421.641.177FL

#### BEVO Lever mixer – Bidet

- EcoProtect – water-saving device
- Fixed spout
  - ball joint aerator Neoperl® Caché®
- KWC cartridge M 35 OP
  - with ceramic discs
  - flow rate and temperature continuously variable
  - temperature limitation
- Flexible connection hoses 3/8"
- QuickInstallation
  - Fastening via threaded connection with locking screws
- Mounting hole size ø35 mm
- Scope of delivery:
  - KWC pop-up valve Push Open 2 in 1 Z.538.321.176

Flow rate 4.5 l/min (3 bar)  
Acoustic group I





SAP Number	Article Number
chromeline, AD 150±20 mm, A 175, without hand shower, hose and bracket	
<b>124625</b>	20.422.333.000

**BEVO Lever mixer**

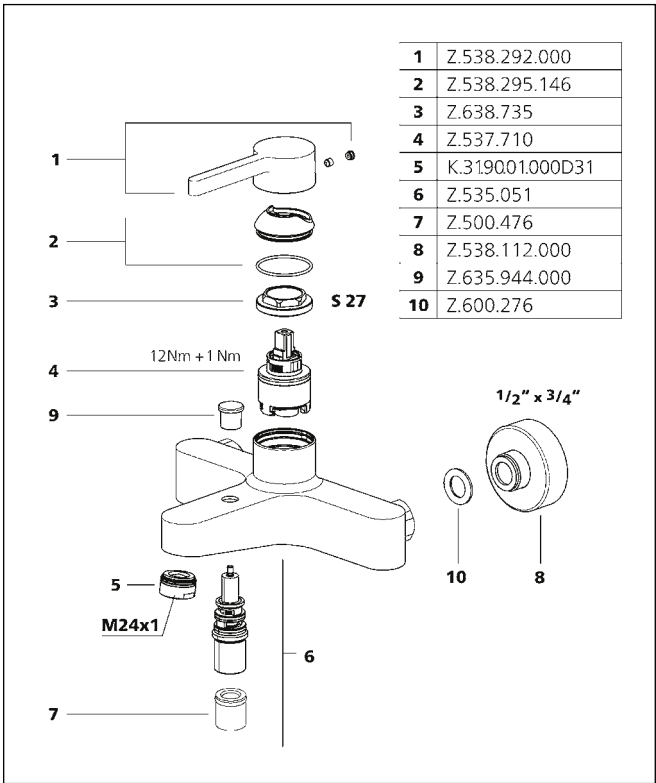
- Diverter with automatic reset
- Intrinsically safe against backflow
- Fixed spout
  - Neoperl® Cascade®
- KWC cartridge M 35 OP
  - with ceramic discs
  - flow rate and temperature continuously variable
  - temperature limitation
- Wall connections 1/2" x 3/4", without shut-off valve eccentric 10 mm

SAP Number	Article Number
chromeline, AD 150±20 mm, without hand shower and hose	
<b>124630</b>	21.422.330.000

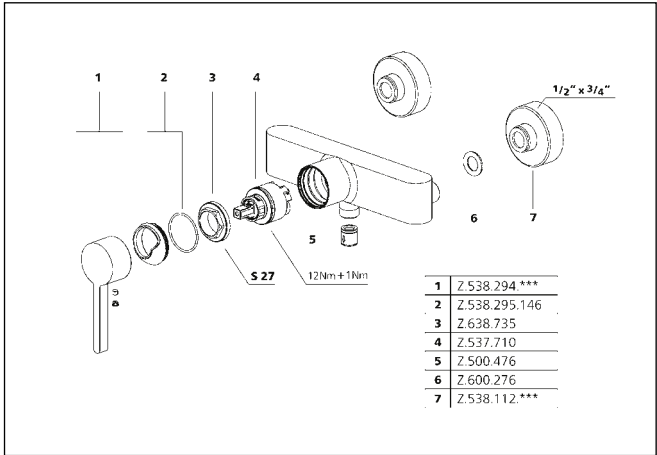
**BEVO Lever mixer – Shower**

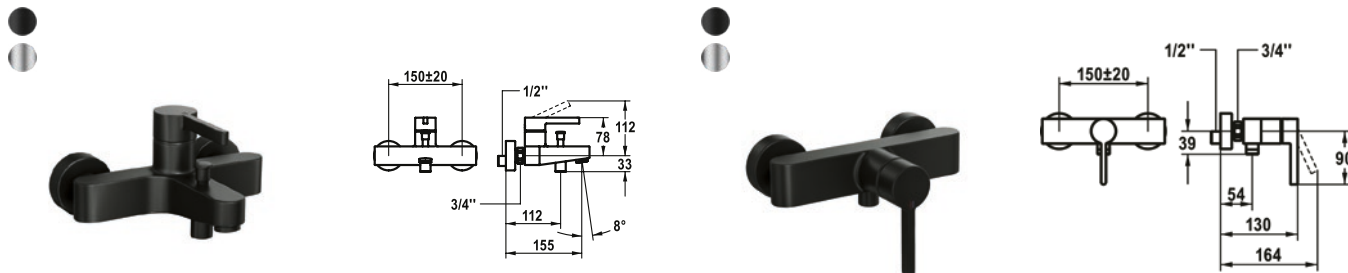
- Intrinsically safe against backflow
- KWC cartridge M 35 OP
  - with ceramic discs
  - flow rate and temperature continuously variable
  - temperature limitation
- Wall connections 1/2" x 3/4", without shut-off valve eccentric 10 mm

Flow rate 20 l/min (3 bar)  
Acoustic group II  
Spray outlet: Flow rate 12 l/min (3bar)  
Spray outlet: Acoustic group I



Acoustic group I  
Spray outlet: Flow rate 12 l/min (3bar)  
Spray outlet: Acoustic group I





SAP Number	Article Number
------------	----------------

matt black, AD 150±20, without spray and holder	20.422.333.176
---	----------------

<b>3600003648</b>	
-------------------	--

brushed steel, AD 150±20, without spray and holder	20.422.333.177
--	----------------

<b>3600003649</b>	
-------------------	--

### BEVO Lever mixer – bath

- Diverter with automatic reset
- Intrinsicly safe against backflow
- Fixed spout
  - Neoperl® Cascade®
- KWC cartridge M 35 OP
  - with ceramic discs
  - flow rate and temperature continuously variable
  - temperature limitation
- Wall connections 1/2" x 3/4", without shut-off valve eccentric 10 mm

SAP Number	Article Number
------------	----------------

matt black, AD 150±20, without spray and holder	21.422.330.176
---	----------------

<b>3600003657</b>	
-------------------	--

brushed steel, AD 150±20, without spray and holder	21.422.330.177
--	----------------

<b>3600003658</b>	
-------------------	--

### BEVO Lever mixer – bath

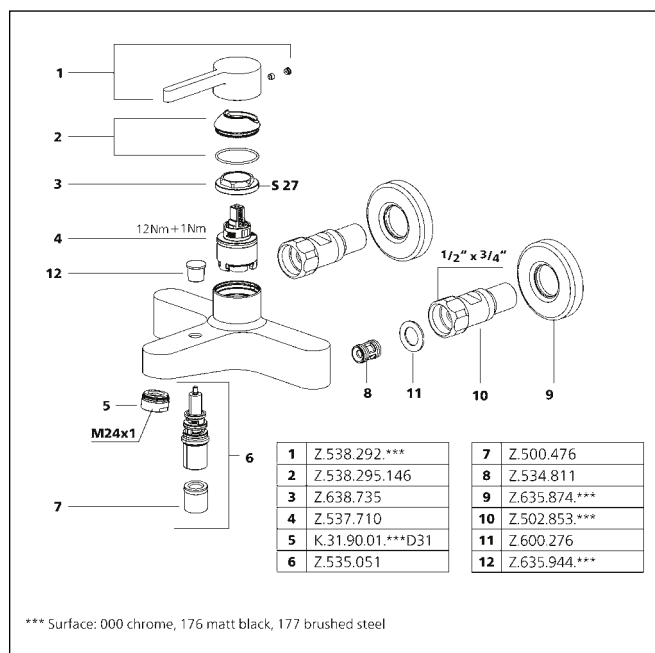
- Intrinsicly safe against backflow
- KWC cartridge M 35 OP
  - with ceramic discs
  - flow rate and temperature continuously variable
  - temperature limitation
- Wall connections 1/2" x 1/2", without shut-off valve eccentric 10 mm

Flow rate 20 l/min (3 bar)

Acoustic group II

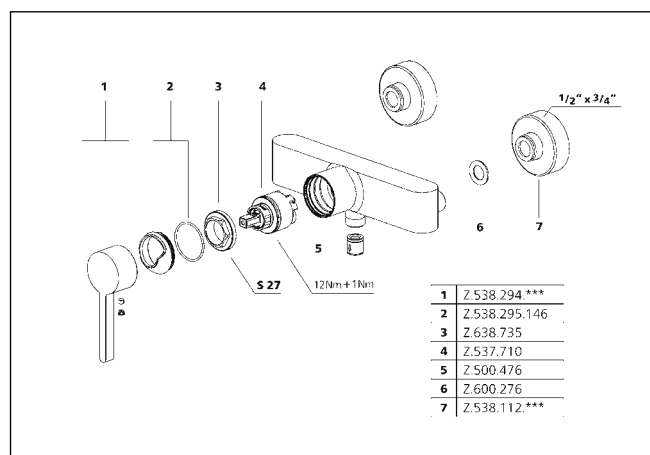
Spray outlet: Flow rate 12 l/min (3 bar)

Spray outlet: Acoustic group I

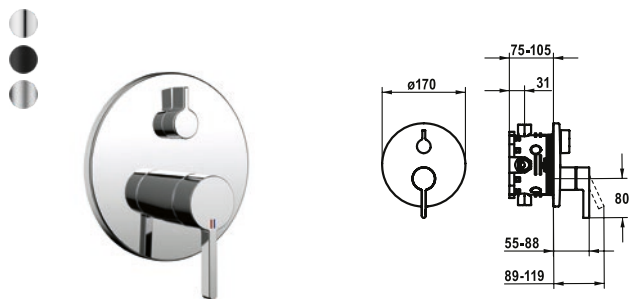


Spray outlet: Flow rate 12 l/min (3 bar)

Spray outlet: Acoustic group I





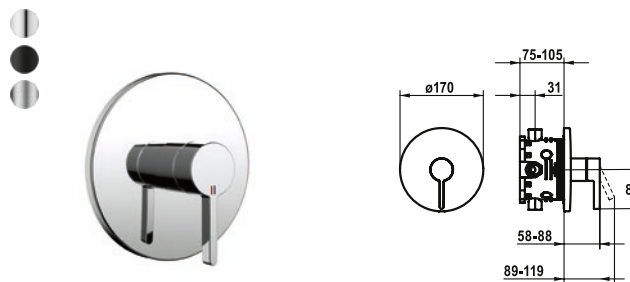
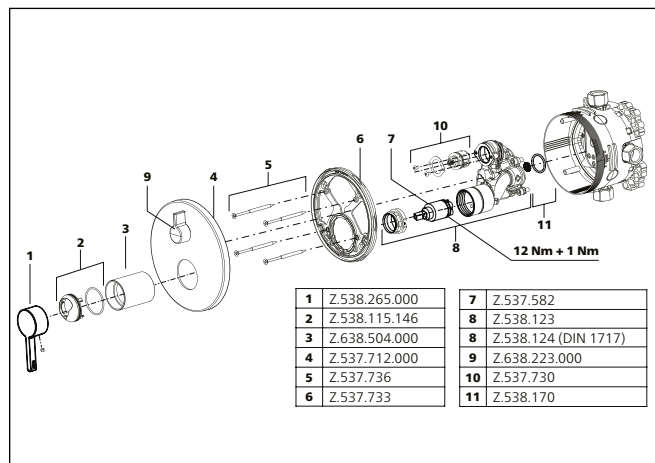


SAP Number	Article Number
chromeline, Trim kit <b>124634</b>	20.424.500.000
chromeline, Trim kit, with vacuum breaker <b>124636</b>	20.424.510.000
matt black, Trim kit <b>125027</b>	20.424.500.176
matt black, Trim kit, with vacuum breaker <b>125028</b>	20.424.510.176
brushed steel, Trim kit <b>125054</b>	20.424.500.177
brushed steel, Trim kit, with vacuum breaker <b>125055</b>	20.424.510.177

#### BEVO Trim kit – Lever mixer – Tub

- Trim kit with function unit
- Outflow top and below
- Turning handle for diverter
- KWC cartridge M 35 H
  - with ceramic discs
  - flow rate and temperature continuously variable
- Scope of delivery: - Function unit, lever, cap, sleeve, cover plate, holder for escutcheon, diverter
  - Fastening of the cover plate without screws
- To be ordered separately:
  - Unit for concealed installation KWC BLUEBOX® ½", without shut-off valve, 39.999.900.931
  - ¾" (½"), with shut-off valve, 39.999.910.931

Flow rate 19 l/min (3 bar)  
Acoustic group I

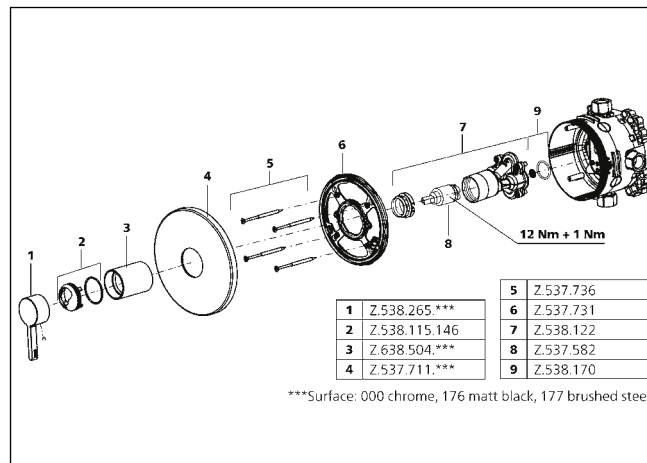


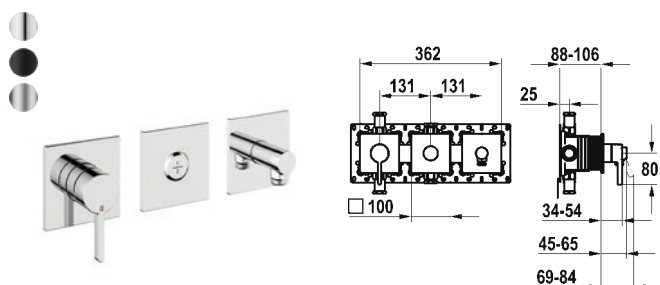
SAP Number	Article Number
chromeline, Trim kit <b>124632</b>	21.424.500.000
matt black, Trim kit <b>125025</b>	21.424.500.176
brushed steel, Trim kit <b>125052</b>	21.424.500.177

#### BEVO Trim kit – Lever mixer – Shower

- Trim kit with function unit
- Outflow top or below
- KWC cartridge M 35 H
  - with ceramic discs
  - flow rate and temperature continuously variable
- Scope of delivery: - Function unit, lever, cap, sleeve, cover plate, holder for escutcheon
  - Fastening of the cover plate without screws
- To be ordered separately:
  - Unit for concealed installation KWC BLUEBOX® ½", without shut-off valve, 39.999.900.931
  - ¾" (½"), with shut-off valve, 39.999.910.931

Flow rate 19 l/min (3 bar)  
Acoustic group I





SAP Number	Article Number
chromeline, trim kit, with safety device DIN EN 1717 <b>125295</b>	20.424.550.000
matt black, trim kit, with safety device DIN EN 1717 <b>3600008115</b>	20.424.550.176 <b>NEW</b>
brushed steel, trim kit, with safety device DIN EN 1717 <b>3600008123</b>	20.424.550.177 <b>NEW</b>

### BEVO Trim kit, with safety device DIN EN 1717 – Lever mixer – Tub

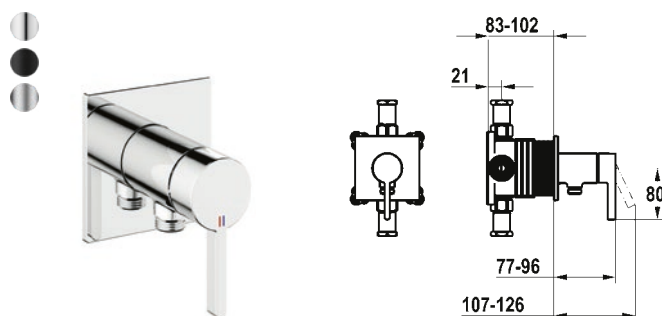
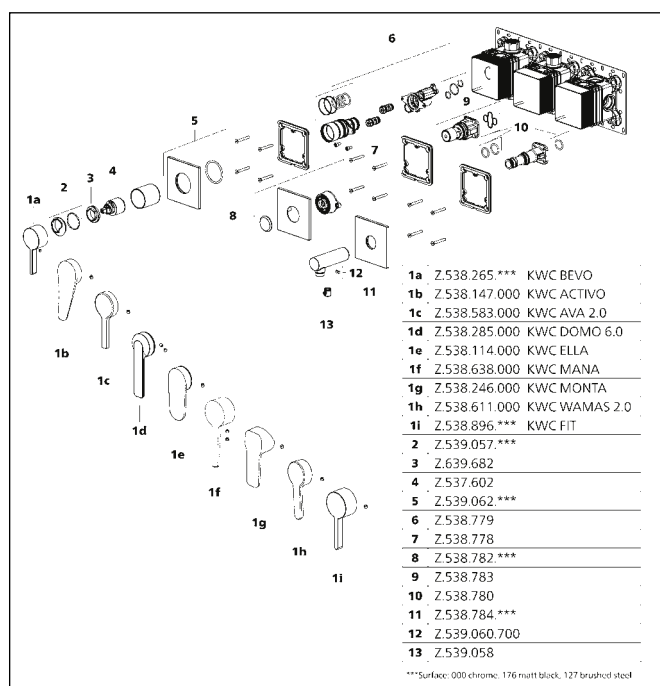
- Trim kit with function unit KWC HOMEBOX
  - Outflow
    - with integrated hose connection
    - above or below for the second consumer with CHOICE diverter without automatic reset
  - KWC cartridge M 35-S HF
    - with ceramic discs
    - flow rate and temperature continuously variable
  - Scope of delivery:
    - Lever mixer unit
    - Diverter unit
    - Hose connection unit
    - Fastening of the cover plate without screws
  - To be ordered separately:
    - Unit for concealed installation KWC HOMEBOX
- Thermostatic/ lever mixer 2 consumers 39.006.261.931

Flow rate 19.2 l/min (3bar)

Acoustic group II

Spray outlet: Flow rate 15.2 l/min (3bar)

Spray outlet: Acoustic group I



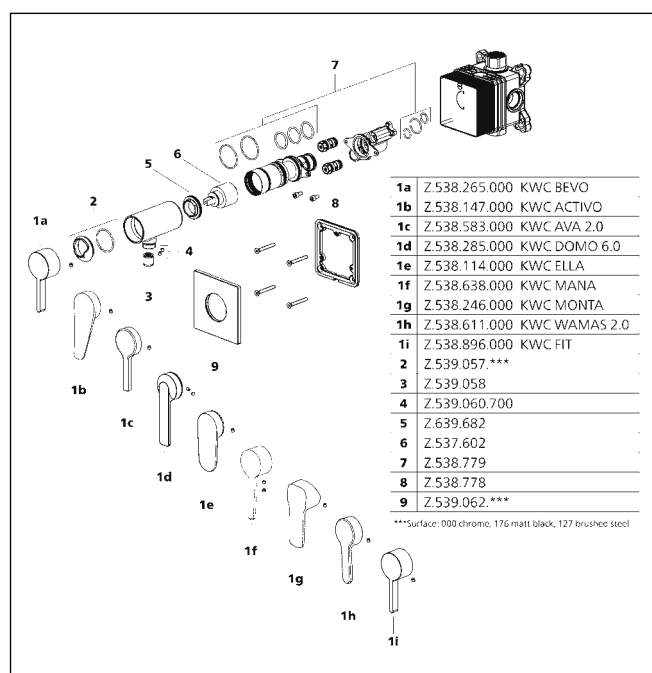
SAP Number	Article Number
chromeline, trim kit, with safety device DIN EN 1717 <b>125291</b>	21.424.550.000
matt black, trim kit, with safety device DIN EN 1717 <b>3600008121</b>	21.424.550.176 <b>NEW</b>
brushed steel, trim kit, with safety device DIN EN 1717 <b>3600008122</b>	21.424.550.177 <b>NEW</b>

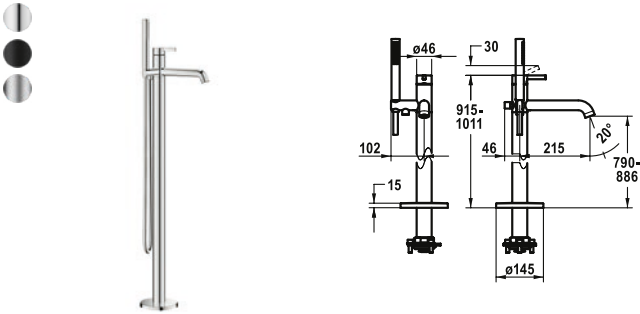
### Trim kit, with safety device DIN EN 1717 – Lever mixer – Shower

- Trim kit with function unit KWC HOMEBOX
  - Outflow
    - with integrated hose connection
  - KWC cartridge M 35-S HF
    - with ceramic discs
    - flow rate and temperature continuously variable
  - Scope of delivery:
    - Lever mixer unit – with integrated hose connection
    - Fastening of the cover plate without screws
  - To be ordered separately:
    - Unit for concealed installation KWC HOMEBOX
- Lever mixer 1 Consumers 39.006.251.931

Flow rate 16 l/min (3bar)

Acoustic group I





SAP Number	Article Number
chromeline, A 215, with hand shower and hose <b>124791</b>	20.421.093.000
matt black, A 215, with hand shower and hose <b>125030</b>	20.421.093.176
brushed steel, A 215, with hand shower and hose <b>125057</b>	20.421.093.177

#### BEVO Lever mixer – Tub

- For freestanding tub
- Integrated check valve in the hose outlet
- with shower holder
- Fixed spout
  - Neoperl® SLIM®
- KWC cartridge M 35 OP
  - with ceramic discs
  - flow rate and temperature continuously variable
  - temperature limitation

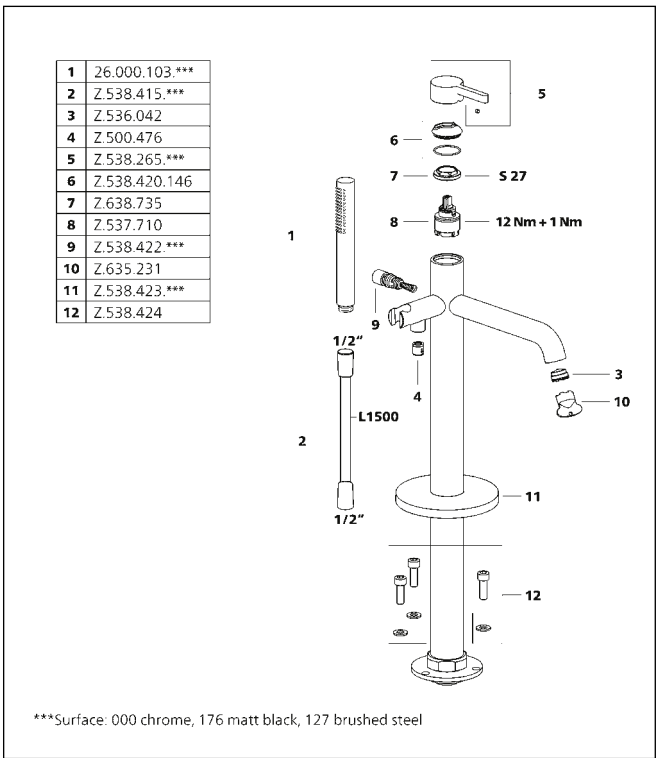
- Scope of delivery:
  - Hand shower KWC FIT-X slim 26.000.103.000
  - Shower hose 1500 mm, metal Z.538.415.000
- To be ordered separately:
  - Unit for concealed installation 39.000.602.931

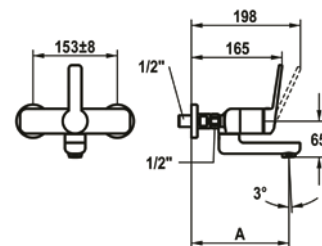
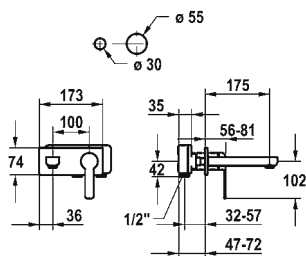
Flow rate 21 l/min (3 bar)

Acoustic group II

Spray outlet: Flow rate 12 l/min (3bar)

Spray outlet: Acoustic group I





## SAP Number Article Number

chromeline, A 175, Trim kit  
**124584** 11.662.033.000

chromeline, A 225, Trim kit  
**124585** 11.662.034.000

## DOMO 6.0 Trim kit – Lever mixer – Basin

- Trim kit Lever mixer
- EcoProtect – water-saving device
- Fixed spout
- Neoperl® Cascade® SLC
- OptimalSpace – ample space for washing or working
- KWC cartridge M 35 H
- with ceramic discs
- flow rate and temperature continuously variable
- To be ordered separately:
- Unit for concealed installation 1/2" 39.001.401.931
- To be ordered separately (optional or if necessary):
- Extension set 20 mm Z.536.333



## SAP Number Article Number

chromeline, 153±8 mm, A 175  
**124895** 11.662.202.000

chromeline, 153±8 mm, A 225  
**124896** 11.662.203.000

## DOMO 6.0 Lever mixer – Basin

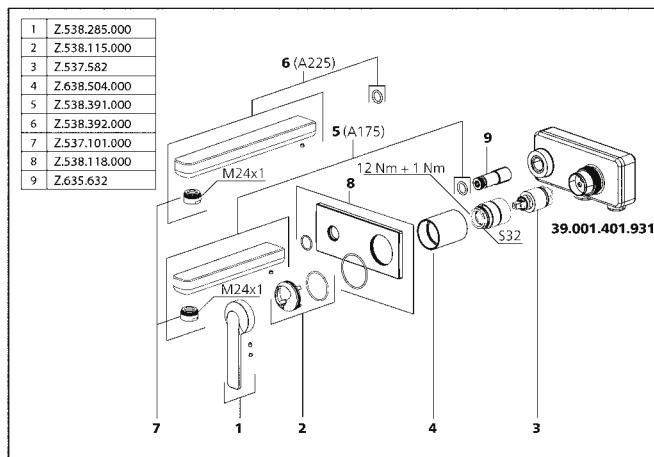
- EcoProtect – water-saving device
- Swivel spout 90°
- adjustable with screw
- Neoperl® Cascade® SLC
- OptimalSpace – ample space for washing or working
- KWC cartridge M 35 OP
- with ceramic discs
- flow rate and temperature continuously variable
- temperature limitation
- Wall connections 1/2" x 1/2",
- without shut-off valve L 40 eccentric 4 mm

Flow rate 4 l/min (3 bar)

Acoustic group I

Flow rate 5 l/min (3 bar)

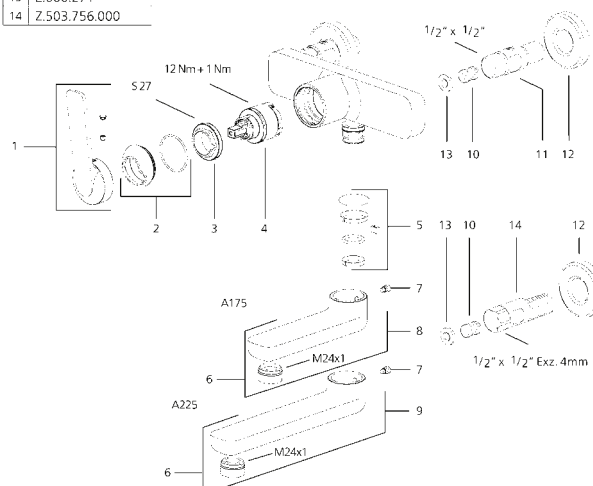
Acoustic group I

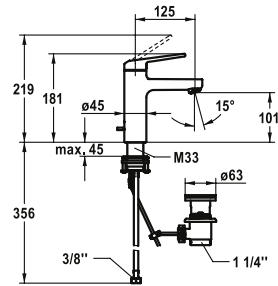


Z.536.333  
20mm  
(optional)



1	Z.538.301.000
2	Z.538.298.000
3	Z.638.735
4	Z.537.710
5	Z.200.276
6	Z.537.101.000
7	Z.605.15.700
8	Z.538.302.000
9	Z.538.303.000
10	Z.534.811
11	Z.503.685.000
12	Z.635.874.000
13	Z.600.271
14	Z.503.756.000





<b>SAP Number</b>	<b>Article Number</b>
-------------------	-----------------------

chromeline, A 125, flexible connection hoses,  
with pop-up valve

124546 12.668.041.000FL

chromeline, A 125, flexible connection hoses,  
without pop-up valve

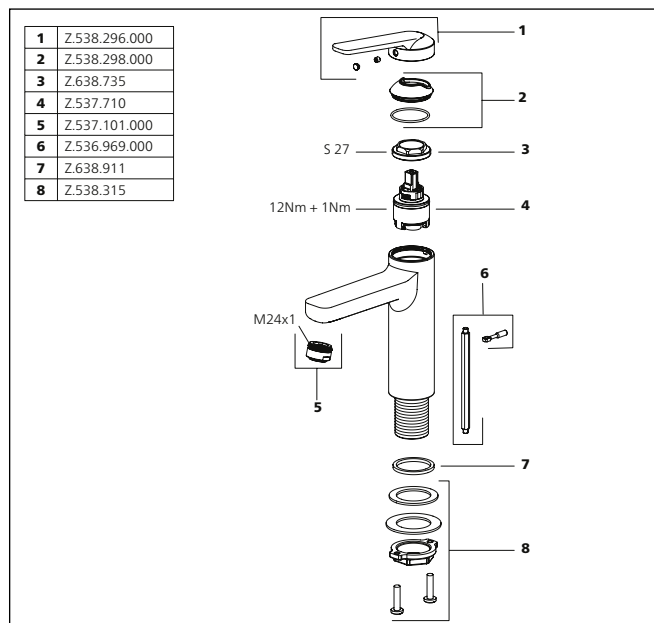
124547 12.668.051.000FL

### DOMO 6.0 Lever mixer – Basin

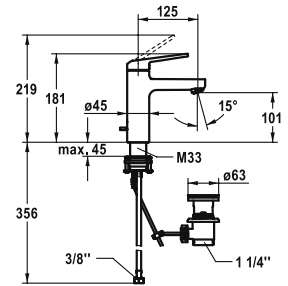
- EcoProtect – water-saving device
- Fixed spout
  - Neoperl® Cascade® SLC
- KWC cartridge M 35 OP
  - with ceramic discs
  - flow rate and temperature continuously variable
  - temperature limitation
- Flexible connection hoses 3/8"
- QuickInstallation
  - Fastening via threaded connection with locking screws
- Mounting hole size ø35 mm
- Scope of delivery:
  - KWC pop-up valve Z.538.581.000

Flow rate 4 l/min (3 bar)

Acoustic group I



### Faucets for the bathroom



<b>SAP Number</b>	<b>Article Number</b>
-------------------	-----------------------

chromeline, A 125, flexible connection hoses,  
with pop-up valve

**124548** 12.668.031.000FL

chromeline, A 125, flexible connection hoses,  
without pop-up valve

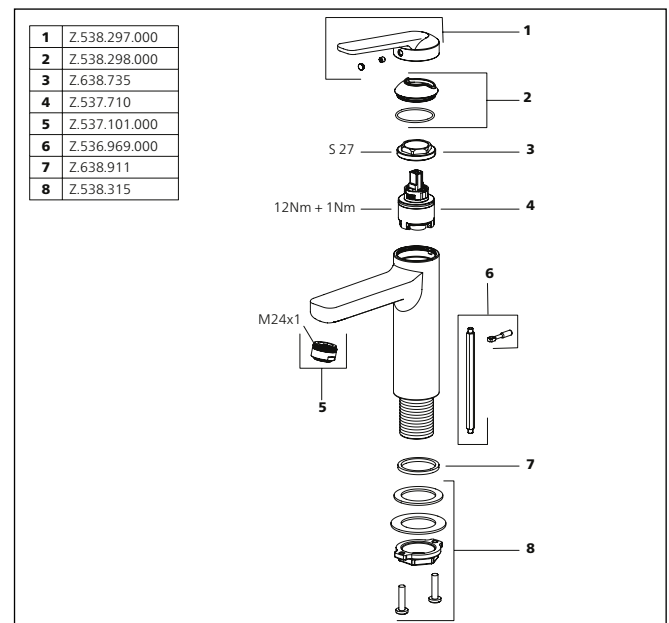
**124549** 12.668.071.000FL

### DOMO 6.0 Lever mixer – Basin – CoolFix

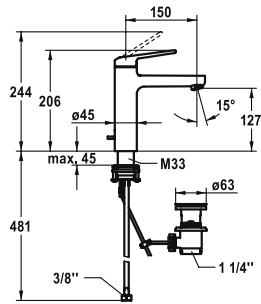
- CoolFix – Cold water flow with a centered lever
- EcoProtect – water-saving device
- Fixed spout
  - Neoperl® Cascade® SLC
- KWC cartridge M 35 OP
  - with ceramic discs
  - flow rate and temperature continuously variable
  - temperature limitation
- Flexible connection hoses ¾"
- QuickInstallation
  - Fastening via threaded connection with locking screws
- Mounting hole size ø35 mm
- Scope of delivery:
  - KWC pop-up valve Z.538.581.000

Flow rate 4 l/min (3 bar)

Acoustic group I



For an overview of KWC technologies, see page 2



<b>SAP Number</b>	<b>Article Number</b>
-------------------	-----------------------

chromeline, A 150, flexible connection hoses,  
with pop-up valve

124552 12.668.042.000FL

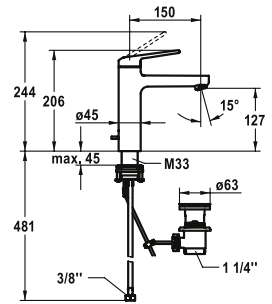
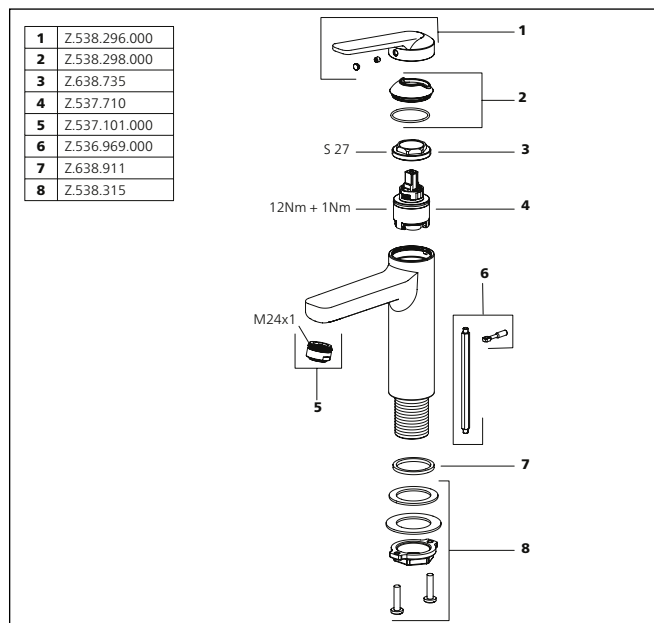
chromeline, A 150, flexible connection hoses,  
without pop-up valve

124553 12.668.052.000FL

### DOMO 6.0 Lever mixer – Basin

- EcoProtect – water-saving device
- Fixed spout
  - Neoperl® Cascade® SLC
- OptimalSpace – ample space for washing or working
- KWC cartridge M 35 OP
  - with ceramic discs
  - flow rate and temperature continuously variable
  - temperature limitation
- Flexible connection hoses ¾"
- QuickInstallation
  - Fastening via threaded connection with locking screws
- Mounting hole size ø35 mm
- Scope of delivery:
  - KWC pop-up valve Z.538.581.000

Flow rate 4 l/min (3 bar)  
Acoustic group I



<b>SAP Number</b>	<b>Article Number</b>
-------------------	-----------------------

chromeline, A 150, flexible connection hoses,  
with pop-up valve

124554 12.668.032.000FL

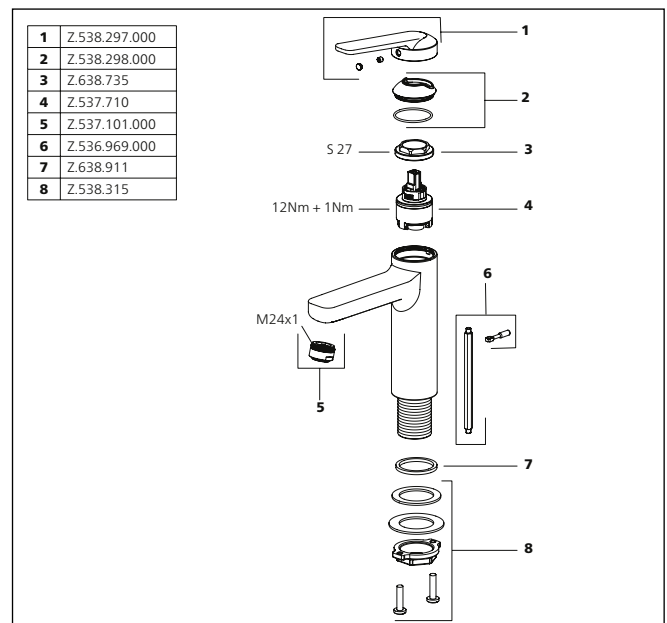
chromeline, A 150, flexible connection hoses,  
without pop-up valve

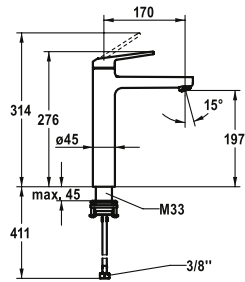
**124555** 12.668.072.000FL

## DOMO 6.0 Lever mixer – Basin – CoolFix

- CoolFix – Cold water flow with a centered lever
- EcoProtect – water-saving device
- Fixed spout
  - Neoperl® Cascade® SLC
- OptimalSpace – ample space for washing or working
- KWC cartridge M 35 OP
  - with ceramic discs
  - flow rate and temperature continuously variable
  - temperature limitation
- Flexible connection hoses ¾"
- QuickInstallation
  - Fastening via threaded connection with locking screws
- Mounting hole size ø35 mm
- Scope of delivery:
  - KWC pop-up valve Z.538.581.000

Flow rate 4 l/min (3 bar)  
Acoustic group I





<b>SAP Number</b>	<b>Article Number</b>
-------------------	-----------------------

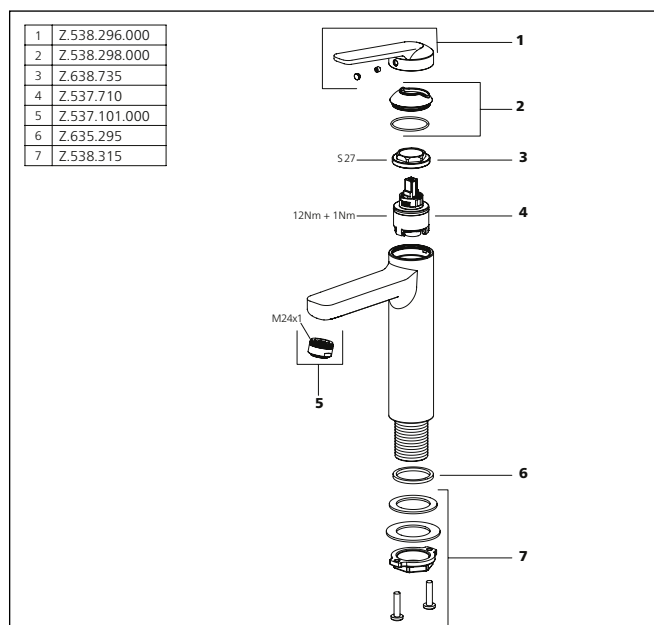
chromeline, A 170, flexible connection hoses,  
without pop-up valve

124567 12.668.373.000FL

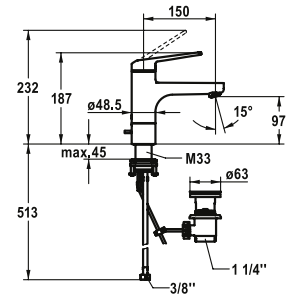
### DOMO 6.0 Lever mixer – Basin

- For top-mounted basins
- EcoProtect – water-saving device
- Fixed spout
  - Neoperl® Cascade® SLC
- OptimalSpace – ample space for washing or working
- KWC cartridge M 35 OP
  - with ceramic discs
  - flow rate and temperature continuously variable
  - temperature limitation
- Flexible connection hoses ¾"
- QuickInstallation
  - Fastening via threaded connection with locking screws
- Mounting hole size ø35 mm

Flow rate 4 l/min (3 bar)  
Acoustic group I



### Faucets for the bathroom



<b>SAP Number</b>	<b>Article Number</b>
-------------------	-----------------------

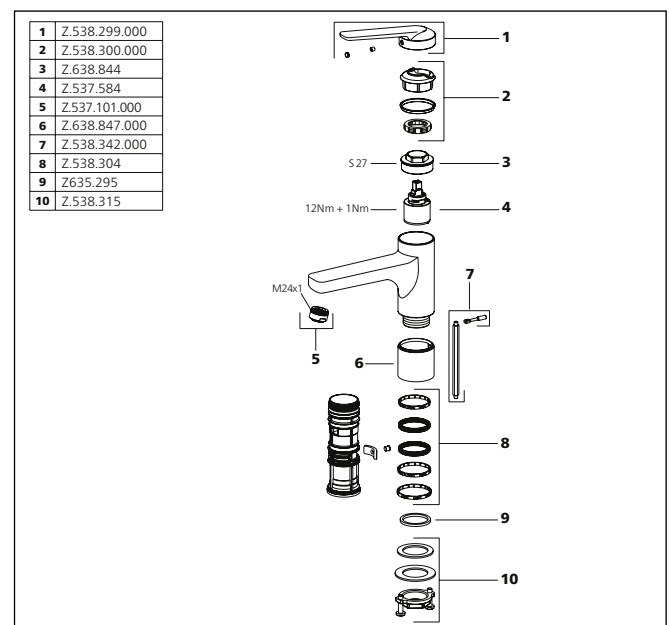
chromeline, A 150, flexible connection hoses,  
with pop-up valve

**124561** 12.668.011.000FL

### DOMO 6.0 Lever mixer – Basin

- EcoProtect – water-saving device
- Swivel spout 90°
  - Neoperl® Cascade® SLC
- OptimalSpace – ample space for washing or working
- KWC cartridge M 35 S
  - with ceramic discs
  - flow rate and temperature continuously variable
  - temperature limitation
- Flexible connection hoses ¾"
- QuickInstallation
  - Fastening via threaded connection with locking screws
- Mounting hole size ø35 mm
- Scope of delivery:
  - KWC pop-up valve Z.538.581.000

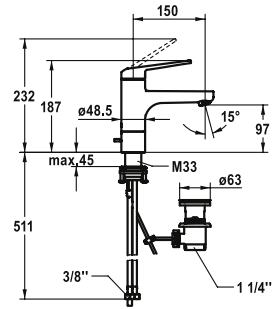
Flow rate 5 l/min (3 bar)  
Acoustic group I



For an overview of KWC technologies, see page 2

137





<b>SAP Number</b>	<b>Article Number</b>
-------------------	-----------------------

chromeline, A 150, flexible connection hoses,  
with pop-up valve

124564 12.665.011.000FL

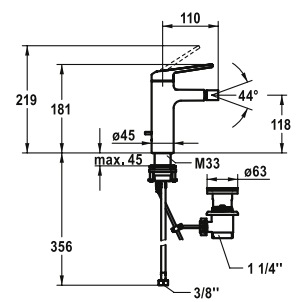
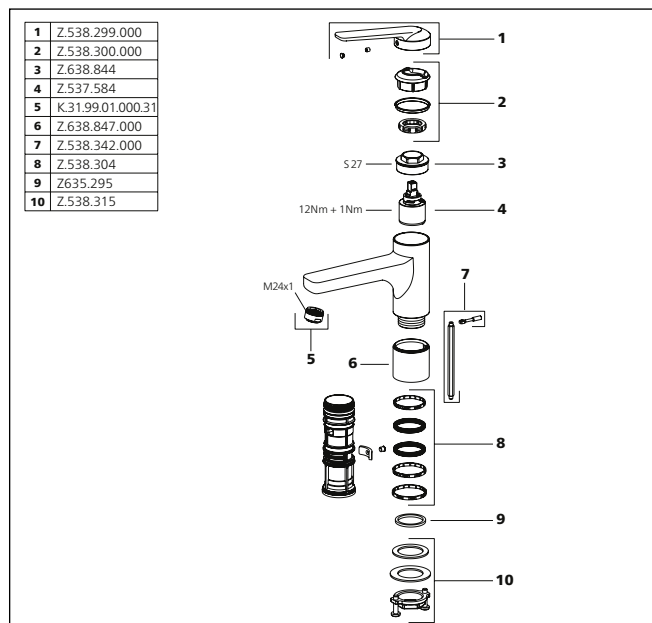
chromeline, A 150, flexible connection hoses,  
without pop-up valve

124565 12.665.021.000FL

**DOMO 6.0 Lever mixer – Basin – Low pressure**

- EcoProtect – water-saving device
- Swivel spout 90°
  - Jet regulator
- OptimalSpace – ample space for washing or working
- KWC cartridge M 35 S
  - with ceramic discs
  - flow rate and temperature continuously variable
  - temperature limitation
- Flexible connection hoses ¾"
- QuickInstallation
  - Fastening via threaded connection with locking screws
- Mounting hole size ø35 mm
- Scope of delivery:
  - KWC pop-up valve Z.538.581.000

Flow rate 4,8l/min(3bar)  
Acoustic group I



<b>SAP Number</b>	<b>Article Number</b>
-------------------	-----------------------

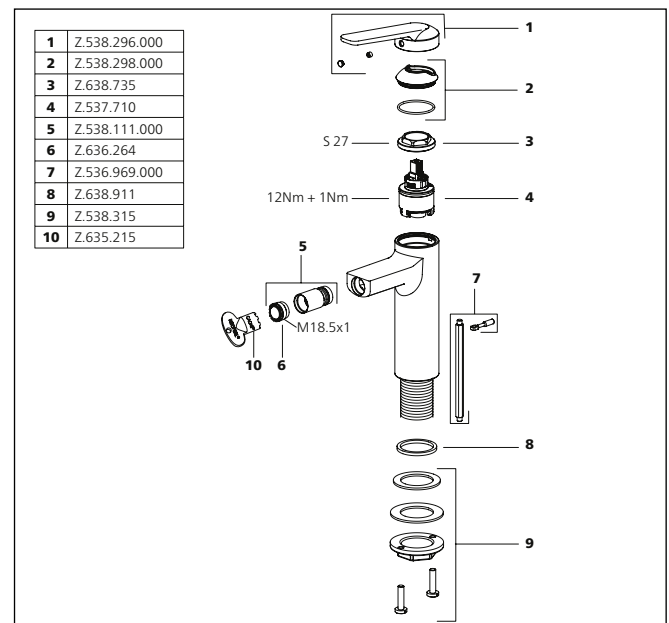
chromeline, A 110, flexible connection hoses,  
with pop-up valve

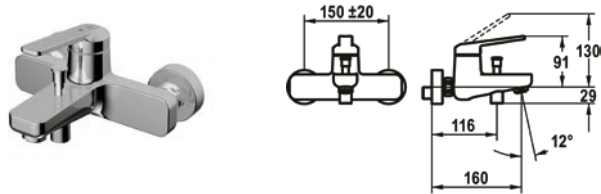
**124569** 13.661.041.000FL

**DOMO 6.0 Lever mixer – Bidet**

- EcoProtect – water-saving device
- Fixed spout
  - ball joint aerator Neoperl® Caché®
- KWC cartridge M 35 OP
  - with ceramic discs
  - flow rate and temperature continuously variable
  - temperature limitation
- Flexible connection hoses ¾"
- QuickInstallation
  - Fastening via threaded connection with locking screws
- Mounting hole size ø35 mm
- Scope of delivery:
  - KWC pop-up valve Z.538.581.000

Flow rate 4 l/min (3 bar)  
Acoustic group I

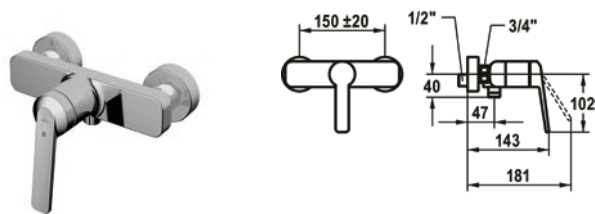




SAP Number	Article Number
chromeline, AD 150±20 mm, A 160, without hand shower, hose and bracket	
<b>124582</b>	20.662.333.000

**DOMO 6.0 Lever mixer – Tub**

- Diverter with automatic reset
- Intrinsically safe against backflow
- Fixed spout
  - Neoperl® Cascade® SLC
- KWC cartridge M 35 OP
  - with ceramic discs
  - flow rate and temperature continuously variable
  - temperature limitation
- Wall connections 1/2" x 3/4", without shut-off valve eccentric 10 mm



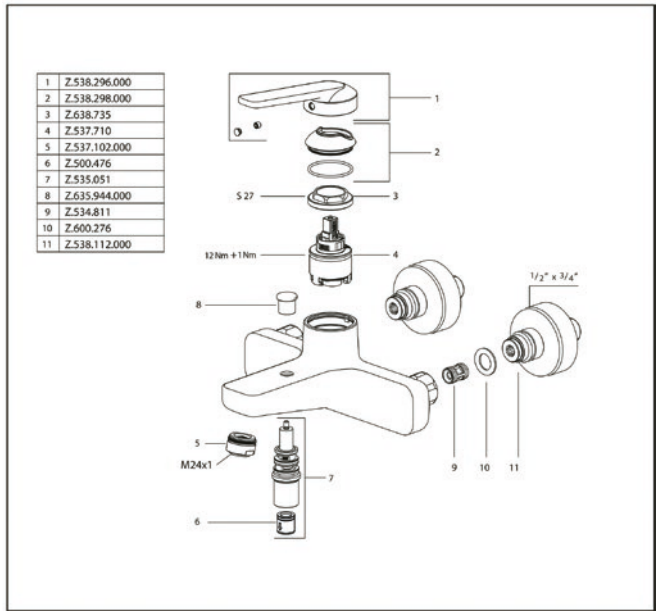
SAP Number	Article Number
chromeline, AD 150±20 mm, without hand shower and hose	
<b>124577</b>	21.662.330.000

**DOMO 6.0 Lever mixer – Shower**

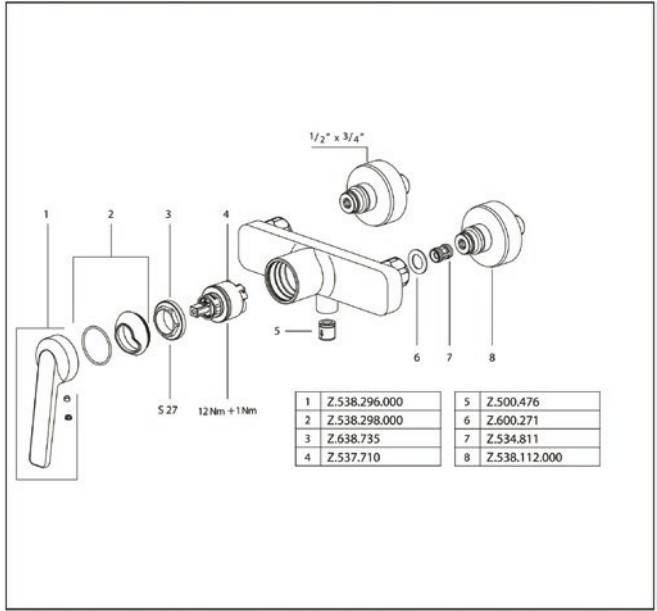
- Intrinsically safe against backflow
- KWC cartridge M 35 OP
  - with ceramic discs
  - flow rate and temperature continuously variable
  - temperature limitation
- Wall connections 1/2" x 3/4", without shut-off valve eccentric 10 mm

Flow rate 20 l/min (3 bar)  
Acoustic group II  
Spray outlet: Flow rate 12 l/min (3bar)  
Spray outlet: Acoustic group I

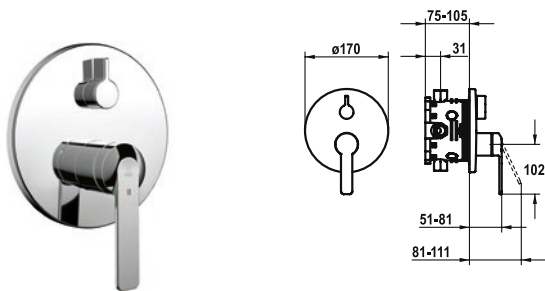
Spray outlet: Flow rate 12 l/min (3bar)  
Spray outlet: Acoustic group I



Faucets for the bathroom



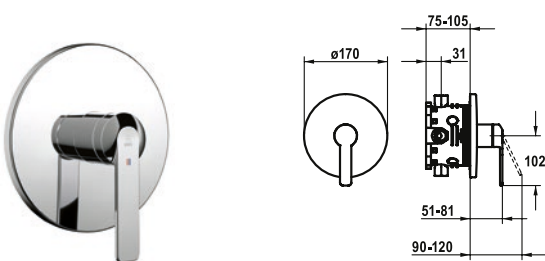
For an overview of KWC technologies, see page 2



SAP Number	Article Number
chromeline, Trim kit	
<b>124588</b>	20.664.500.000
chromeline, Trim kit, with vacuum breaker	
<b>124589</b>	20.664.510.000

**DOMO 6.0 Trim kit – Lever mixer – Tub**

- Trim kit with function unit
- Outflow top and below
- Turning handle for diverter
- KWC cartridge M 35 H
  - with ceramic discs
  - flow rate and temperature continuously variable
- Scope of delivery: - Function unit, lever, cap, sleeve, cover plate, holder for escutcheon, diverter
  - Fastening of the cover plate without screws
- To be ordered separately:
  - Unit for concealed installation KWC BLUEBOX®
    - ½", without shut-off valve, 39.999.900.931
    - ¾" (½"), with shut-off valve, 39.999.910.931

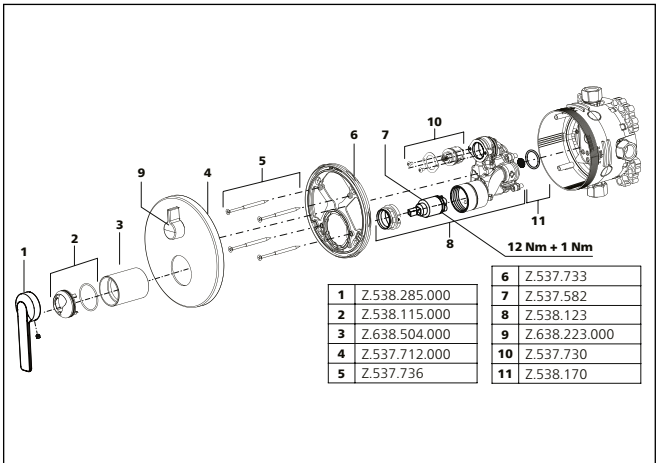


SAP Number	Article Number
chromeline, Trim kit	
<b>124587</b>	21.664.500.000

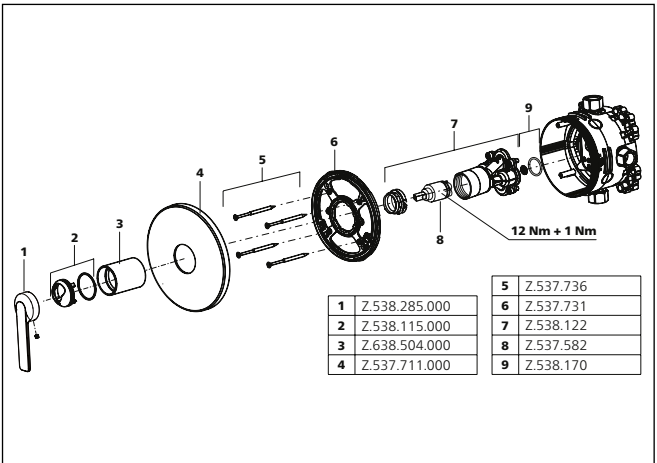
**DOMO 6.0 Trim kit – Lever mixer – Shower**

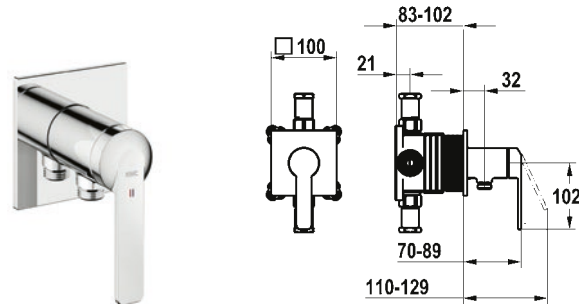
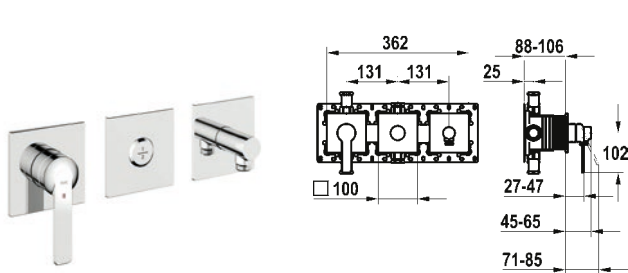
- Trim kit with function unit
- Outflow top or below
- KWC cartridge M 35 H
  - with ceramic discs
  - flow rate and temperature continuously variable
- Scope of delivery: - Function unit, lever, cap, sleeve, cover plate, holder for escutcheon
  - Fastening of the cover plate without screws
- To be ordered separately:
  - Unit for concealed installation KWC BLUEBOX®
    - ½", without shut-off valve, 39.999.900.931
    - ¾" (½"), with shut-off valve, 39.999.910.931

Flow rate 19 l/min (3 bar)  
Acoustic group I



Flow rate 19 l/min (3 bar)  
Acoustic group I





SAP Number	Article Number
chromeline, trim kit, with safety device DIN EN 1717	
<b>125294</b>	20.664.550.000

**Trim kit, with safety device DIN 1717 – Lever mixer – Tub**

- Trim kit with function unit KWC HOMEBOX
  - Outflow
    - with integrated hose connection
    - above or below the second consumer with CHOICE diverter without automatic reset
  - KWC cartridge M 35-S HF
    - with ceramic discs
    - flow rate and temperature continuously variable
  - Scope of delivery:
    - Lever mixer unit
    - Diverter unit
    - Hose connection unit
    - Fastening of the cover plate without screws
  - To be ordered separately:
    - Unit for concealed installation KWC HOMEBOX
- Thermostatic/ lever mixer 2 consumers 39.006.261.931

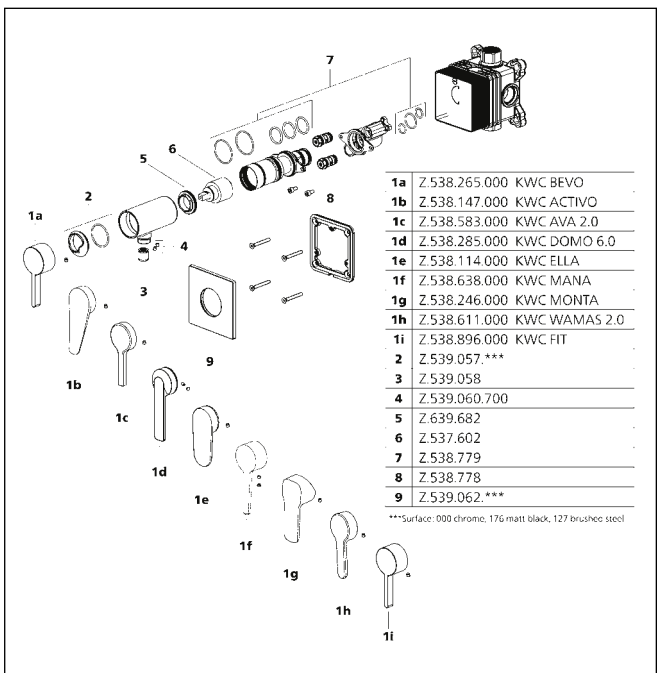
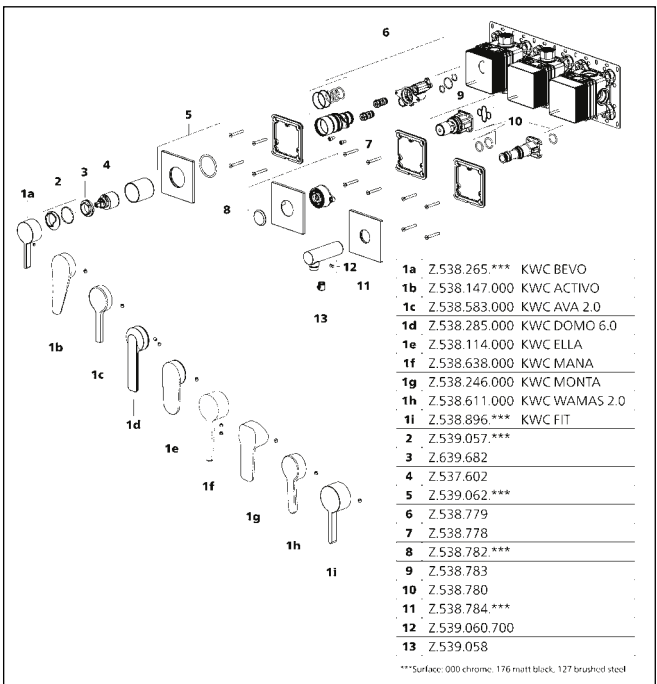
SAP Number	Article Number
chromeline, trim kit, with safety device DIN EN 1717	
<b>125290</b>	21.664.550.000

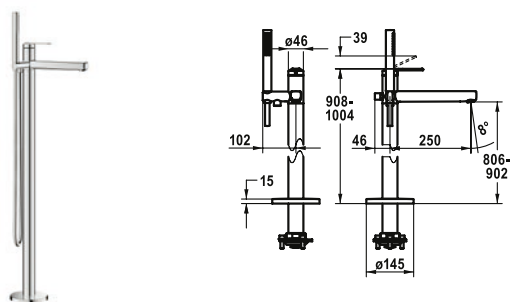
**Trim kit, with safety device DIN 1717 – Lever mixer – Shower**

- Trim kit with function unit KWC HOMEBOX
  - Outflow
    - with integrated hose connection
  - KWC cartridge M 35-S HF
    - with ceramic discs
    - flow rate and temperature continuously variable
  - Scope of delivery:
    - Lever mixer unit – with integrated hose connection
    - Fastening of the cover plate without screws
  - To be ordered separately:
    - Unit for concealed installation KWC HOMEBOX
- Lever mixer 1 Consumers 39.006.251.931

Flow rate 19.2 l/min (3bar)  
Acoustic group II  
Spray outlet: Flow rate 15.2 l/min (3bar)  
Spray outlet: Acoustic group I

Flow rate 16 l/min (3bar)  
Acoustic group I





## SAP Number Article Number

chromeline, A 250, with hand shower and hose

**124792** 20.661.094.000

## DOMO 6.0 Lever mixer – Tub

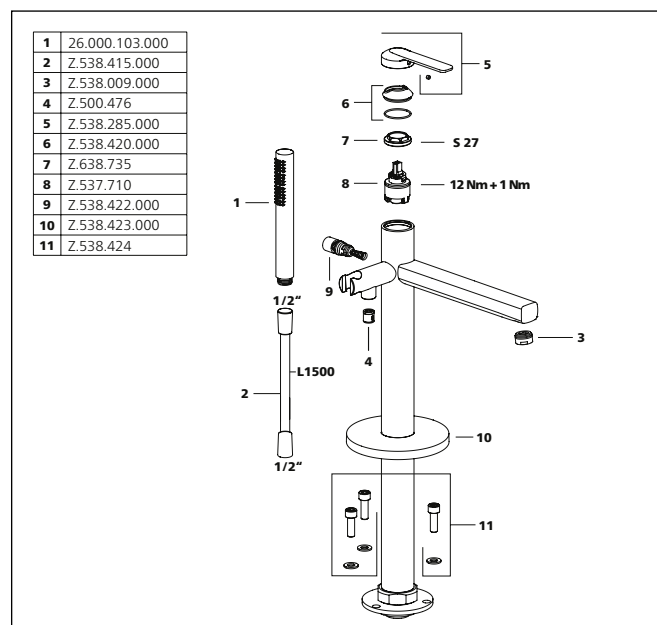
- For freestanding tub
- Integrated check valve in the hose outlet
- with shower holder
- Fixed spout
  - Neoperl® Perlator® laminar
- KWC cartridge M 35 OP
  - with ceramic discs
  - flow rate and temperature continuously variable
  - temperature limitation
- Scope of delivery:
  - Hand shower KWC FIT-X slim 26.000.103.000
  - Shower hose 1500 mm, metal Z.538.415.000
- To be ordered separately:
  - Unit for concealed installation 39.000.602.931

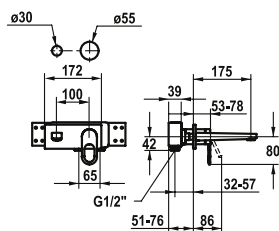
Flow rate 21 l/min (3 bar)

Acoustic group II

Spray outlet: Flow rate 12 l/min (3bar)

Spray outlet: Acoustic group I



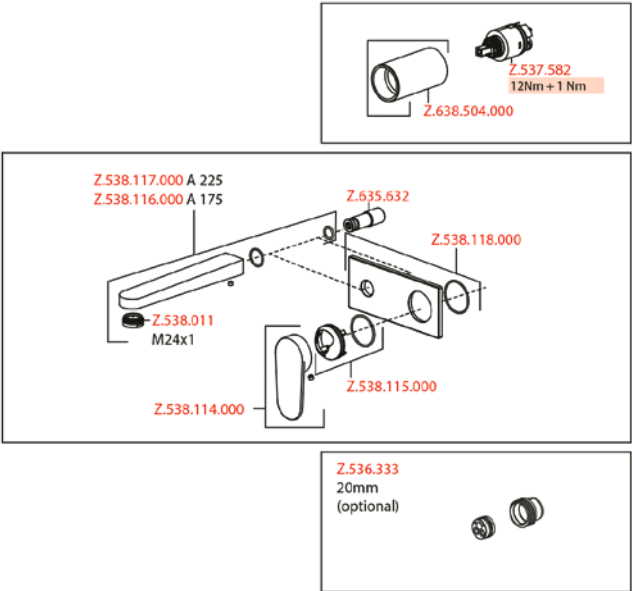


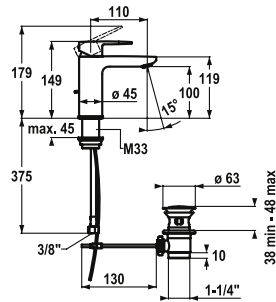
SAP Number	Article Number
chromeline, A 175, Trim kit	
<b>124290</b>	11.382.033.000
chromeline, A 225, Trim kit	
<b>124291</b>	11.382.034.000

**ELLA Trim kit – Lever mixer – Basin**

- Fixed spout
  - Neoperl® Perlator® Shorty
- OptimalSpace – ample space for washing or working
- KWC cartridge M 35 H
  - with ceramic discs
  - flow rate and temperature continuously variable
- To be ordered separately:
  - Unit for concealed installation ½" 39.001.401.931
- To be ordered separately (optional or if necessary):
  - Extension set 20 mm Z.536.333

Flow rate 5 l/min (3 bar)  
Acoustic group I



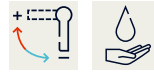
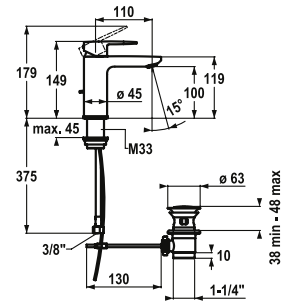
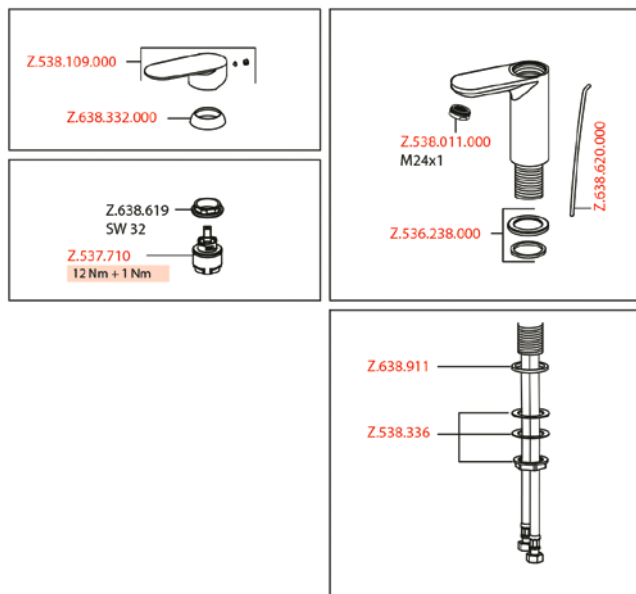


SAP Number	Article Number
chromeline, A 110, flexible connection hoses, with pop-up valve <b>124292</b>	12.381.041.000FL
chromeline, A 110, flexible connection hoses, without pop-up valve <b>124293</b>	12.381.051.000FL

### ELLA Lever mixer – Basin

- EcoProtect – water-saving device
- Fixed spout
  - Neoperl® Perlator® Shorty
- KWC cartridge M 35 OP
  - with ceramic discs
  - flow rate and temperature continuously variable
  - temperature limitation
- Flexible connection hoses  $\frac{3}{8}$ "
- Fastening by means of threaded sleeve M33 x 1.5
- Mounting hole size  $\varnothing 35$  mm

Flow rate 5 l/min (3 bar)  
Acoustic group I

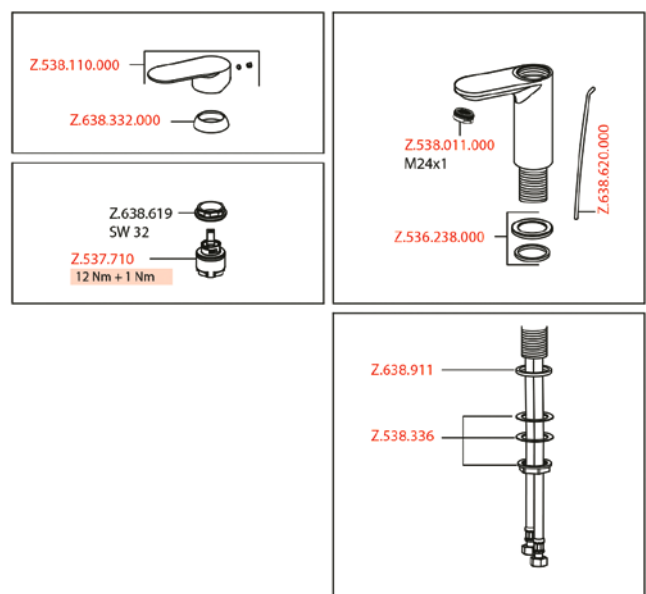


SAP Number	Article Number
chromeline, A 110, flexible connection hoses, with pop-up valve <b>124294</b>	12.381.031.000FL
chromeline, A 110, flexible connection hoses, without pop-up valve <b>124295</b>	12.381.071.000FL

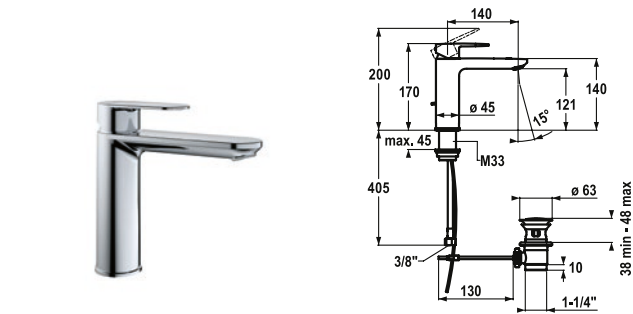
### ELLA Lever mixer – Basin – CoolFix

- CoolFix – Cold water flow with a centered lever
- EcoProtect – water-saving device
- Fixed spout
  - Neoperl® Perlator® Shorty
- KWC cartridge M 35 OP
  - with ceramic discs
  - flow rate and temperature continuously variable
  - temperature limitation
- Flexible connection hoses  $\frac{3}{8}$ "
- Fastening by means of threaded sleeve M33 x 1.5
- Mounting hole size  $\varnothing 35$  mm

Flow rate 5 l/min (3 bar)  
Acoustic group I





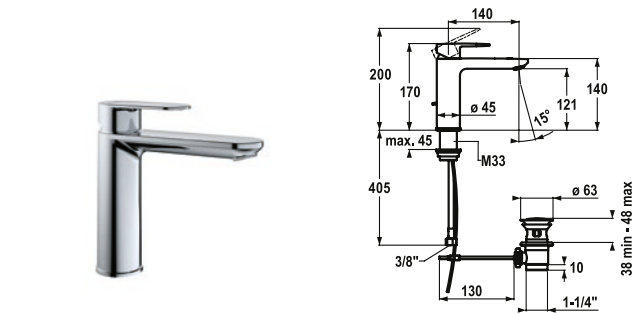
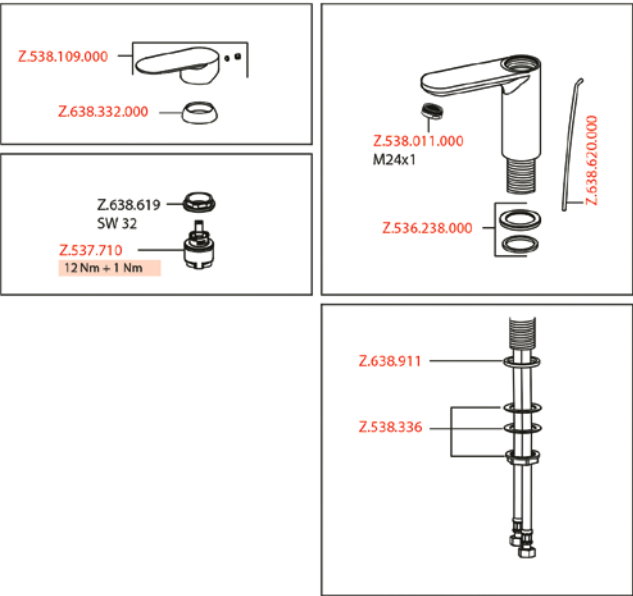


SAP Number	Article Number
chromeline, A 140, flexible connection hoses, with pop-up valve <b>124642</b>	12.381.043.000FL
chromeline, A 140, flexible connection hoses, without pop-up valve <b>124643</b>	12.381.053.000FL

**ELLA Lever mixer – Basin**

- EcoProtect – water-saving device
- Fixed spout
  - Neoperl® Perlator® Shorty
- OptimalSpace – ample space for washing or working
- KWC cartridge M 35 OP
  - with ceramic discs
  - flow rate and temperature continuously variable
  - temperature limitation
- Flexible connection hoses 3/8"
- Fastening by means of threaded sleeve M33 x 1.5
- Mounting hole size 35 mm

Flow rate 5 l/min (3 bar)  
Acoustic group I

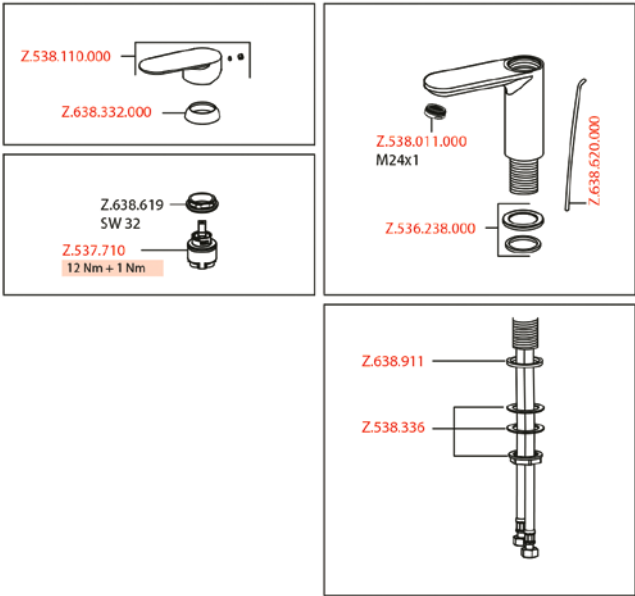


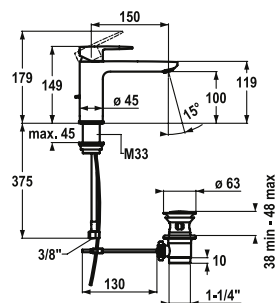
SAP Number	Article Number
chromeline, A 140, flexible connection hoses, with pop-up valve <b>124644</b>	12.381.033.000FL
chromeline, A 140, flexible connection hoses, without pop-up valve <b>124645</b>	12.381.073.000FL

**ELLA Lever mixer – Basin – CoolFix**

- CoolFix – Cold water flow with a centered lever
- EcoProtect – water-saving device
- Fixed spout
  - Neoperl® Perlator® Shorty
- OptimalSpace – ample space for washing or working
- KWC cartridge M 35 OP
  - with ceramic discs
  - flow rate and temperature continuously variable
  - temperature limitation
- Flexible connection hoses 3/8"
- Fastening by means of threaded sleeve M33 x 1.5
- Mounting hole size 35 mm

Flow rate 5 l/min (3 bar)  
Acoustic group I





#### SAP Number Article Number

chromeline, A 150, flexible connection hoses,  
with pop-up valve

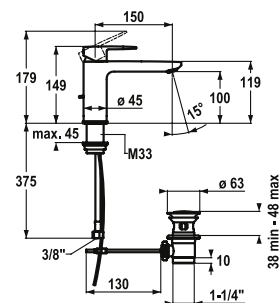
**124296** 12.381.042.000FL

chromeline, A 150, flexible connection hoses,  
without pop-up valve

**124297** 12.381.052.000FL

#### ELLA Lever mixer

- EcoProtect – water-saving device
- Fixed spout
  - Neoperl® Perlator® Shorty
- OptimalSpace – ample space for washing or working
- KWC cartridge M 35 OP
  - with ceramic discs
  - flow rate and temperature continuously variable
  - temperature limitation
- Flexible connection hoses 3/8"
- Fastening by means of threaded sleeve M33 x 1.5
- Mounting hole size ø35 mm



#### SAP Number Article Number

chromeline, A 150, flexible connection hoses,  
with pop-up valve

**124298** 12.381.032.000FL

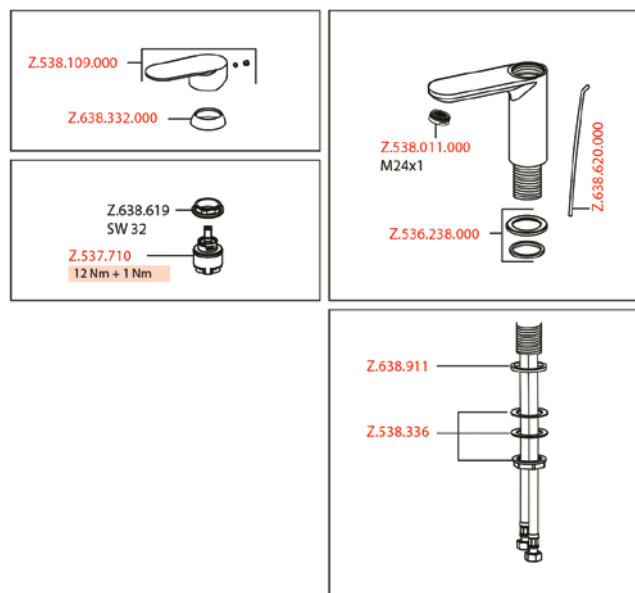
chromeline, A 150, flexible connection hoses,  
without pop-up valve

**124299** 12.381.072.000FL

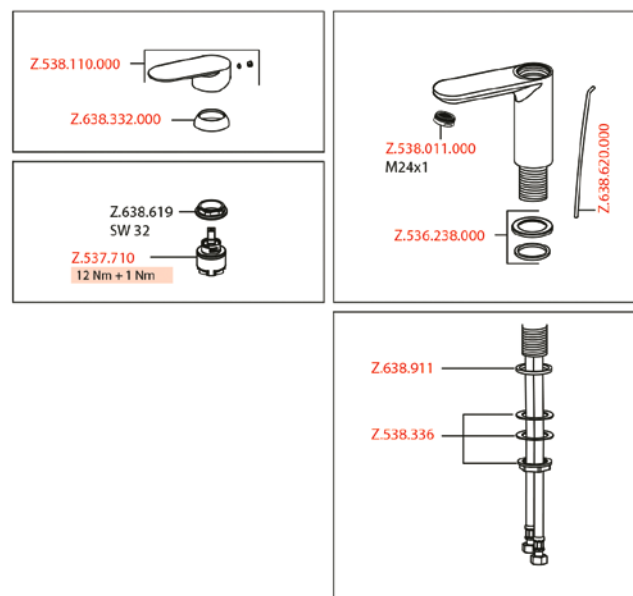
#### ELLA Lever mixer – Basin – CoolFix

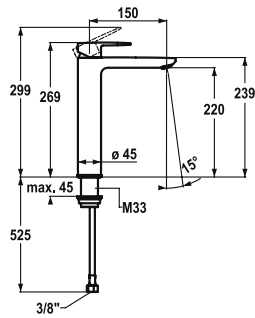
- CoolFix – Cold water flow with a centered lever
- EcoProtect – water-saving device
- Fixed spout
  - Neoperl® Perlator® Shorty
- OptimalSpace – ample space for washing or working
- KWC cartridge M 35 OP
  - with ceramic discs
  - flow rate and temperature continuously variable
  - temperature limitation
- Flexible connection hoses 3/8"
- Fastening by means of threaded sleeve M33 x 1.5
- Mounting hole size ø35 mm

Flow rate 5 l/min (3 bar)  
Acoustic group I



Flow rate 5 l/min (3 bar)  
Acoustic group I



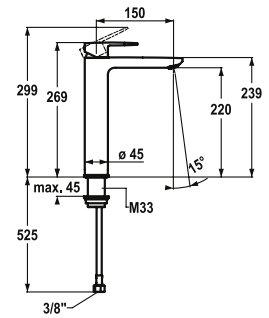


SAP Number Article Number

chromeline, A 150, flexible connection hoses,  
without pop-up valve  
**124300** 12.381.092.000FL

ELLA Lever mixer – Basin

- For top-mounted basins
- EcoProtect – water-saving device
- Fixed spout
  - Neoperl® Perlator® Shorty
- OptimalSpace – ample space for washing or working
- KWC cartridge M 35 OP
  - with ceramic discs
  - flow rate and temperature continuously variable
  - temperature limitation
- Flexible connection hoses 3/8"
- Fastening by means of threaded sleeve M33 x 1.5
- Mounting hole size ø35 mm



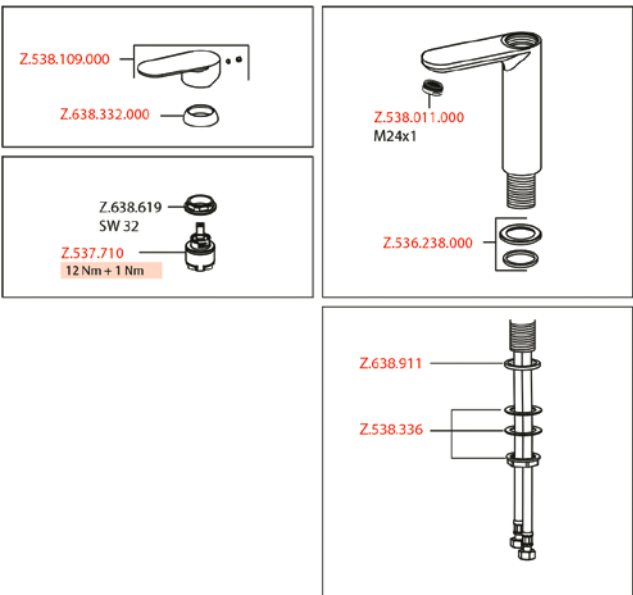
SAP Number Article Number

chromeline, A 150, flexible connection hoses,  
without pop-up valve  
**124301** 12.381.102.000FL

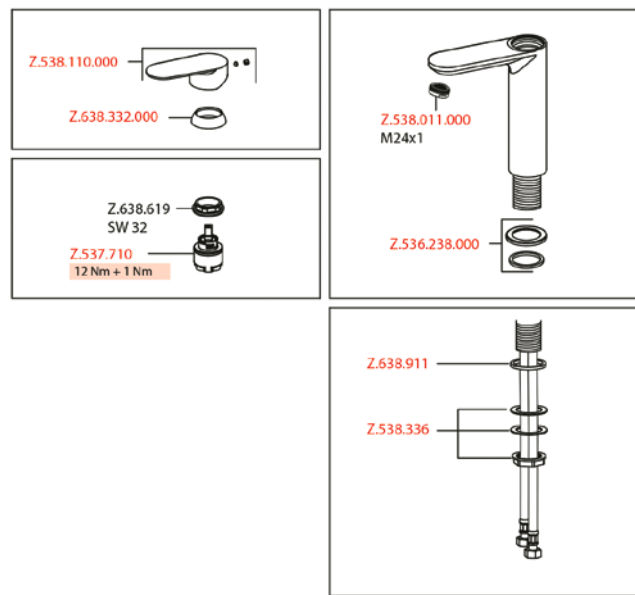
ELLA Lever mixer – Basin – CoolFix

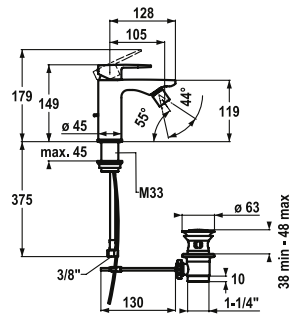
- For top-mounted basins
- CoolFix – Cold water flow with a centered lever
- EcoProtect – water-saving device
- Fixed spout
  - Neoperl® Perlator® Shorty
- OptimalSpace – ample space for washing or working
- KWC cartridge M 35 OP
  - with ceramic discs
  - flow rate and temperature continuously variable
  - temperature limitation
- Flexible connection hoses 3/8"
- Fastening by means of threaded sleeve M33 x 1.5
- Mounting hole size ø35 mm

Flow rate 5 l/min (3 bar)  
Acoustic group I



Flow rate 5 l/min (3 bar)  
Acoustic group I





SAP Number	Article Number
------------	----------------

chromeline, A 105, flexible connection hoses, with pop-up valve	
---	--

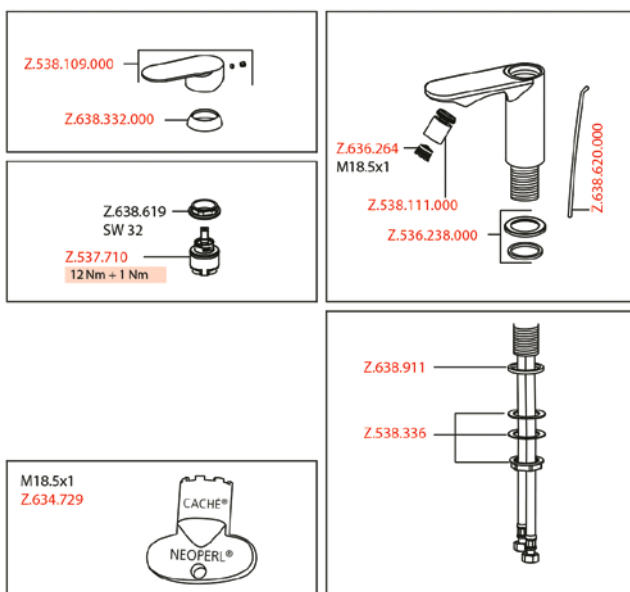
<b>124302</b>	13.381.041.000FL
---------------	------------------

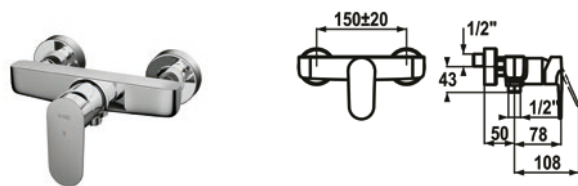
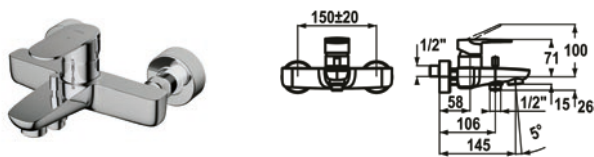
### ELLA Lever mixer – Bidet

- EcoProtect – water-saving device
- Fixed spout
  - ball joint aerator Neoperl® Cascade®
- KWC cartridge M 35 OP
  - with ceramic discs
  - flow rate and temperature continuously variable
  - temperature limitation
- Flexible connection hoses 3/8"
- Fastening by means of threaded sleeve M33 x 1.5
- Mounting hole size ø35 mm

Flow rate 4.5 l/min (3 bar)

Acoustic group I





SAP Number	Article Number
chromeline, AD 150±20 mm, A 145, without hand shower, hose and bracket	
<b>124362</b>	20.382.333.000

**ELLA Lever mixer – Tub**

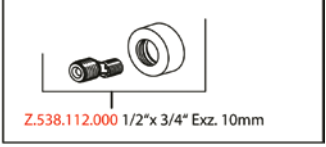
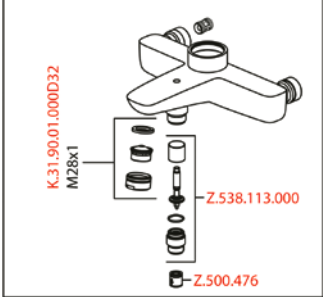
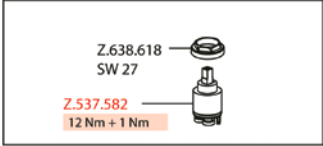
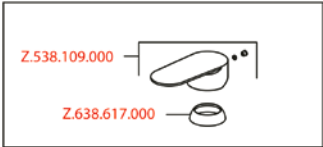
- Diverter with automatic reset
- Intrinsically safe against backflow
- Fixed spout
  - Neoperl® Cascade®
- KWC cartridge M 35 H
  - with ceramic discs
  - flow rate and temperature continuously variable
  - temperature limitation
- Wall connections 1/2" x 3/4", without shut-off valve eccentric 10 mm

SAP Number	Article Number
chromeline, AD 150±20 mm, without hand shower and hose	
<b>124359</b>	21.382.330.000

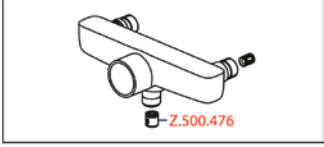
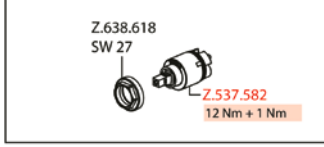
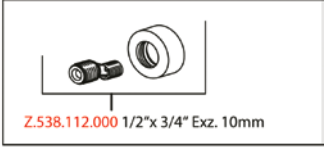
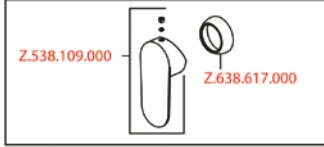
**ELLA Lever mixer – Shower**

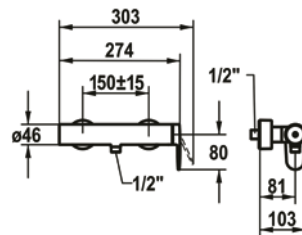
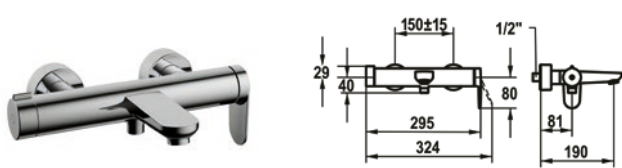
- Intrinsically safe against backflow
- KWC cartridge M 35 H
  - with ceramic discs
  - flow rate and temperature continuously variable
  - temperature limitation
- Wall connections 1/2" x 3/4", without shut-off valve eccentric 10 mm

Flow rate 20 l/min (3 bar)  
Acoustic group II  
Spray outlet: Flow rate 15 l/min (3bar)  
Spray outlet: Acoustic group I



Spray outlet: Flow rate 16 l/min (3bar)  
Spray outlet: Acoustic group II





SAP Number	Article Number
chromeline, AD 150±15 mm, A 190, without hand shower, hose and bracket	
<b>124308</b>	20.382.483.000

**ELLA Lever mixer – Tub**

- TouchProtect
  - anti-scald protection thanks to the “double skin” principle
- Turning handle for diverter
- Intrinsically safe against backflow
- Fixed spout
  - Neoperl® Cascade®
- KWC cartridge M 35-S HF
  - with ceramic discs
  - flow rate and temperature continuously variable
  - temperature limitation
- Concealed wall connections 1/2" x 3/4",  
without shut-off valve L 46 eccentric 7.5 mm

SAP Number	Article Number
chromeline, AD 150±15 mm, without hand shower and hose	
<b>124305</b>	21.382.480.000

**ELLA Lever mixer – Shower**

- TouchProtect
  - anti-scald protection thanks to the “double skin” principle
- Intrinsically safe against backflow
- KWC cartridge M 35-S HF
  - with ceramic discs
  - flow rate and temperature continuously variable
  - temperature limitation
- Concealed wall connections 1/2" x 3/4",  
without shut-off valve L 46 eccentric 7.5 mm

Flow rate 20 l/min (3 bar)

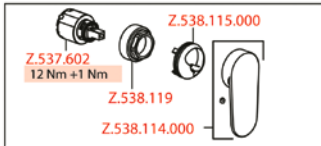
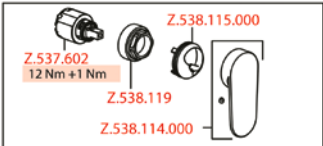
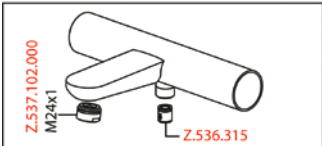
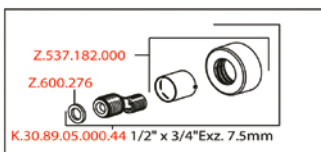
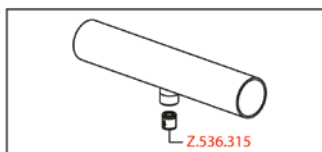
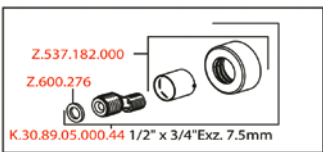
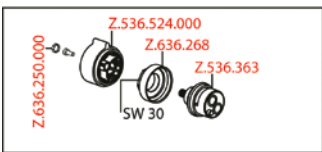
Acoustic group II

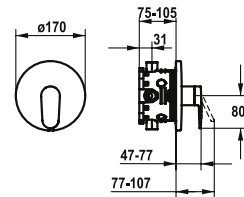
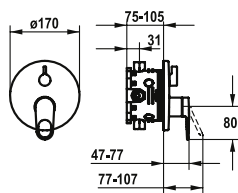
Spray outlet: Flow rate 12 l/min (3bar)

Spray outlet: Acoustic group I

Spray outlet: Flow rate 12 l/min (3bar)

Spray outlet: Acoustic group I





SAP Number	Article Number
chromeline, Trim kit <b>124317</b>	20.384.502.000
chromeline, Trim kit, with vacuum breaker <b>124318</b>	20.384.512.000

**ELLA Trim kit with function unit**

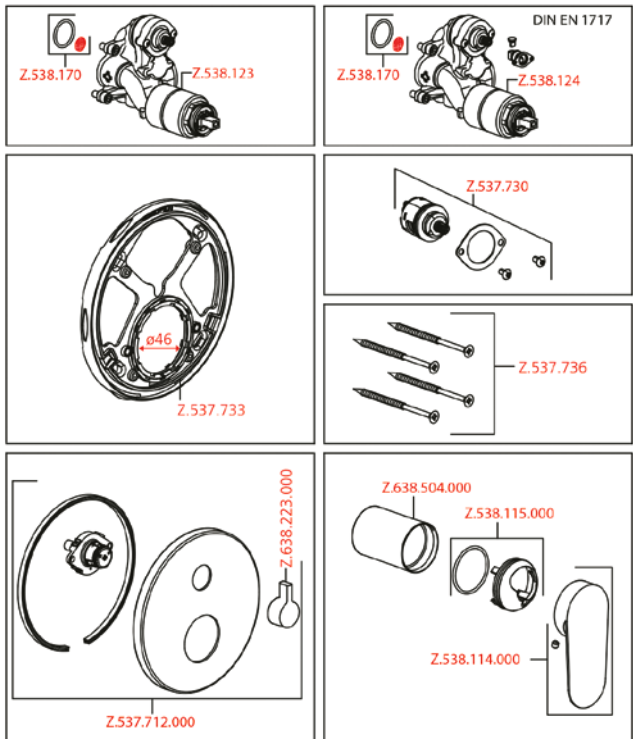
- Trim kit with function unit
- Outflow top and below
- Turning handle for diverter
- KWC cartridge M 35 H
  - with ceramic discs
  - flow rate and temperature continuously variable
- Scope of delivery: - Function unit, lever, cap, sleeve, cover plate, holder for escutcheon, diverter
  - Fastening of the cover plate without screws
- To be ordered separately:
  - Unit for concealed installation KWC BLUEBOX®  
½", without shut-off valve, 39.999.900.931  
¾" (½"), with shut-off valve, 39.999.910.931

SAP Number	Article Number
chromeline, Trim kit <b>124316</b>	21.384.502.000

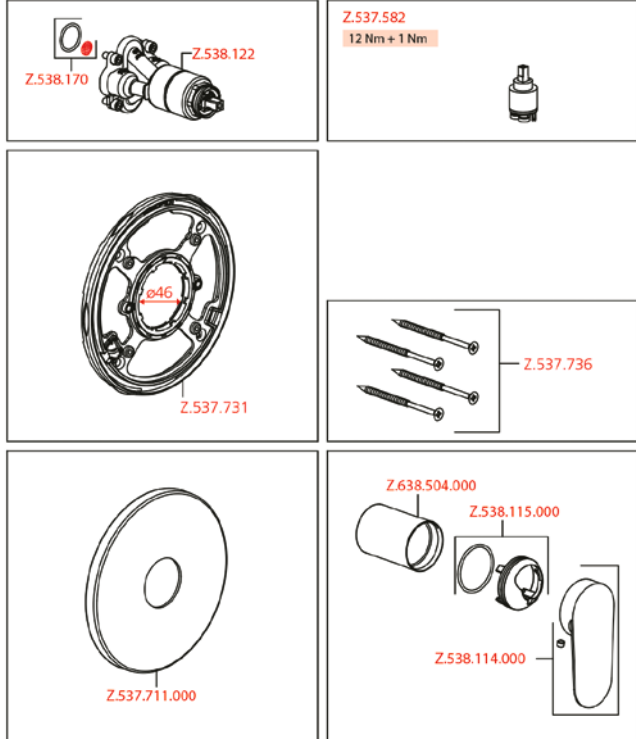
**ELLA Trim kit – Lever mixer – Shower**

- Trim kit with function unit
- Outflow top or below
- KWC cartridge M 35 H
  - with ceramic discs
  - flow rate and temperature continuously variable
- Scope of delivery: - Function unit, lever, cap, sleeve, cover plate, holder for escutcheon
  - Fastening of the cover plate without screws
- To be ordered separately:
  - Unit for concealed installation KWC BLUEBOX®  
½", without shut-off valve, 39.999.900.931  
¾" (½"), with shut-off valve, 39.999.910.931

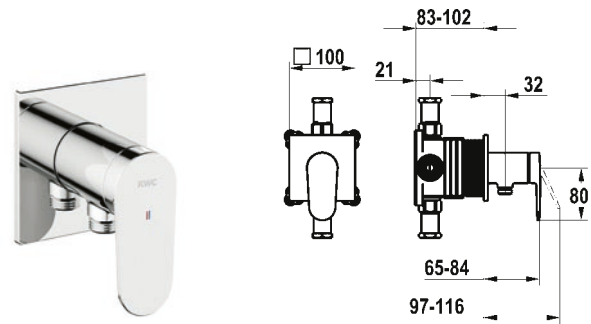
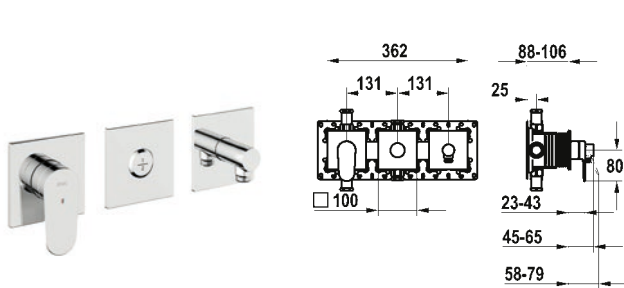
Flow rate 19 l/min (3 bar)  
Acoustic group I



Flow rate 19 l/min (3 bar)  
Acoustic group I







SAP Number	Article Number
chromeline, trim kit, with safety device DIN EN 1717	
<b>125296</b>	20.384.550.000

**Trim kit, with safety device DIN 1717 – Lever mixer – Tub**

- Trim kit with function unit KWC HOMEBOX
  - Outflow
    - with integrated hose connection
    - above or below the second consumer with CHOICE diverter without automatic reset
  - KWC cartridge M 35-S HF
    - with ceramic discs
    - flow rate and temperature continuously variable
  - Scope of delivery:
    - Lever mixer unit
    - Diverter unit
    - Hose connection unit
    - Fastening of the cover plate without screws
  - To be ordered separately:
    - Unit for concealed installation KWC HOMEBOX
- Thermostatic/ lever mixer 2 consumers 39.006.261.931

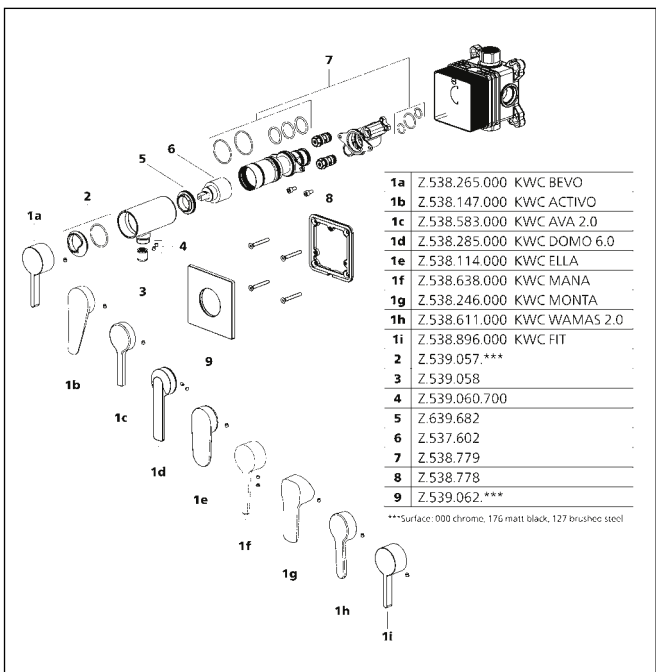
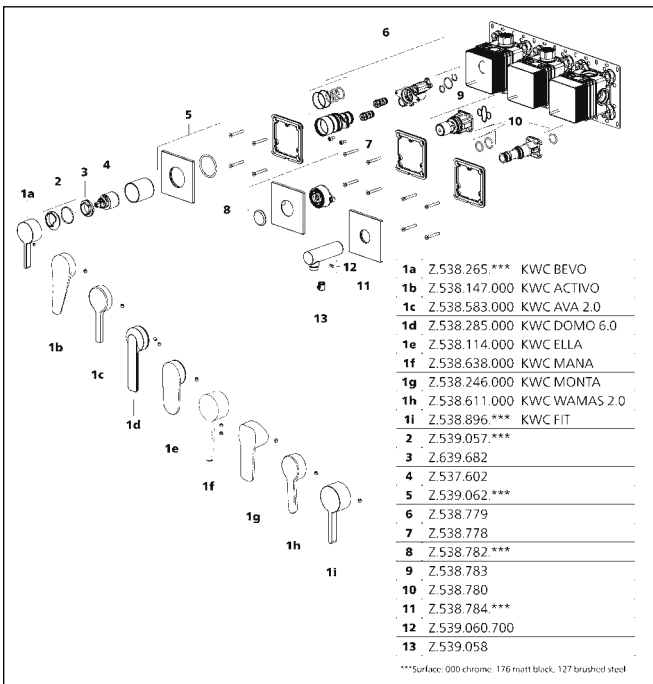
SAP Number	Article Number
chromeline, trim kit, with safety device DIN EN 1717	
<b>125292</b>	21.384.550.000

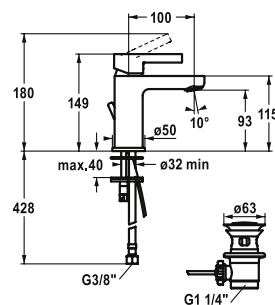
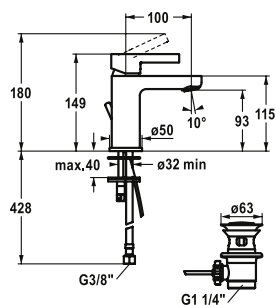
**Trim kit, with safety device DIN 1717 – Lever mixer – Shower**

- Trim kit with function unit KWC HOMEBOX
  - Outflow
    - with integrated hose connection
  - KWC cartridge M 35-S HF
    - with ceramic discs
    - flow rate and temperature continuously variable
  - Scope of delivery:
    - Lever mixer unit – with integrated hose connection
    - Fastening of the cover plate without screws
  - To be ordered separately:
    - Unit for concealed installation KWC HOMEBOX
- Lever mixer 1 Consumers 39.006.251.931

Flow rate 19.2 l/min (3bar)  
Acoustic group II  
Spray outlet: Flow rate 15.2 l/min (3bar)  
Spray outlet: Acoustic group I

Flow rate 16 l/min (3bar)  
Acoustic group I





SAP Number	Article Number
chromeline, A 100, flexible connection hoses, with pop-up valve	
<b>125414</b>	12.548.041.000FL
chromeline, A 100, flexible connection hoses, without pop-up valve	
<b>125415</b>	12.548.051.000FL

FIT Lever mixer – Basin

- EcoProtect – water-saving device
- Fixed spout
  - Neoperl® Perlator®
- KWC cartridge M 35 OP
  - with ceramic discs
  - flow rate and temperature continuously variable
  - temperature limitation
- Flexible connection hoses 3/8"
- Fastening by means of stud bolt M8x1
- Mounting hole size ø35 mm



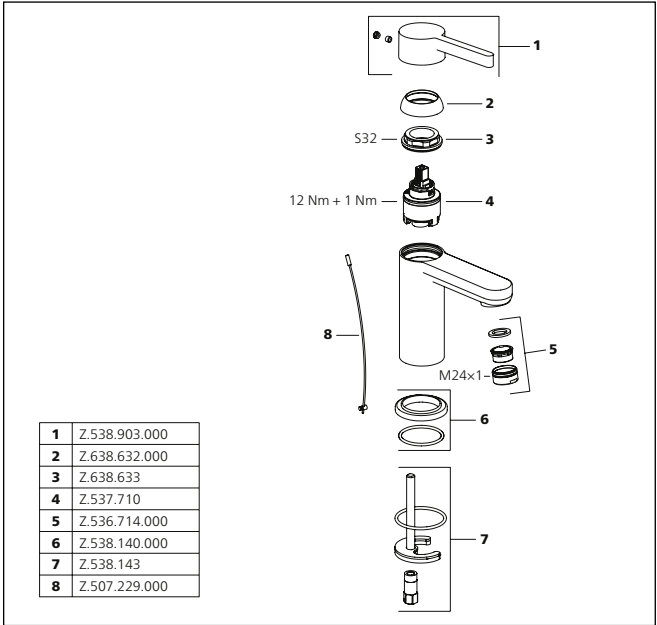
SAP Number	Article Number
chromeline, A100, flexible connection hoses, with pop-up valve	
<b>125416</b>	12.548.031.000FL
matt black, A100, flexible connection hoses, with Push Open	
<b>3600008564</b>	12.548.631.176FL

FIT Lever mixer – CoolFix

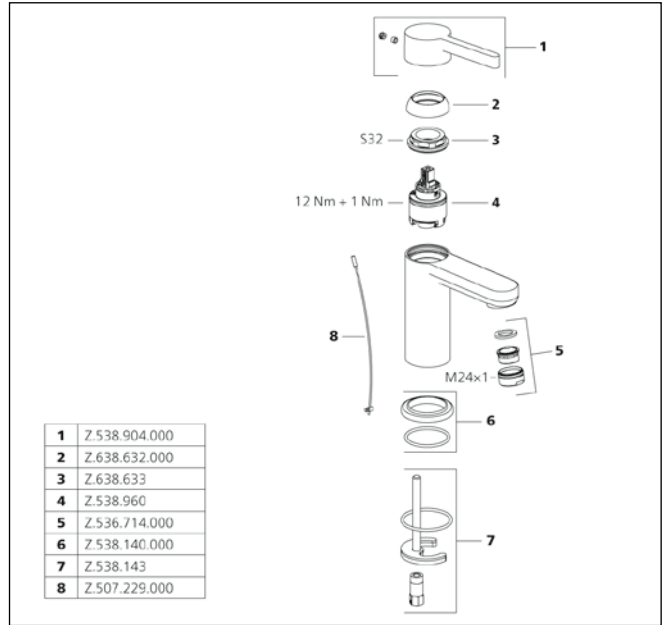
- CoolFix – Cold water flow with a centered lever
- EcoProtect – water-saving device
- Fixed spout
  - Neoperl® Perlator®
- KWC cartridge M 35 OP
  - with ceramic discs
  - flow rate and temperature continuously variable
  - temperature limitation
- Flexible connection hoses 3/8"
- Fastening by means of stud bolt M8x1
- Mounting hole size ø35 mm

Flow rate 5 l/min (3 bar)  
Acoustic group I

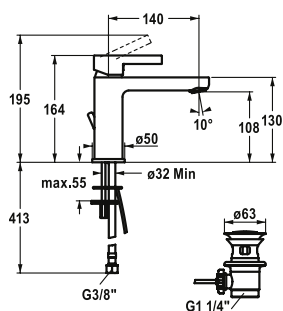
Flow rate 5 l/min (3 bar)  
Acoustic group I



1	Z.538.903.000
2	Z.638.632.000
3	Z.638.633
4	Z.537.710
5	Z.536.714.000
6	Z.538.140.000
7	Z.538.143
8	Z.507.229.000



1	Z.538.904.000
2	Z.638.632.000
3	Z.638.633
4	Z.538.960
5	Z.536.714.000
6	Z.538.140.000
7	Z.538.143
8	Z.507.229.000

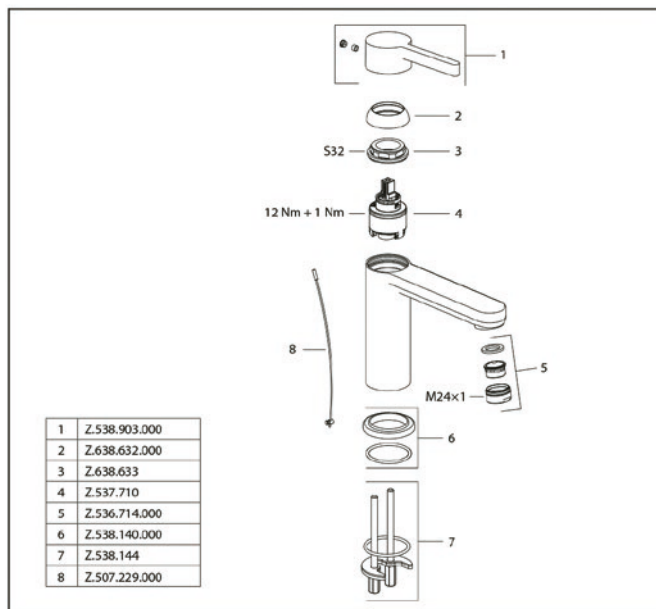


SAP Number	Article Number
chromeline, A 140, flexible connection hoses, with pop-up valve <b>125417</b>	12.548.042.000FL
chromeline, A 140, flexible connection hoses, without pop-up valve <b>125418</b>	12.548.052.000FL

### FIT Lever mixer – Basin

- EcoProtect – water-saving device
- Fixed spout
  - Neoperl® Perlator®
- OptimalSpace – ample space for washing or working
- KWC cartridge M 35 OP
  - with ceramic discs
  - flow rate and temperature continuously variable
  - temperature limitation
- Flexible connection hoses ¾"
- Fastening by means of stud bolt 2x M6 x 1
- Mounting hole size ø35 mm

Flow rate 5 l/min (3 bar)  
Acoustic group I



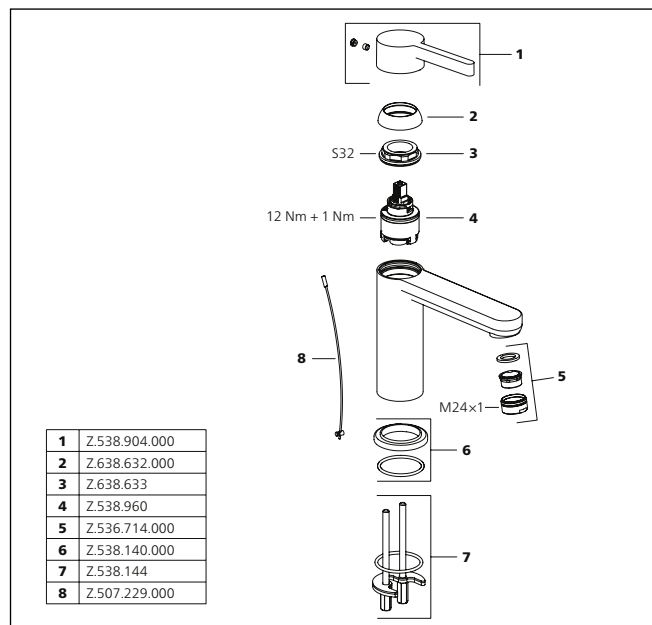
SAP Number	Article Number
chromeline, A 140, flexible connection hoses, with pop-up valve <b>125419</b>	12.548.032.000FL
chromeline, A 140, flexible connection hoses, without pop-up valve <b>125420</b>	12.548.072.000FL

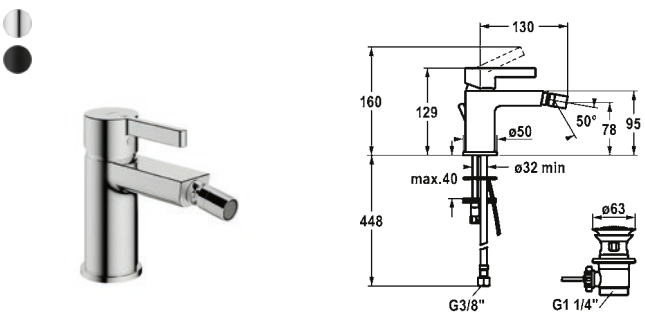
matt black, A 140, flexible connection hoses,  
with Push Open  
**3600008630** 12.548.632.176FL

### FIT Lever mixer – Basin – CoolFix

- CoolFix – Cold water flow with a centered lever
- EcoProtect – water-saving device
- Fixed spout
  - Neoperl® Perlator®
- OptimalSpace – ample space for washing or working
- KWC cartridge M 35 OP
  - with ceramic discs
  - flow rate and temperature continuously variable
  - temperature limitation
- Flexible connection hoses  $\frac{3}{8}$ "
- Fastening by means of stud bolt 2x M6 x 1
- Mounting hole size  $\varnothing 35$  mm

Flow rate 5 l/min (3 bar)  
Acoustic group I



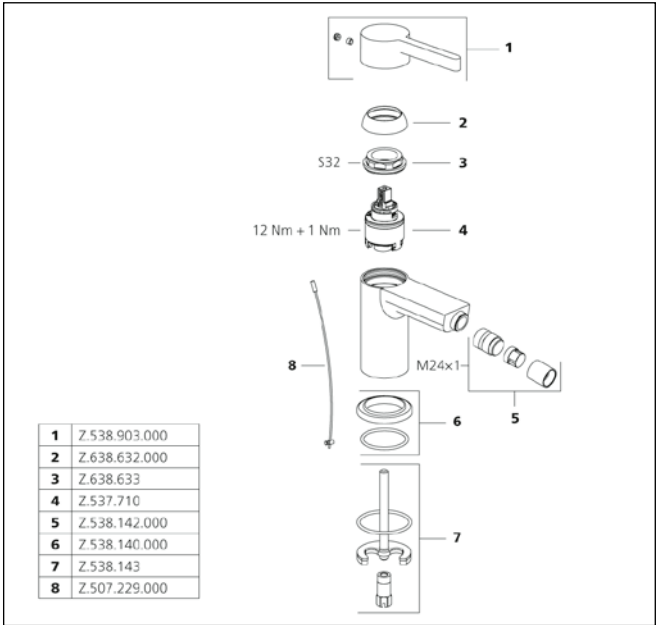


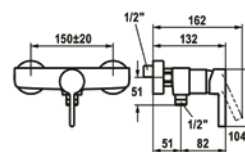
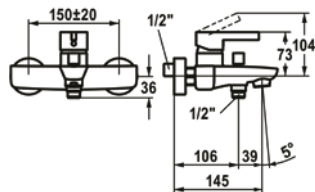
SAP Number	Article Number
chromeline, A 130, flexible connection hoses, with pop-up valve <b>125421</b>	13.541.041.000FL
matt black, A 130, flexible connection hoses, with Push Open <b>3600008627</b>	13.541.641.176FL <span>NEW</span>

FIT Lever mixer – Bidet

- Fixed spout
  - ball joint aerator Neoperl® Perlator®
- KWC cartridge M 35 OP
  - with ceramic discs
  - flow rate and temperature continuously variable
  - temperature limitation
- Flexible connection hoses 3/8"
- Fastening by means of stud bolt M8x1
- Mounting hole size ø35 mm

Flow rate 4.8 l/min (3 bar)  
Acoustic group I





#### SAP Number Article Number

chromeline, AD 150±20 mm, A 145,  
without hand shower, hose and bracket  
**125423** 20.542.332.000

matt black, AD 150±20 mm, A 145,  
without hand shower, hose and bracket  
**3600008631** 20.542.332.176

NEW

#### FIT Lever mixer – Tub

- Diverter with automatic reset
- Intrinsically safe against backflow
- Fixed spout
  - Neoperl® Perlator®
- KWC cartridge M 35 H
  - with ceramic discs
  - flow rate and temperature continuously variable
- Wall connections 1/2" x 3/4", without shut-off valve eccentric 10 mm

#### SAP Number Article Number

chromeline, AD 150±20 mm,  
without hand shower and hose  
**125425** 21.542.330.000

matt black, AD 150±20 mm,  
without hand shower and hose  
**3600008640** 21.542.330.176

NEW

#### FIT Lever mixer – Shower

- Intrinsically safe against backflow
- KWC cartridge M 35 H
  - with ceramic discs
  - flow rate and temperature continuously variable
- Wall connections 1/2" x 3/4", without shut-off valve eccentric 10 mm

Flow rate 20 l/min (3 bar)

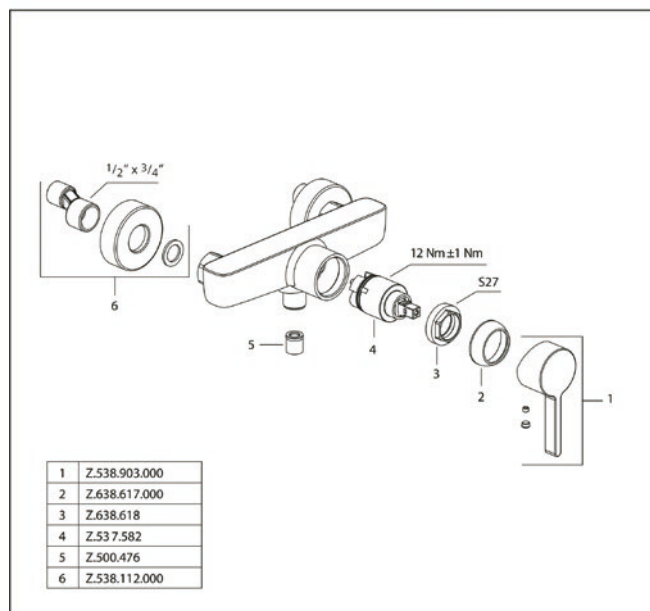
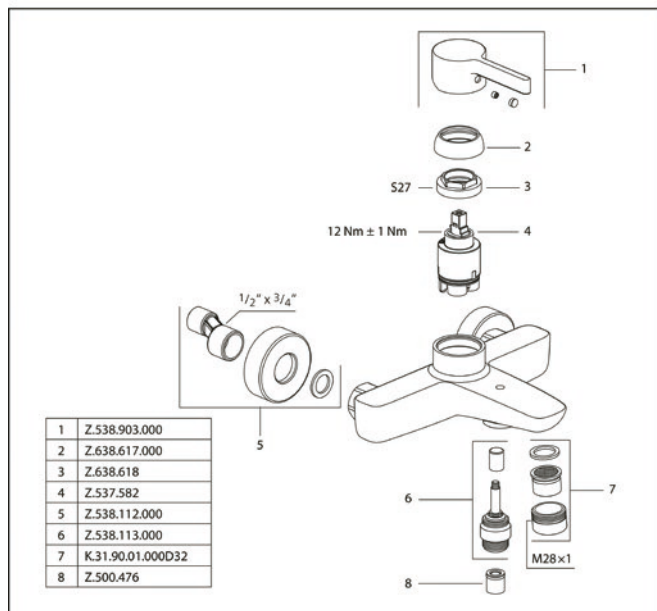
Acoustic group II

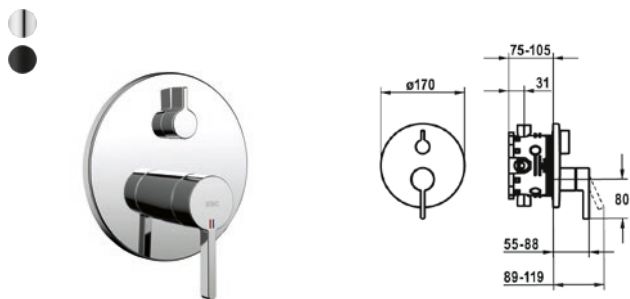
Spray outlet: Flow rate 16 l/min (3bar)

Spray outlet: Acoustic group II

Spray outlet: Flow rate 16 l/min (3bar)

Spray outlet: Acoustic group II



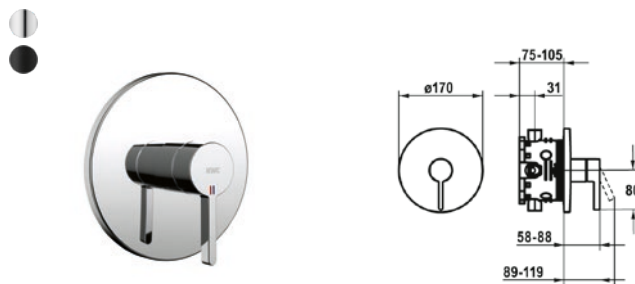
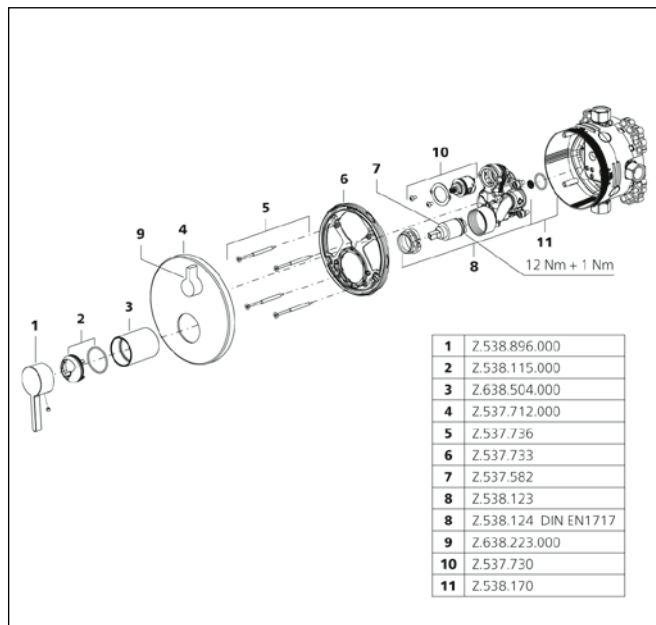


SAP Number	Article Number
chromeline, Trim kit <b>125426</b>	20.544.502.000
chromeline, Trim kit, with vacuum breaker <b>125427</b>	20.544.512.000
matt black, Trim kit <b>3600008634</b>	20.544.502.176 <span style="color: red;">NEW</span>
matt black, Trim kit, with vacuum breaker <b>3600008641</b>	20.544.512.176 <span style="color: red;">NEW</span>

#### FIT Trim kit – Lever mixer – Tub

- Trim kit with function unit
- Outflow top and below
- Turning handle for diverter
- KWC cartridge M 35 H
  - with ceramic discs
  - flow rate and temperature continuously variable
- Scope of delivery: - Function unit, lever, cap, sleeve, cover plate, holder for escutcheon, diverter
  - Fastening of the cover plate without screws
- To be ordered separately:
  - Unit for concealed installation KWC BLUEBOX®
    - ½", without shut-off valve, 39.999.900.931
    - ¾" (½"), with shut-off valve, 39.999.910.931

Flow rate 19 l/min (3 bar)  
Acoustic group I

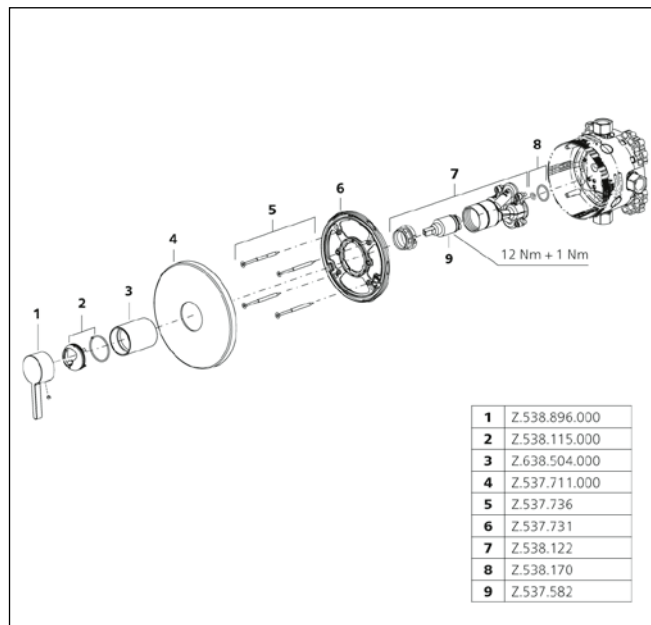


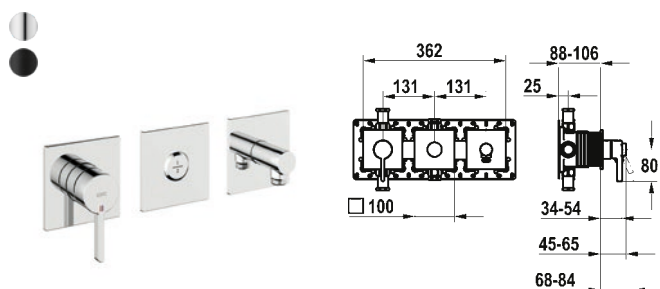
SAP Number	Article Number
chromeline, Trim kit <b>125428</b>	21.544.502.000
matt black, Trim kit <b>3600008635</b>	21.544.502.176 <span style="color: red;">NEW</span>

#### FIT Trim kit – Lever mixer – Shower

- Trim kit with function unit
- Outflow top or below
- KWC cartridge M 35 H
  - with ceramic discs
  - flow rate and temperature continuously variable
- Scope of delivery: - Function unit, lever, cap, sleeve, cover plate, holder for escutcheon
  - Fastening of the cover plate without screws
- To be ordered separately:
  - Unit for concealed installation KWC BLUEBOX®
    - ½", without shut-off valve, 39.999.900.931
    - ¾" (½"), with shut-off valve, 39.999.910.931

Flow rate 19 l/min (3 bar)  
Acoustic group I





SAP Number	Article Number
chromeline, trim kit, with safety device DIN EN 1717 <b>125435</b>	20.544.550.000
matt black, trim kit, with safety device DIN EN 1717 <b>3600008124</b>	20.554.550.176

#### Trim kit, with safety device DIN EN 1717 – Lever mixer – Tub

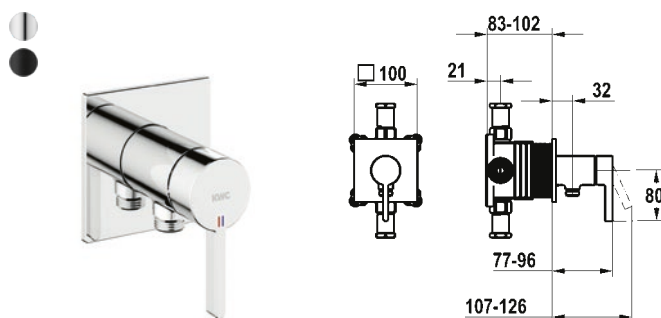
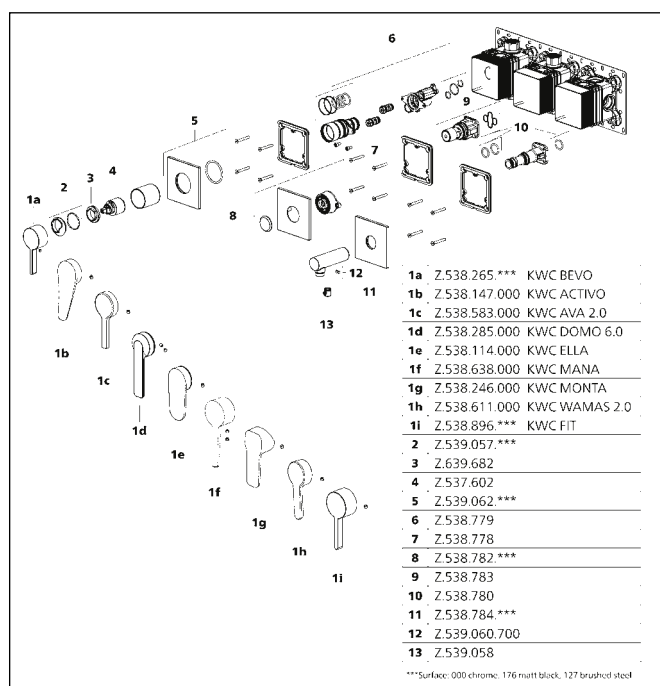
- Trim kit with function unit KWC HOMEBOX
  - Outflow
    - with integrated hose connection
    - above or below for the second consumer with CHOICE diverter without automatic reset
  - KWC cartridge M 35-S HF
    - with ceramic discs
    - flow rate and temperature continuously variable
  - Scope of delivery:
    - Lever mixer unit
    - Diverter unit
    - Hose connection unit
    - Fastening of the cover plate without screws
  - To be ordered separately:
    - Unit for concealed installation KWC HOMEBOX
- Thermostatic/ lever mixer 2 consumers 39.006.261.931

Flow rate 19.2 l/min (3 bar)

Acoustic group II

Spray outlet: Flow rate 15.2 l/min (3 bar)

Spray outlet: Acoustic group I



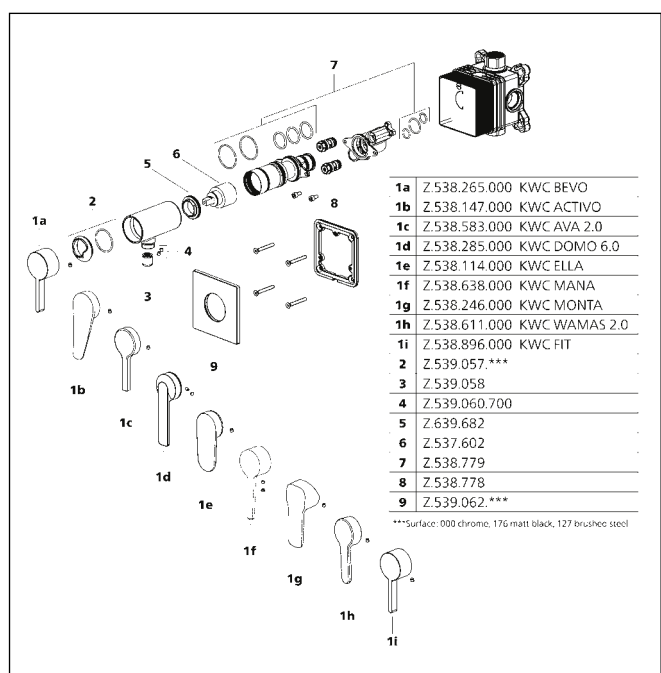
SAP Number	Article Number
chromeline, trim kit, with safety device DIN EN 1717 <b>125434</b>	21.544.550.000
matt black, trim kit, with safety device DIN EN 1717 <b>3600008116</b>	21.554.550.176

#### Trim kit, with safety device DIN EN 1717 – Lever mixer – Shower

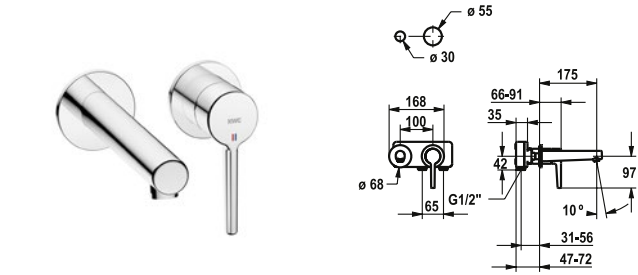
- Trim kit with function unit KWC HOMEBOX
  - Outflow
    - with integrated hose connection
  - KWC cartridge M 35-S HF
    - with ceramic discs
    - flow rate and temperature continuously variable
  - Scope of delivery:
    - Lever mixer unit – with integrated hose connection
    - Fastening of the cover plate without screws
  - To be ordered separately:
    - Unit for concealed installation KWC HOMEBOX
- Lever mixer 1 Consumers 39.006.251.931

Flow rate 16 l/min (3 bar)

Acoustic group I





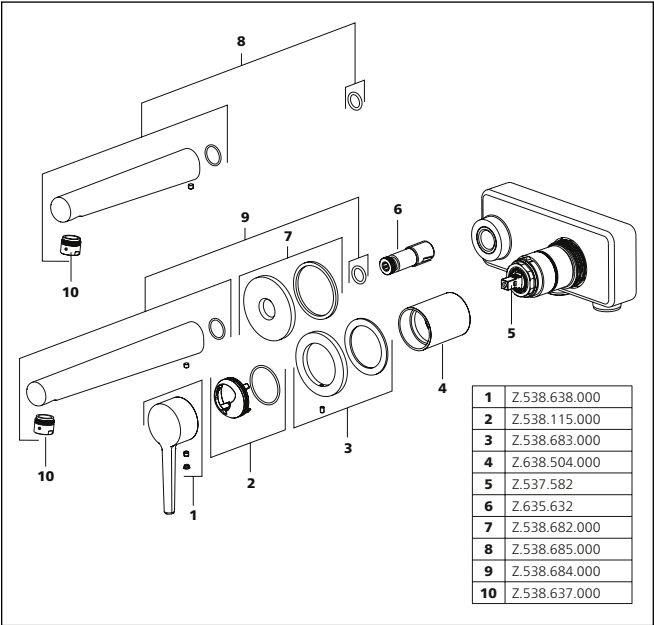


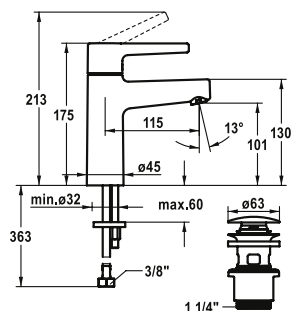
SAP Number	Article Number	Price
chromeline, A 175, Trim kit		
125529	11.552.063.000	
chromeline, A 225, Trim kit		
125530	11.552.064.000	

MANA Trim kit - Lever mixer - Basin

- EcoProtect - water-saving device
- Fixed spout
  - Neoperl® Caché® CS, Coin Slot
- OptimalSpace - ample space for washing or working
- KWC cartridge M 35 H
  - with ceramic discs
  - flow rate and temperature continuously variable
- To be ordered separately:
  - Unit for concealed installation ½" 39.001.401.931
- To be ordered separately (optional or if necessary):
  - Extension set 20 mm Z.536.333

Flow rate 5 l/min (3 bar)  
Acoustic group I





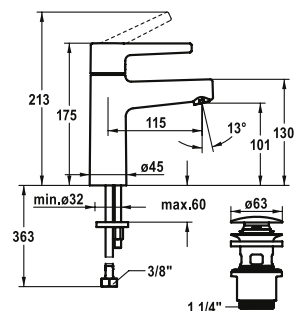
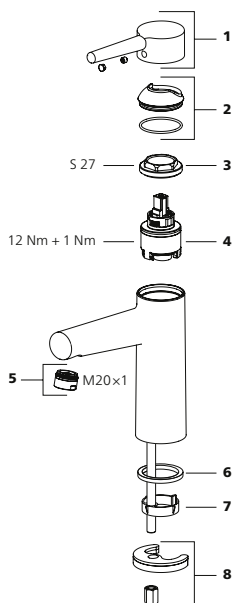
SAP Number	Article Number	Price
chromeline, A 115, flexible connection hoses, with Push Open <b>125519</b>	12.558.641.000FL	
chromeline, A 115, flexible connection hoses, without pop-up valve <b>125520</b>	12.558.051.000FL	

## MANA Lever mixer - Basin

- EcoProtect - water-saving device
- Fixed spout
  - Neoperl® Perlator® SSR, swivelling jet regulator
- KWC cartridge M 35 OP
  - with ceramic discs
  - flow rate and temperature continuously variable
- Flexible connection hoses 3/8"
- Fastening by means of stud bolt M8x1
- Mounting hole size ø35 mm
- Scope of delivery:
  - KWC pop-up valve Push Open 2 in 1 Z.538.321.000

Flow rate 5 l/min (3 bar)  
Acoustic group I

<b>1</b>	Z.538.686.000
<b>2</b>	Z.538.295.000
<b>3</b>	Z.638.735
<b>4</b>	Z.537.710
<b>5</b>	Z.538.637.000
<b>6</b>	Z.638.943
<b>7</b>	Z.538.774
<b>8</b>	Z.538.433



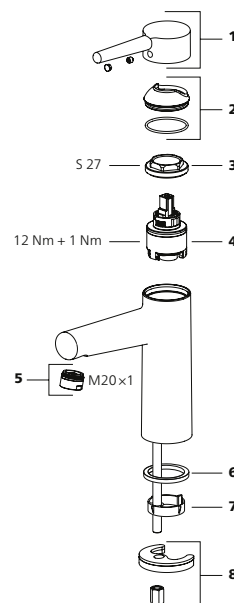
SAP Number	Article Number	Price
chromeline, A 115, flexible connection hoses, with Push Open <b>125521</b>	12.551.631.000FL	
chromeline, A 115, flexible connection hoses, without pop-up valve <b>125522</b>	12.551.071.000FL	

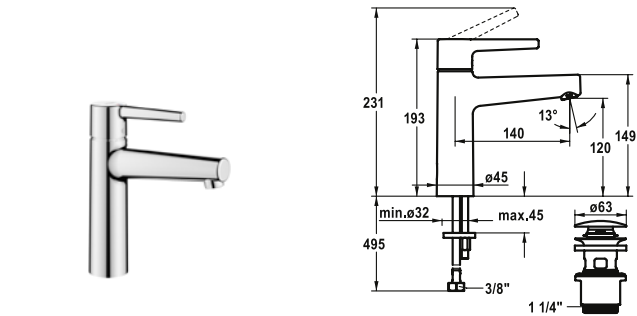
### MANA Lever mixer - Basin

- CoolFix - Cold water flow with a centered lever
- EcoProtect - water-saving device
- Fixed spout
  - Neoperl® Perlator® SSR, swivelling jet regulator
- KWC cartridge M 35 OP
  - with ceramic discs
  - flow rate and temperature continuously variable
- Flexible connection hoses ¾"
- Fastening by means of stud bolt M8x1
- Mounting hole size ø35 mm
- Scope of delivery:
  - KWC pop-up valve Push Open 2 in 1 Z.538.321.000

Flow rate 5 l/min (3 bar)  
Acoustic group I

<b>1</b>	Z.538.692.000
<b>2</b>	Z.538.295.000
<b>3</b>	Z.638.735
<b>4</b>	Z.537.710
<b>5</b>	Z.538.637.000
<b>6</b>	Z.638.943
<b>7</b>	Z.538.774
<b>8</b>	Z.538.433



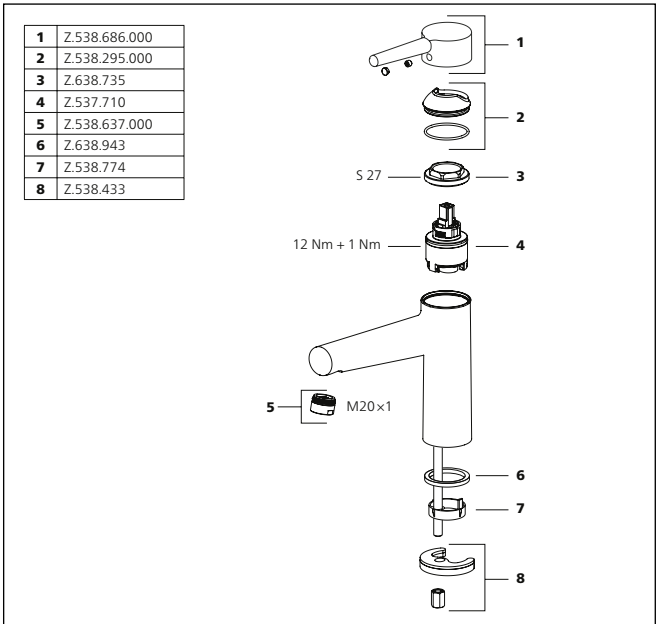


SAP Number	Article Number	Price
chromeline, A 140, flexible connection hoses, with Push Open		
<b>125523</b>	12.558.642.000FL	
chromeline, A 140, flexible connection hoses, without pop-up valve		
<b>125524</b>	12.558.052.000FL	

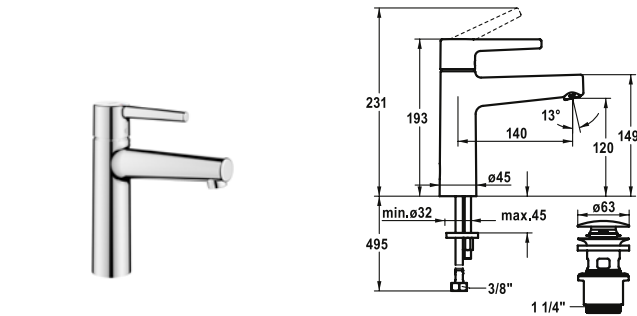
MANA Lever mixer - Basin

- Lever mixer
- EcoProtect - water-saving device
- Fixed spout
  - Neoperl® Perlator® SSR, swivelling jet regulator
- OptimalSpace - ample space for washing or working
- KWC cartridge M 35 OP
  - with ceramic discs
  - flow rate and temperature continuously variable
- Flexible connection hoses 3/8"
- Fastening by means of stud bolt M8x1
- Mounting hole size 35 mm
- Scope of delivery:
  - KWC pop-up valve Push Open 2 in 1 Z.538.321.000

Flow rate 5 l/min (3 bar)  
Acoustic group I



Faucets for the bathroom

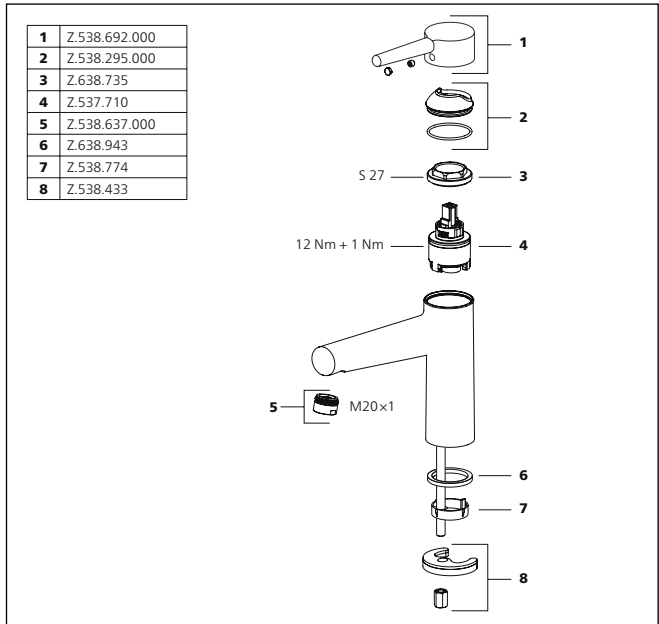


SAP Number	Article Number	Price
chromeline, A 110, flexible connection hoses, with Push Open		
<b>125525</b>	12.551.632.000FL	
chromeline, A 110, flexible connection hoses, without pop-up valve		
<b>125526</b>	12.551.072.000FL	

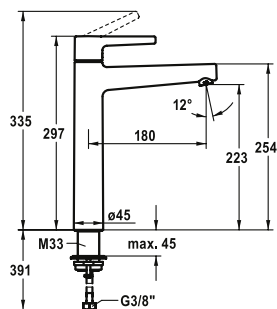
MANA Lever mixer - Basin

- CoolFix - Cold water flow with a centered lever
- EcoProtect - water-saving device
- Fixed spout
  - Neoperl® Perlator® SSR, swivelling jet regulator
- OptimalSpace - ample space for washing or working
- KWC cartridge M 35 OP
  - with ceramic discs
  - flow rate and temperature continuously variable
- Flexible connection hoses 3/8"
- Fastening by means of stud bolt M8x1
- Mounting hole size 35 mm
- Scope of delivery:
  - KWC pop-up valve Push Open 2 in 1 Z.538.321.000

Flow rate 5 l/min (3 bar)  
Acoustic group I



For an overview of KWC technologies, see page 2

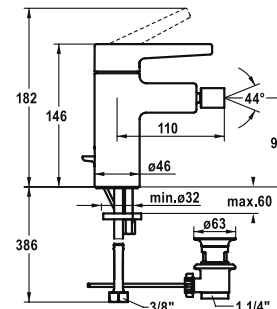
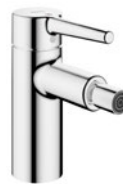
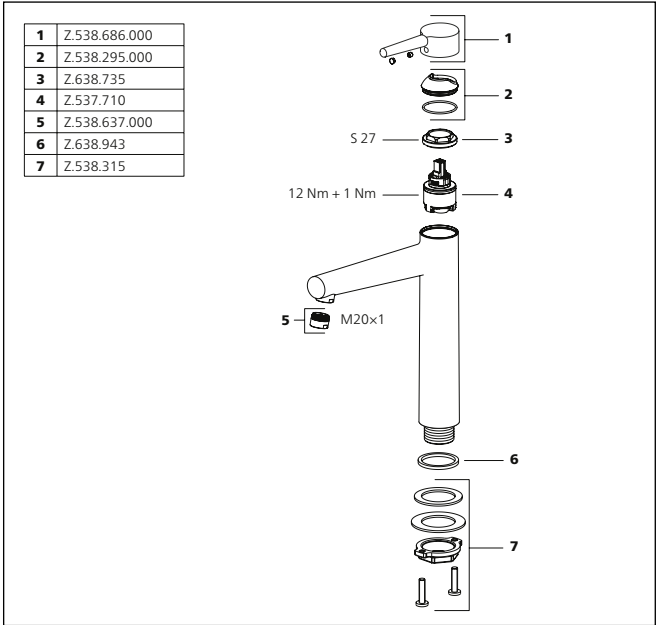


SAP Number	Article Number	Price
chromeline, A 180, flexible connection hoses, without pop-up valve		
<b>125527</b>	12.558.093.000FL	

MANA Lever mixer - Basin

- EcoProtect - water-saving device
- Fixed spout
  - Neoperl® Perlator® SSR, swivelling jet regulator
- OptimalSpace - ample space for washing or working
- KWC cartridge M 35 OP
  - with ceramic discs
  - flow rate and temperature continuously variable
- Flexible connection hoses 3/8"
- QuickInstallation - Fastening via threaded connection with locking screws
- Mounting hole size ø35 mm

Flow rate 5 l/min (3 bar)  
Acoustic group I

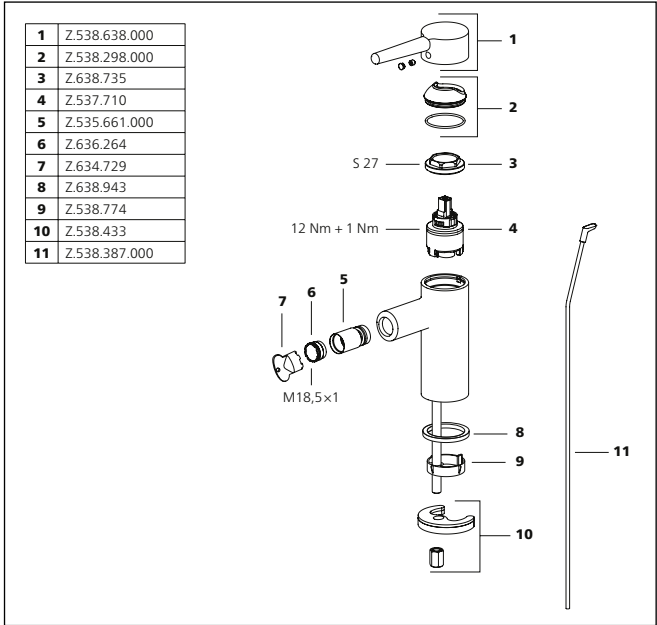


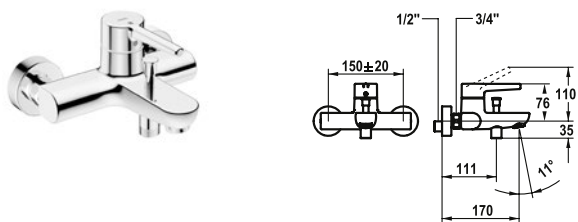
SAP Number	Article Number	Price
chromeline, A 115, flexible connection hoses, with Push Open		
<b>125528</b>	13.551.041.000FL	

MANA Lever mixer - Bidet

- Fixed spout
  - ball joint aerator Neoperl® Caché®
- KWC cartridge M 35 OP
  - with ceramic discs
  - flow rate and temperature continuously variable
- Flexible connection hoses 3/8"
- Fastening by means of stud bolt M8x1
- Mounting hole size ø35 mm
- Scope of delivery:
  - KWC pop-up valve Z.538.581.000

Flow rate 5 l/min (3 bar)  
Acoustic group I

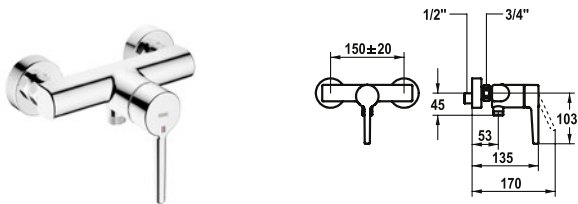




SAP Number	Article Number	Price
chromeline, AD 150±20 mm, A 170, without hand shower, hose and bracket		
<b>125531</b>	20.552.332.000	

MANA Lever mixer - Tub

- Diverter with automatic reset
- Intrinsically safe against backflow
- Fixed spout
  - Neoperl® Cascade®
- KWC cartridge M 35 OP
  - with ceramic discs
  - flow rate and temperature continuously variable
  - temperature limitation
- Wall connections 1/2" x 3/4", without shut-off valve eccentric 10 mm

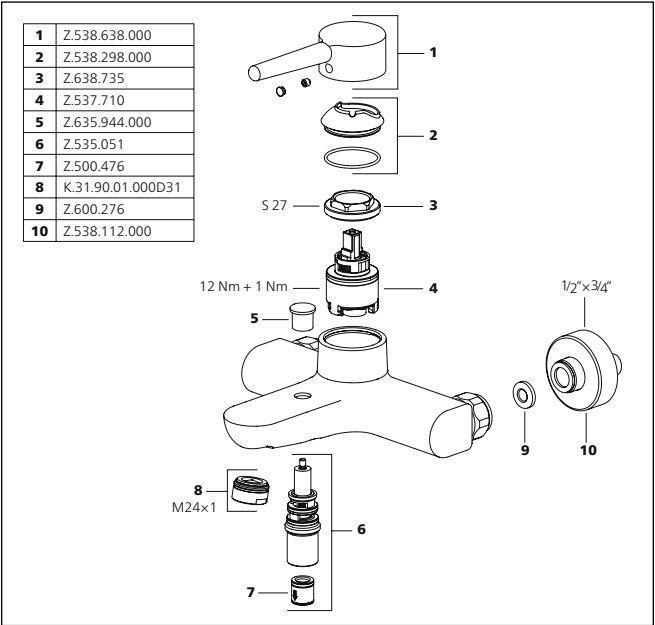


SAP Number	Article Number	Price
chromeline, AD 150±20 mm, without hand shower and hose		
<b>125532</b>	21.552.330.000	

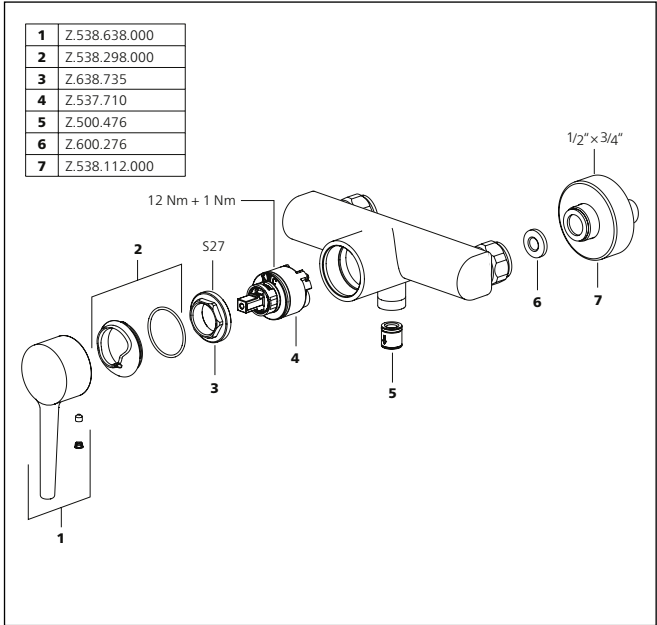
MANA Lever mixer - Shower

- Intrinsically safe against backflow
- KWC cartridge M 35 OP
  - with ceramic discs
  - flow rate and temperature continuously variable
  - temperature limitation
- Wall connections 1/2" x 3/4", without shut-off valve eccentric 10 mm

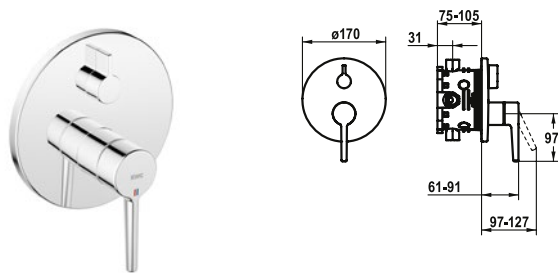
Flow rate 20 l/min (3 bar)  
Acoustic group II  
Spray outlet: Flow rate 12 l/min (3bar)  
Spray outlet: Acoustic group I



Faucets for the bathroom



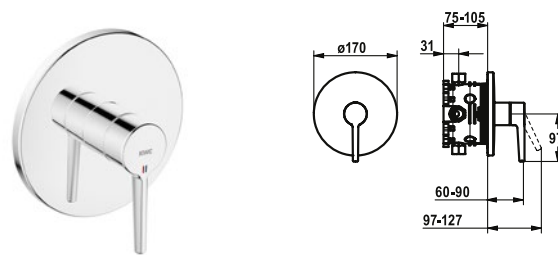
For an overview of KWC technologies, see page 2



SAP Number	Article Number	Price
chromeline, Trim kit <b>125534</b>	20.554.500.000	
chromeline, Trim kit, with vacuum breaker <b>125535</b>	20.554.510.000	

**MANA Trim kit - Lever mixer - Tub**

- Trim kit with function unit
- Outflow top and below
- Turning handle for diverter
- KWC cartridge M 35 H
  - with ceramic discs
  - flow rate and temperature continuously variable
- Scope of delivery:
  - Function unit, lever, cap, sleeve, cover plate, holder for escutcheon, diverter
  - Fastening of the cover plate without screws
- To be ordered separately:
  - Unit for concealed installation KWC BLUEBOX®  
1/2", without shut-off valve, 39.999.900.931  
3/4" (1/2"), with shut-off valve, 39.999.910.931

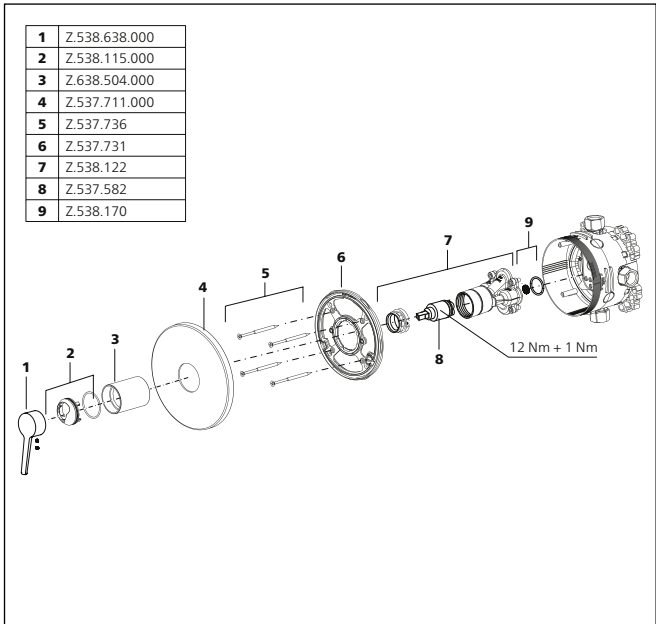
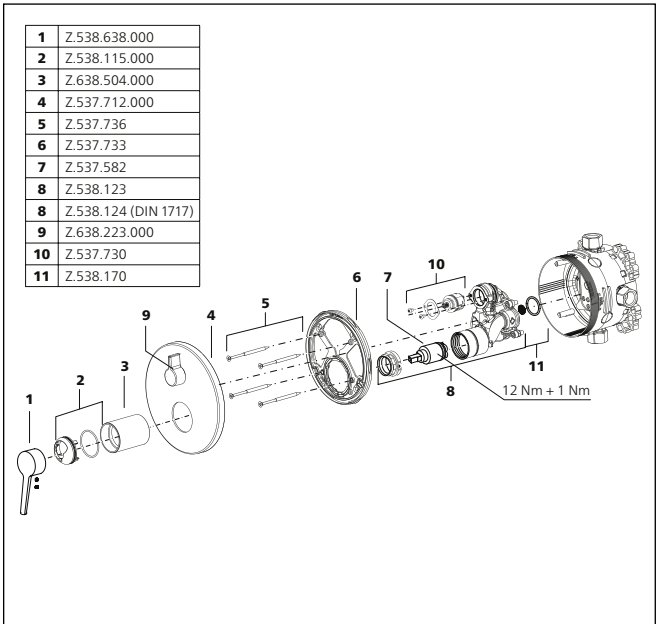


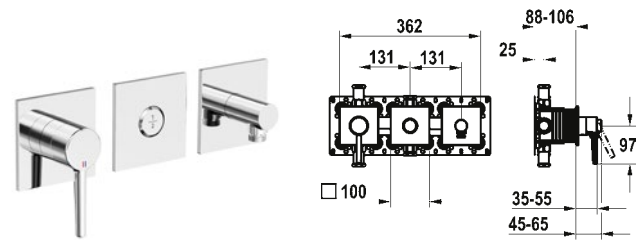
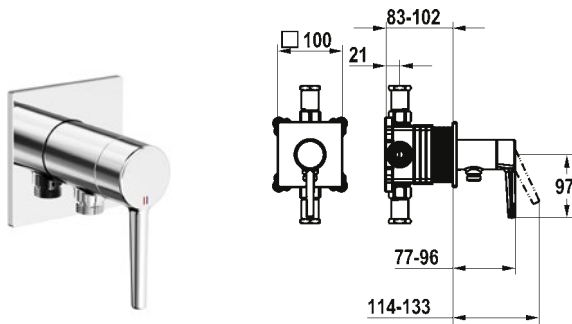
SAP Number	Article Number	Price
chromeline, Trim kit <b>125533</b>	21.554.500.000	

**MANA Trim kit - Lever mixer - Shower**

- Trim kit with function unit
- Outflow top and below
- Turning handle for diverter
- KWC cartridge M 35 H
  - with ceramic discs
  - flow rate and temperature continuously variable
- Scope of delivery:
  - Function unit, lever, cap, sleeve, cover plate, holder for escutcheon, diverter
  - Fastening of the cover plate without screws
- To be ordered separately:
  - Unit for concealed installation KWC BLUEBOX®  
1/2", without shut-off valve, 39.999.900.931  
3/4" (1/2"), with shut-off valve, 39.999.910.931

Flow rate 19 l/min (3 bar)  
Acoustic group I





SAP Number	Article Number	Price
chromeline, trim kit, with safety device DIN EN 1717		
<b>125603</b>	21.554.550.000	

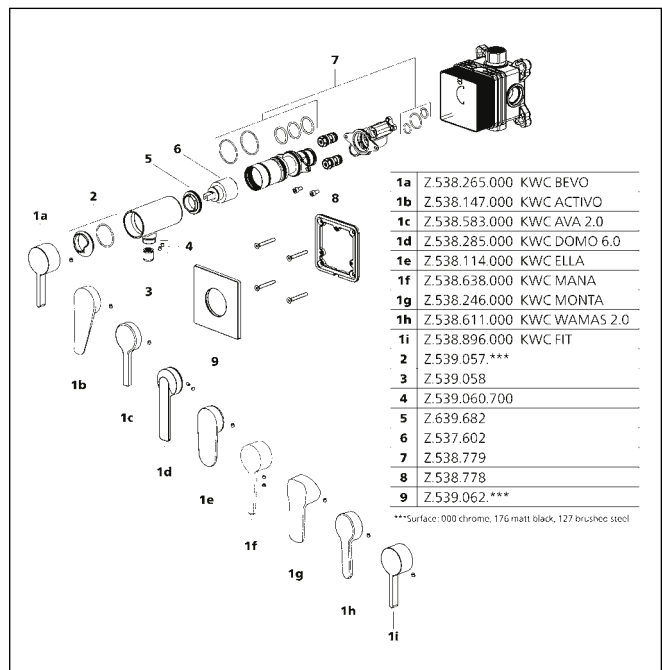
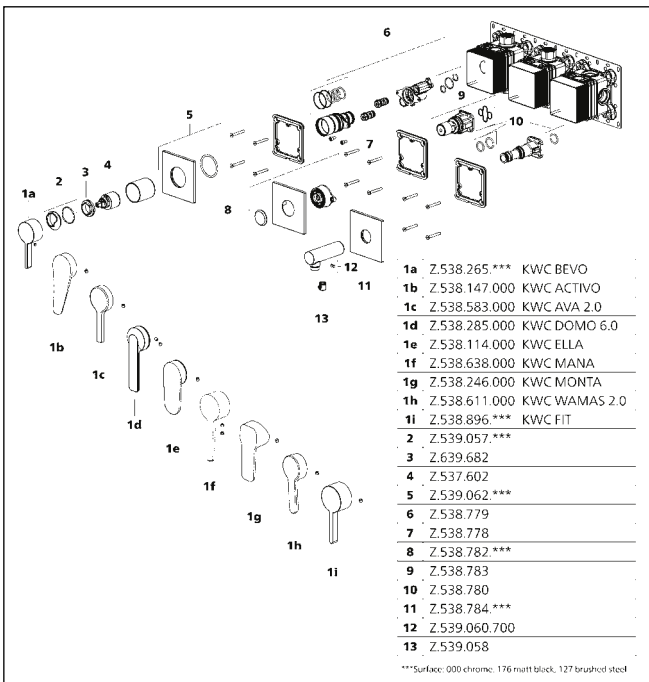
**Trim kit, with safety device DIN EN 1717 – Lever mixer – Shower**

- Trim kit with function unit KWC HOMEBOX
  - Outflow with integrated hose connection
  - KWC cartridge M 35-S HF
    - with ceramic discs
    - flow rate and temperature continuously variable
  - Scope of delivery:
    - Lever mixer unit with integrated hose connection
    - Fastening of the cover plate without screws
  - To be ordered separately:
    - Unit for concealed installation KWC HOMEBOX
- Lever mixer 1 Consumers 39.006.251.931

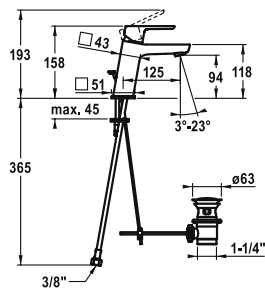
SAP Number	Article Number	Price
chromeline, trim kit, with safety device DIN EN 1717		
<b>125604</b>	20.554.550.000	

**Trim kit, with safety device DIN EN 1717 – Lever mixer – Tub**

- Trim kit with function unit KWC HOMEBOX
  - Outflow with integrated hose connection above or below for the second consumer with CHOICE diverter without automatic reset
  - KWC cartridge M 35-S HF
    - with ceramic discs
    - flow rate and temperature continuously variable
  - Scope of delivery:
    - Lever mixer unit
    - Diverter unit
    - Hose connection unit
    - Fastening of the cover plate without screws
  - To be ordered separately:
    - Unit for concealed installation KWC HOMEBOX
- Thermostatic/ lever mixer 2 consumers 39.006.261.931







**SAP Number Article Number**

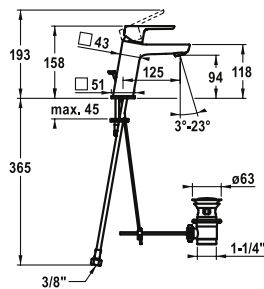
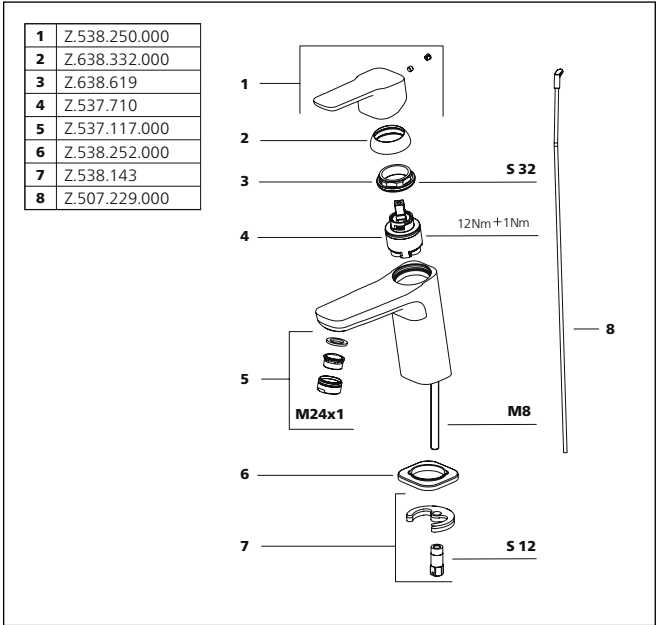
chromeline, A 125, flexible connection hoses,  
with pop-up valve  
**124514** 12.411.042.000FL

chromeline, A 125, flexible connection hoses,  
without pop-up valve  
**124515** 12.411.052.000FL

**MONTA Lever mixer – Basin**

- EcoProtect – water-saving device
- Fixed spout
  - Neoperl® Perlator® SSR, swivelling jet regulator
- OptimalSpace – ample space for washing or working
- KWC cartridge M 35 OP
  - with ceramic discs
  - flow rate and temperature continuously variable
  - temperature limitation
- Flexible connection hoses 3/8"
- Fastening by means of stud bolt M8x1
- Mounting hole size ø35 mm

Flow rate 5 l/min (3 bar)  
Acoustic group I



**SAP Number Article Number**

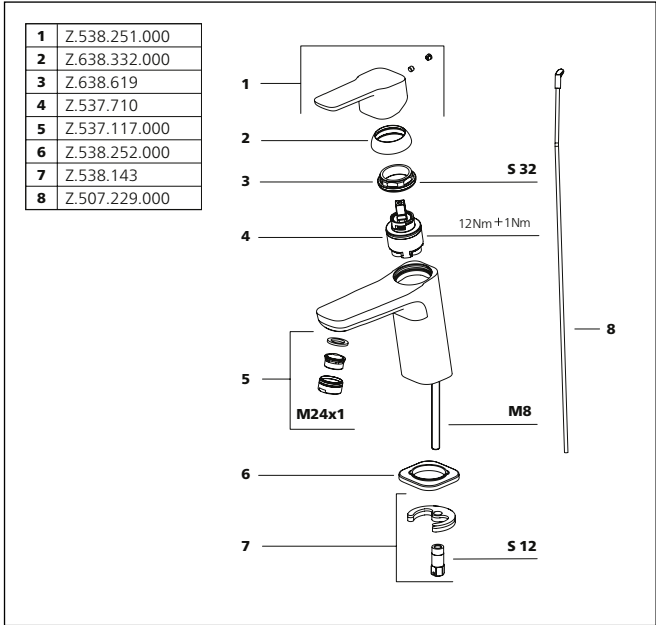
chromeline, A 125, flexible connection hoses,  
with pop-up valve  
**124516** 12.411.032.000FL

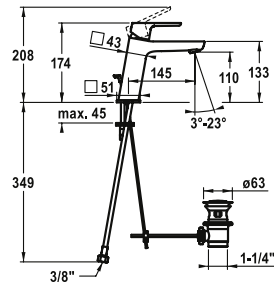
chromeline, A 125, flexible connection hoses,  
without pop-up valve  
**124517** 12.411.072.000FL

**MONTA Lever mixer – Basin – CoolFix**

- CoolFix – Cold water flow with a centered lever
- EcoProtect – water-saving device
- Fixed spout
  - Neoperl® Perlator® SSR, swivelling jet regulator
- OptimalSpace – ample space for washing or working
- KWC cartridge M 35 OP
  - with ceramic discs
  - flow rate and temperature continuously variable
  - temperature limitation
- Flexible connection hoses 3/8"
- Fastening by means of stud bolt M8x1
- Mounting hole size ø35 mm

Flow rate 5 l/min (3 bar)  
Acoustic group I





**SAP Number Article Number**

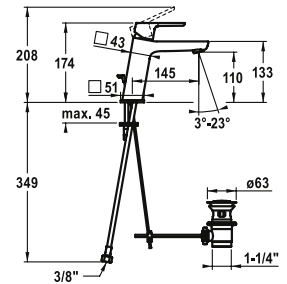
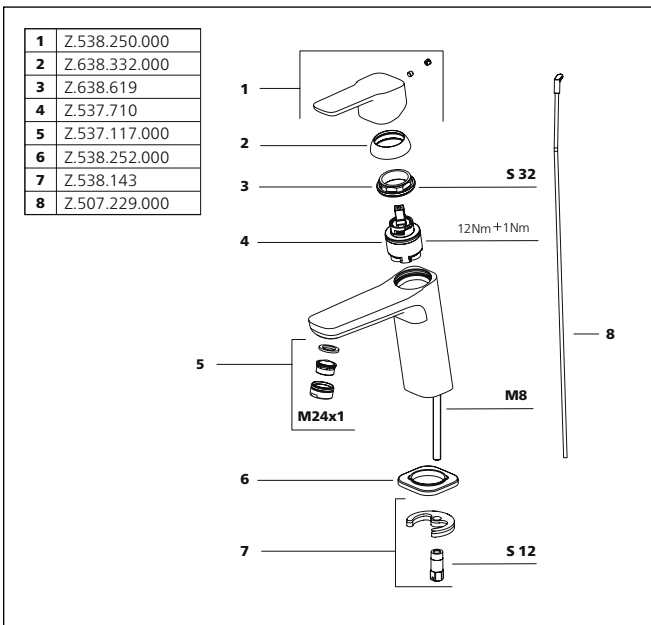
chromeline, A 145, flexible connection hoses,  
with pop-up valve  
**124519** 12.411.043.000FL

chromeline, A 145, flexible connection hoses,  
without pop-up valve  
**124520** 12.411.053.000FL

**MONTA Lever mixer – Basin**

- EcoProtect – water-saving device
- Fixed spout
  - Neoperl® Perlator® SSR, swivelling jet regulator
- OptimalSpace – ample space for washing or working
- KWC cartridge M 35 OP
  - with ceramic discs
  - flow rate and temperature continuously variable
  - temperature limitation
- Flexible connection hoses 3/8"
- Fastening by means of stud bolt M8x1
- Mounting hole size Ø35 mm

Flow rate 5 l/min (3 bar)  
Acoustic group I



**SAP Number Article Number**

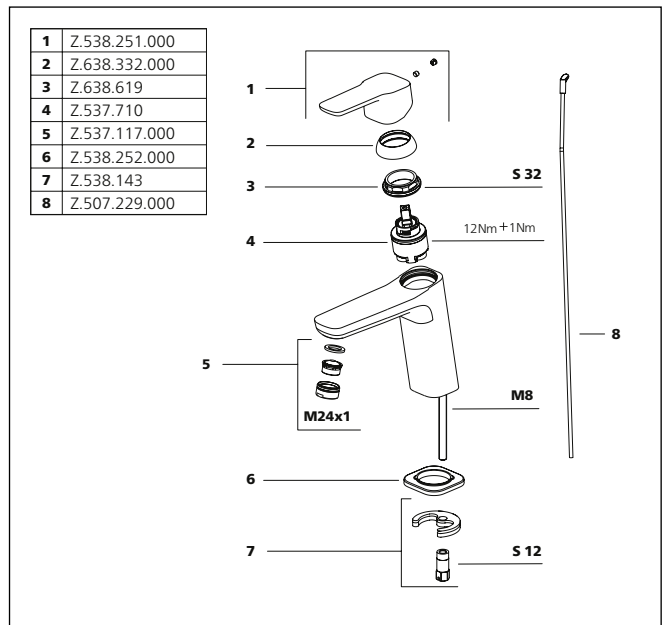
chromeline, A 145, flexible connection hoses,  
with pop-up valve  
**124521** 12.411.033.000FL

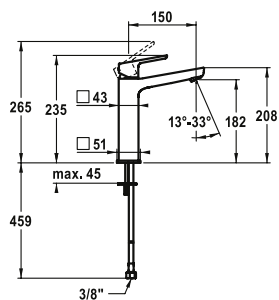
chromeline, A 145, flexible connection hoses,  
without pop-up valve  
**124522** 12.411.073.000FL

**MONTA Lever mixer – Basin – CoolFix**

- CoolFix – Cold water flow with a centered lever
- EcoProtect – water-saving device
- Fixed spout
  - Neoperl® Perlator® SSR, swivelling jet regulator
- OptimalSpace – ample space for washing or working
- KWC cartridge M 35 OP
  - with ceramic discs
  - flow rate and temperature continuously variable
  - temperature limitation
- Flexible connection hoses 3/8"
- Fastening by means of stud bolt M8x1
- Mounting hole size Ø35 mm

Flow rate 5 l/min (3 bar)  
Acoustic group I



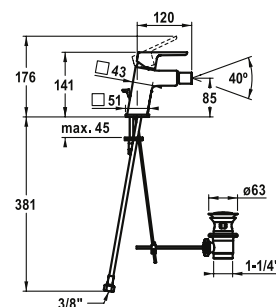


SAP Number Article Number

chromeline, A 150, flexible connection hoses,  
without pop-up valve  
**124523** 12.411.093.000FL

#### MONTA Lever mixer – Basin

- For top-mounted basins
- EcoProtect – water-saving device
- Fixed spout
- Neoperl® Perlator® SSR, swivelling jet regulator
- OptimalSpace – ample space for washing or working
- KWC cartridge M 35 OP
  - with ceramic discs
  - flow rate and temperature continuously variable
  - temperature limitation
- Flexible connection hoses 3/8"
- Fastening by means of stud bolt 2x M6 x 1
- Mounting hole size ø35 mm



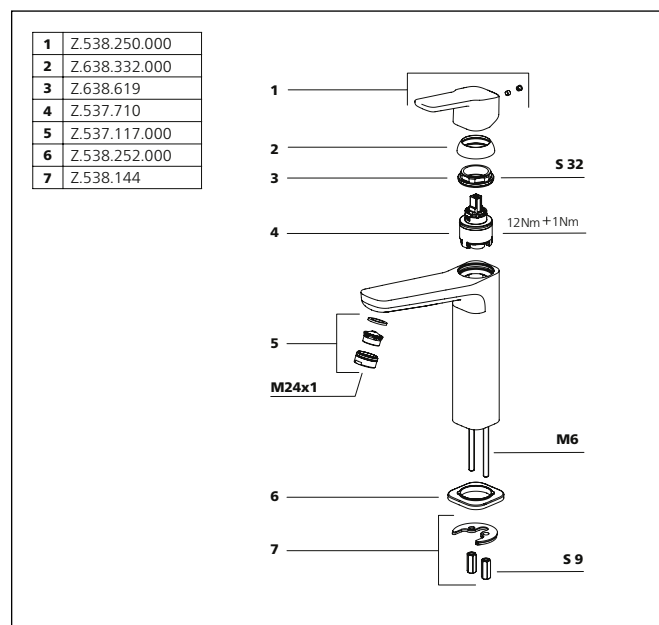
SAP Number Article Number

chromeline, A 120, flexible connection hoses,  
with pop-up valve  
**124524** 13.411.041.000FL

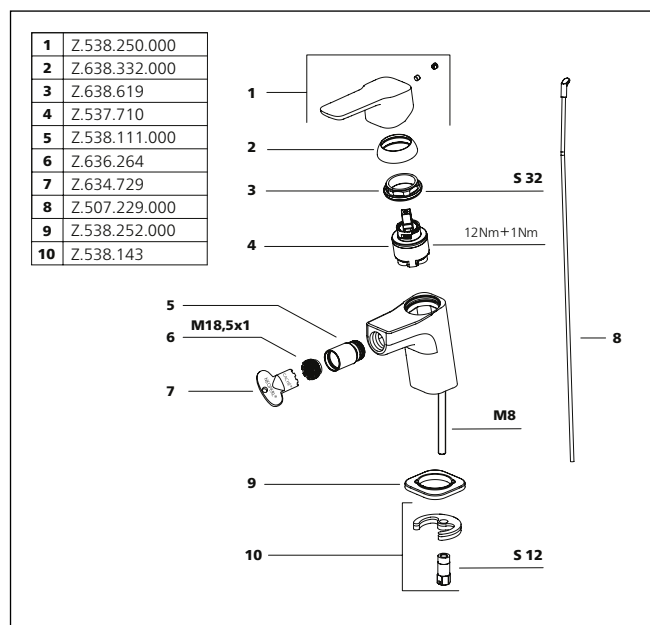
#### MONTA Lever mixer – Bidet

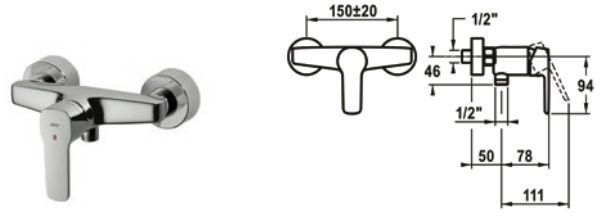
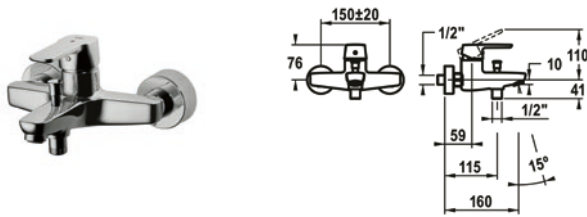
- EcoProtect – water-saving device
- Fixed spout
  - ball joint aerator Neoperl® Perlator®
- KWC cartridge M 35 OP
  - with ceramic discs
  - flow rate and temperature continuously variable
  - temperature limitation
- Flexible connection hoses 3/8"
- Fastening by means of stud bolt M8x1
- Mounting hole size ø35 mm

Flow rate 5 l/min (3 bar)  
Acoustic group I



Flow rate 5 l/min (3 bar)  
Acoustic group I





SAP Number	Article Number
chromeline, AD 150±20 mm, A 160, without hand shower, hose and bracket	
<b>124531</b>	20.412.333.000

## MONTA Lever mixer – Tub

- Diverter with automatic reset
- Intrinsically safe against backflow
- Fixed spout
  - Neoperl® Perlator®
- KWC cartridge M 35 H
  - with ceramic discs
  - flow rate and temperature continuously variable
- Wall connections ½" x ¾", without shut-off valve eccentric 10 mm

SAP Number	Article Number
chromeline, AD 150±20 mm, without hand shower and hose	
<b>124527</b>	21.412.330.000

### MONTA Lever mixer – Shower

- Intrinsically safe against backflow
- KWC cartridge M 35 H
  - with ceramic discs
  - flow rate and temperature continuously variable
- Wall connections  $\frac{1}{2}'' \times \frac{3}{4}''$ , without shut-off valve eccentric 10 mm

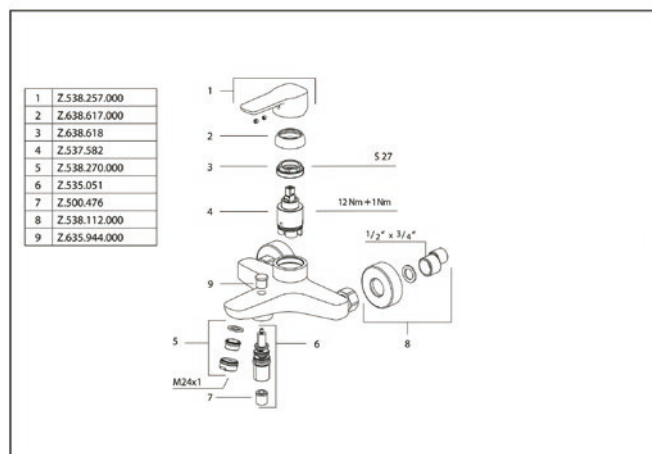
## Faucets for the bathroom

Flow rate 20 l/min (3 bar)

Acoustic group II

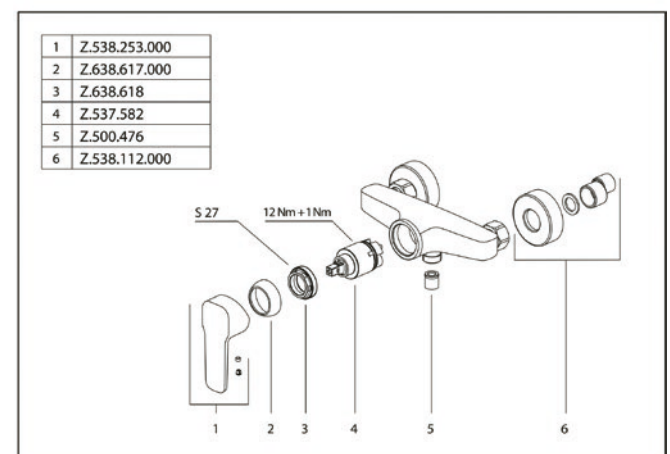
Spray outlet: Flow rate 16 l/min (3bar)

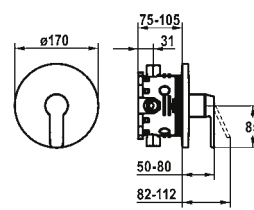
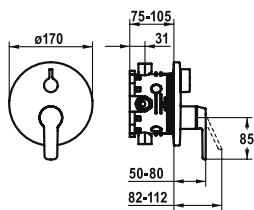
Spray outlet: Acoustic group II



Spray outlet: Flow rate 16 l/min (3bar)

Spray outlet: Acoustic group II





SAP Number	Article Number
chromeline, Trim kit <b>124534</b>	20.414.500.000
chromeline, Trim kit, with vacuum breaker <b>124535</b>	20.414.510.000

**MONTA Trim kit – Tub**

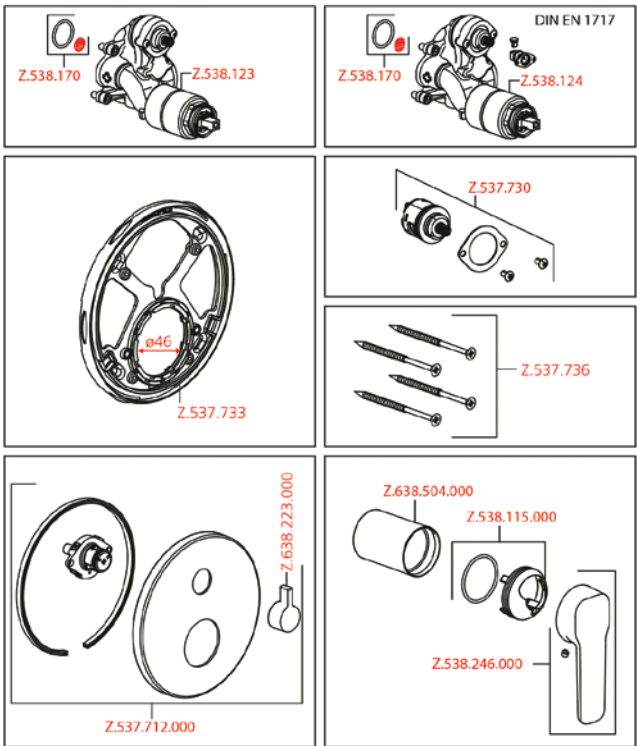
- Trim kit with function unit
- Outflow top and below
- Turning handle for diverter
- KWC cartridge M 35 H
  - with ceramic discs
  - flow rate and temperature continuously variable
- Scope of delivery: - Function unit, lever, cap, sleeve, cover plate, holder for escutcheon, diverter
  - Fastening of the cover plate without screws
- To be ordered separately:
  - Unit for concealed installation KWC BLUEBOX®  
½", without shut-off valve, 39.999.900.931  
¾" (½"), with shut-off valve, 39.999.910.931

SAP Number	Article Number
chromeline, Trim kit <b>124533</b>	21.414.500.000

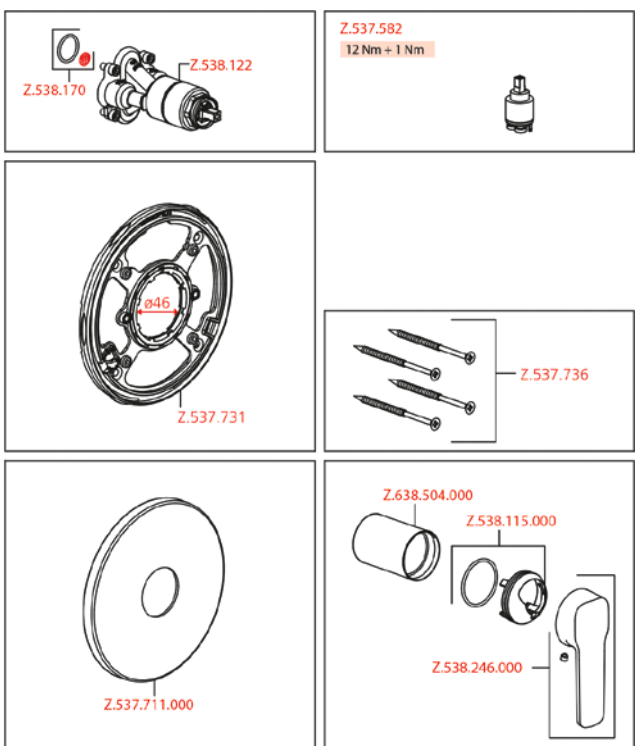
**MONTA Trim kit – Shower**

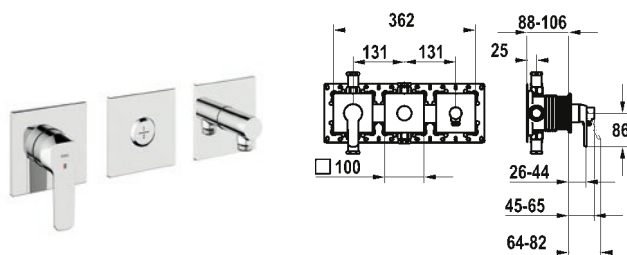
- Trim kit with function unit
- Outflow top or below
- KWC cartridge M 35 H
  - with ceramic discs
  - flow rate and temperature continuously variable
- Scope of delivery: - Function unit, lever, cap, sleeve, cover plate, holder for escutcheon
  - Fastening of the cover plate without screws
- To be ordered separately:
  - Unit for concealed installation KWC BLUEBOX®  
½", without shut-off valve, 39.999.900.931  
¾" (½"), with shut-off valve, 39.999.910.931

Flow rate 19 l/min (3 bar)  
Acoustic group I



Flow rate 19 l/min (3 bar)  
Acoustic group I



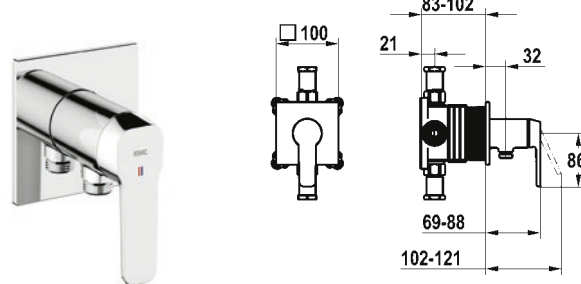


SAP Number	Article Number
------------	----------------

chromeline, trim kit, with safety device DIN EN 1717	
<b>125336</b>	20.414.550.000

**Trim kit, with safety device DIN 1717 – Lever mixer – Tub**

- Trim kit with function unit KWC HOMEBOX
  - Outflow
    - with integrated hose connection
    - above or below the second consumer with CHOICE diverter without automatic reset
  - KWC cartridge M 35-S HF
    - with ceramic discs
    - flow rate and temperature continuously variable
  - Scope of delivery:
    - Lever mixer unit
    - Diverter unit
    - Hose connection unit
    - Fastening of the cover plate without screws
  - To be ordered separately:
    - Unit for concealed installation KWC HOMEBOX
- Thermostatic/ lever mixer 2 consumers 39.006.261.931



SAP Number	Article Number
------------	----------------

chromeline, trim kit, with safety device DIN EN 1717	
<b>125333</b>	21.414.550.000

**Trim kit, with safety device DIN 1717 – Lever mixer – Shower**

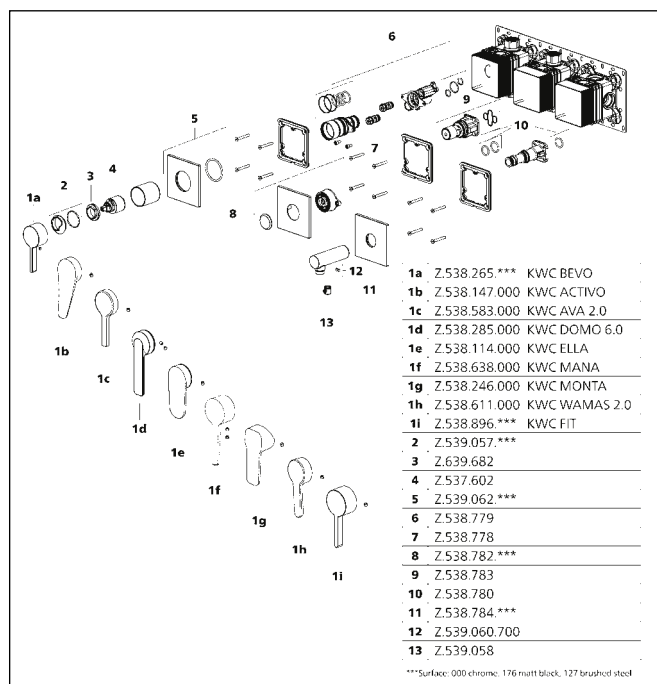
- Trim kit with function unit KWC HOMEBOX
  - Outflow
    - with integrated hose connection
  - KWC cartridge M 35-S HF
    - with ceramic discs
    - flow rate and temperature continuously variable
  - Scope of delivery:
    - Lever mixer unit – with integrated hose connection
    - Fastening of the cover plate without screws
  - To be ordered separately:
    - Unit for concealed installation KWC HOMEBOX
- Lever mixer 1 Consumers 39.006.251.931

Flow rate 19.2 l/min (3bar)

Acoustic group II

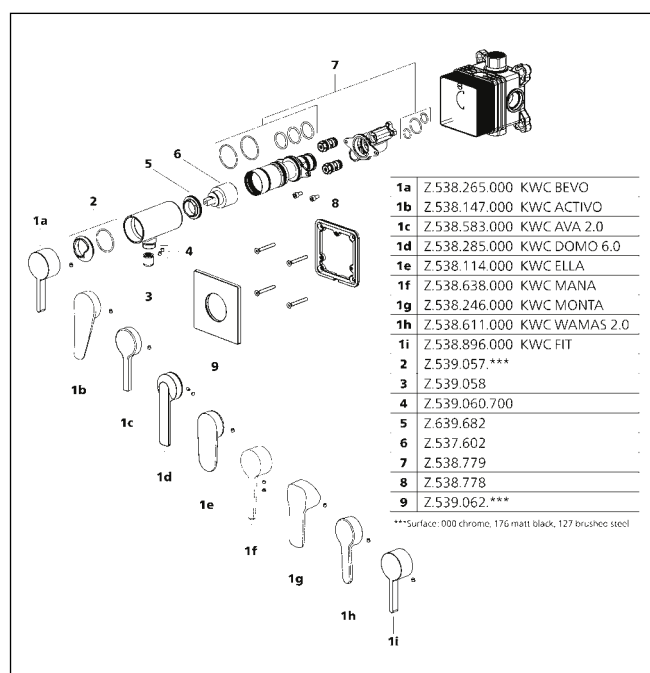
Spray outlet: Flow rate 15.2 l/min (3bar)

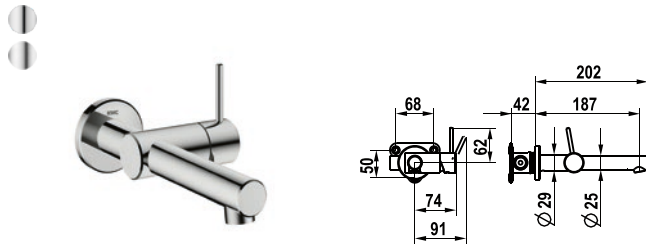
Spray outlet: Acoustic group I



Flow rate 16 l/min (3 bar)

Acoustic group I





**SAP Number Article Number**

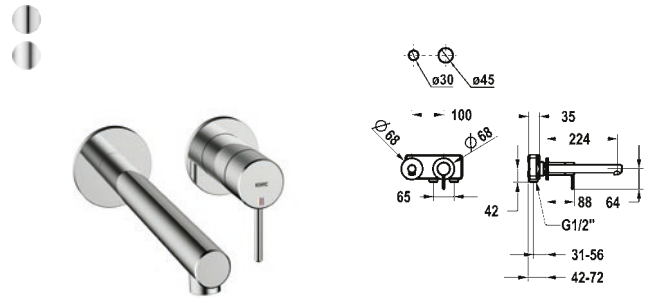
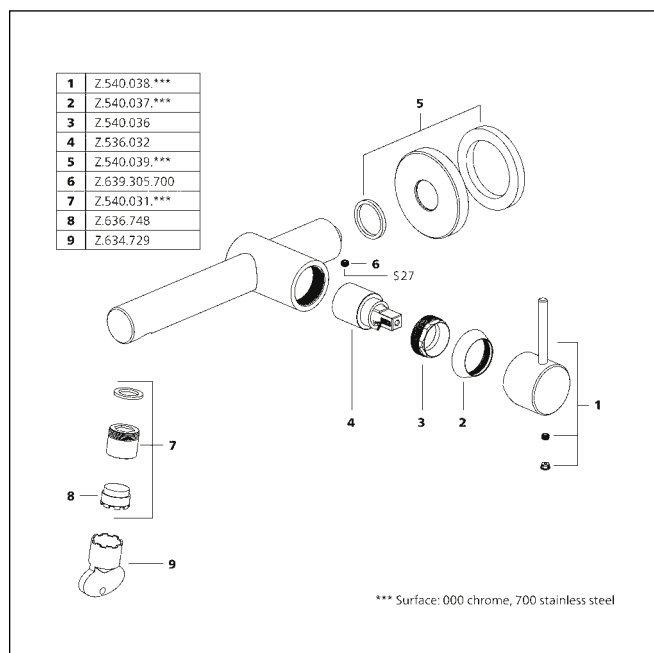
chromeline, A 185, trim kit  
**125634** 11.571.031.000

stainless steel, A 185, trim kit  
**125635** 11.571.031.700

**ONO E Trim kit – Lever mixer – Washbasin**

- Trim kit Lever mixer
- Made of stainless steel
- EcoProtect – water-saving device
- Fixed spout
  - Neoperl® Caché® SSR, swivelling jet regulator
- OptimalSpace – ample space for washing or working
- KWC cartridge S 25
  - with ceramic discs
  - flow rate and temperature continuously variable
- To be ordered separately:
  - Unit for concealed installation ½" 39.003.450.931
- To be ordered separately (optional or if necessary):
  - Extension set Z.540.050

Flow rate 4.3 l/min (3 bar)  
Acoustic group I



**SAP Number Article Number**

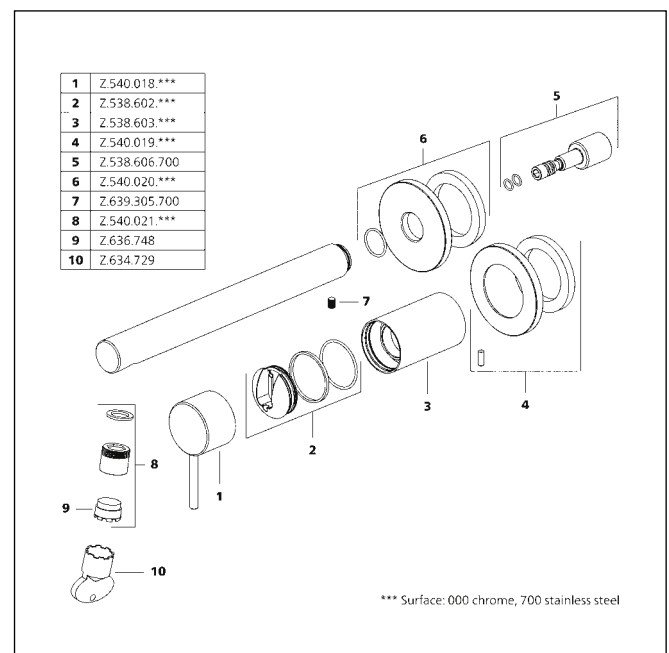
chromeline, A 225, trim kit  
**125637** 11.572.064.000

stainless steel, A 225, trim kit  
**125638** 11.572.064.700

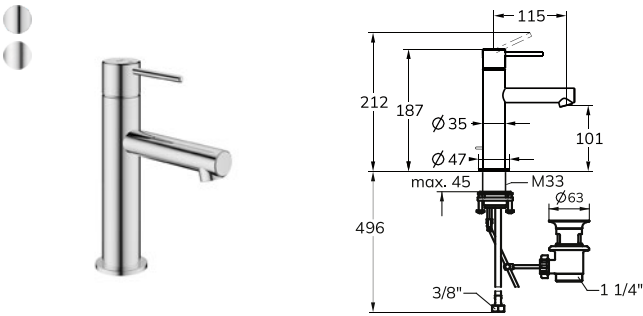
**ONO E Trim kit – Lever mixer – Washbasin**

- Trim kit Lever mixer
- Made of stainless steel
- EcoProtect – water-saving device
- Fixed spout
  - Neoperl® Caché® SSR, swivelling jet regulator
- OptimalSpace – ample space for washing or working
- KWC cartridge M 35 H
  - with ceramic discs
  - flow rate and temperature continuously variable
- To be ordered separately:
  - Unit for concealed installation ½" 39.001.400.000
- To be ordered separately (optional or if necessary):
  - Extension set 20 mm Z.536.333

Flow rate 5.2 l/min (3bar)  
Acoustic group I





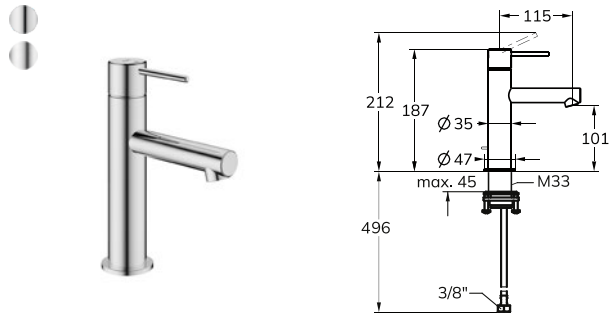
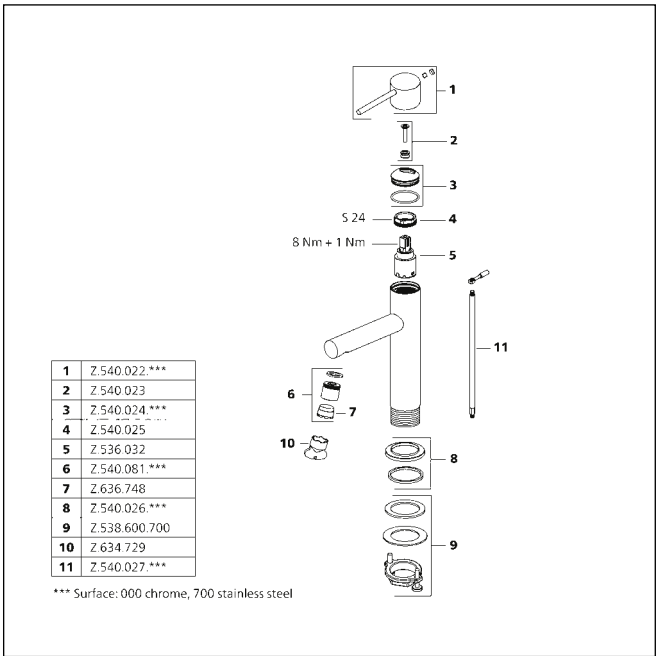


SAP Number	Article Number
chromeline, A 115, flexible connection hoses, with pop-up valve <b>125614</b>	12.578.041.000FL
stainless steel, A115, flexible connection hoses, with pop-up valve <b>125615</b>	12.578.041.700FL

**ONO E Lever mixer – Washbasin**

- Made of stainless steel
- EcoProtect – water-saving device
- Fixed spout
  - Neoperl® Caché® SSR, swivelling jet regulator
- KWC cartridge S 25
  - with ceramic discs
  - flow rate and temperature continuously variable
- Flexible connection hoses 3/8"
- QuickInstallation
  - Fastening via threaded connection with locking screws
- Mounting hole size ø35 mm
- Scope of delivery:
  - KWC pop-up valve Z.538.581.000

Flow rate 4.3 l/min (3 bar)  
Acoustic group I

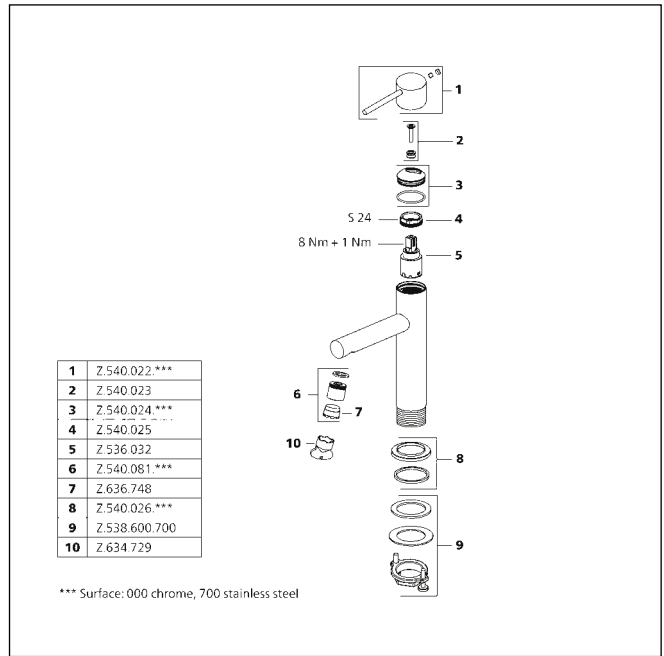


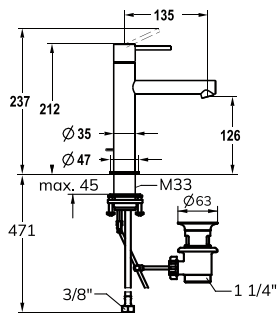
SAP Number	Article Number
chromeline, A 115, flexible connection hoses, without pop-up valve <b>125616</b>	12.578.051.000FL
stainless steel, A115, flexible connection hoses, without pop-up valve <b>125617</b>	12.578.051.700FL

**ONO E Lever mixer – Washbasin**

- Made of stainless steel
- EcoProtect – water-saving device
- Fixed spout
  - Neoperl® Caché® SSR, swivelling jet regulator
- KWC cartridge S 25
  - with ceramic discs
  - flow rate and temperature continuously variable
- Flexible connection hoses 3/8"
- QuickInstallation
  - Fastening via threaded connection with locking screws
- Mounting hole size ø35 mm

Flow rate 4.3 l/min (3 bar)  
Acoustic group I





**SAP Number Article Number**

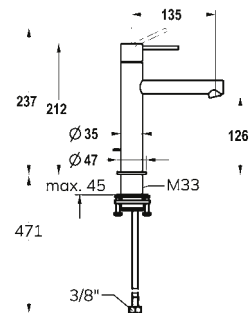
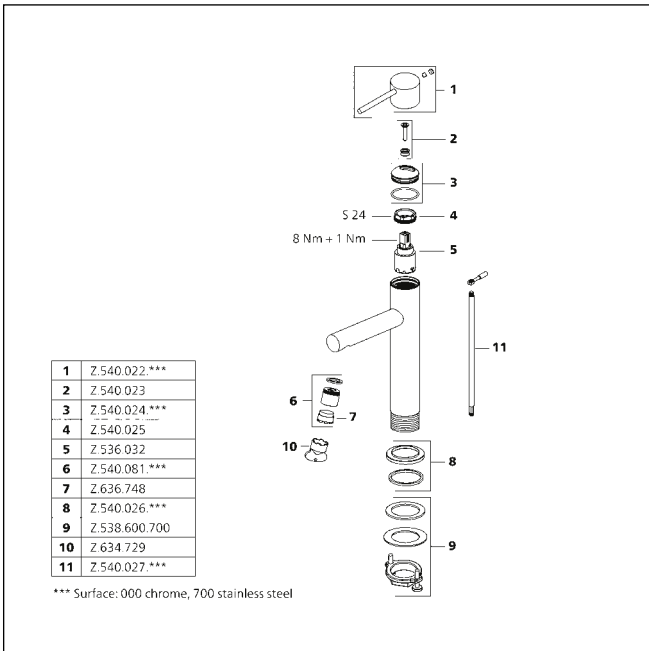
chromeline, A 135, flexible connection hoses,  
with pop-up valve  
**125618** 12.578.042.000FL

stainless steel, A 135, flexible connection hoses,  
with pop-up valve  
**125619** 12.578.042.700FL

**ONO E Lever mixer – Washbasin**

- Made of stainless steel
- EcoProtect – water-saving device
- Fixed spout
  - Neoperl® Caché® SSR, swivelling jet regulator
- OptimalSpace – ample space for washing or working
- KWC cartridge S 25
  - with ceramic discs
  - flow rate and temperature continuously variable
- Flexible connection hoses 3/8"
- QuickInstallation
  - Fastening via threaded connection with locking screws
- Mounting hole size ø35 mm
- Scope of delivery:
  - KWC pop-up valve Z.538.581.000

Flow rate 4.3 l/min (3 bar)  
Acoustic group I



**SAP Number Article Number**

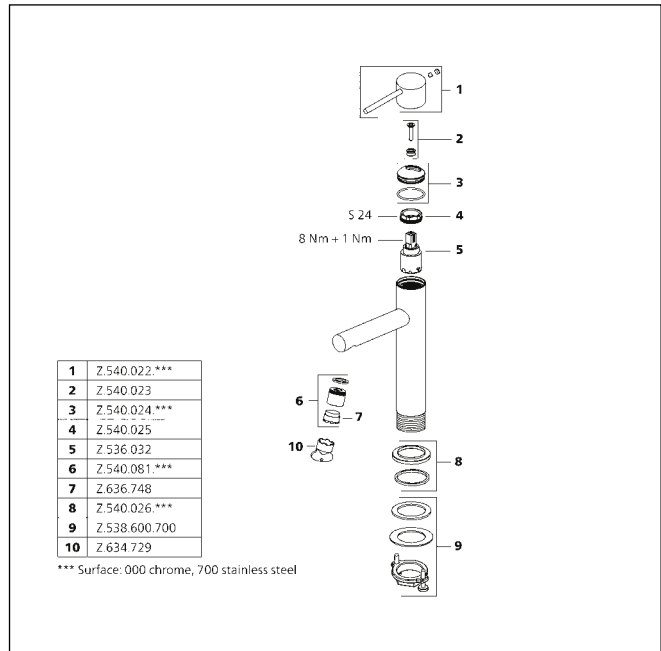
chromeline, A 135, flexible connection hoses,  
without pop-up valve  
**125620** 12.578.052.000FL

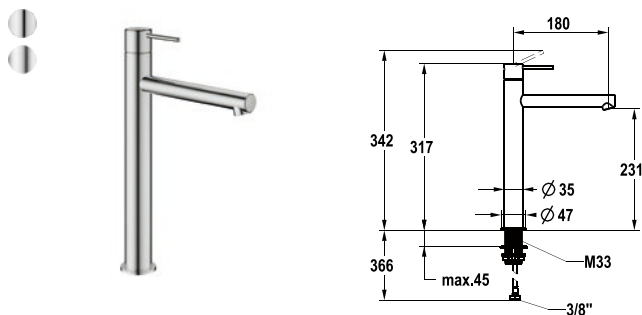
stainless steel, A 135, flexible connection hoses,  
without pop-up valve  
**125621** 12.578.052.700FL

**ONO E Lever mixer – Washbasin**

- Made of stainless steel
- EcoProtect – water-saving device
- Fixed spout
  - Neoperl® Caché® SSR, swivelling jet regulator
- OptimalSpace – ample space for washing or working
- KWC cartridge S 25
  - with ceramic discs
  - flow rate and temperature continuously variable
- Flexible connection hoses 3/8"
- QuickInstallation
  - Fastening via threaded connection with locking screws
- Mounting hole size ø35 mm

Flow rate 4.3 l/min (3 bar)  
Acoustic group I





#### SAP Number Article Number

chromeline, A 180, flexible connection hoses,  
without pop-up valve

**125622** 12.578.093.000FL

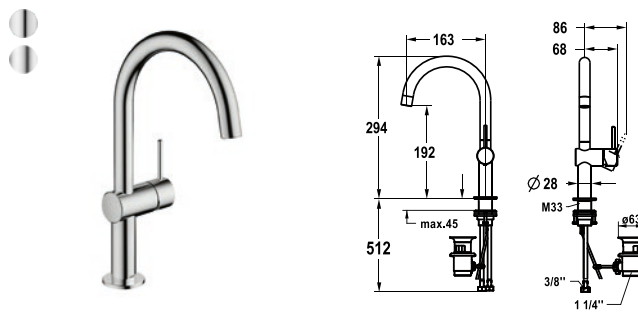
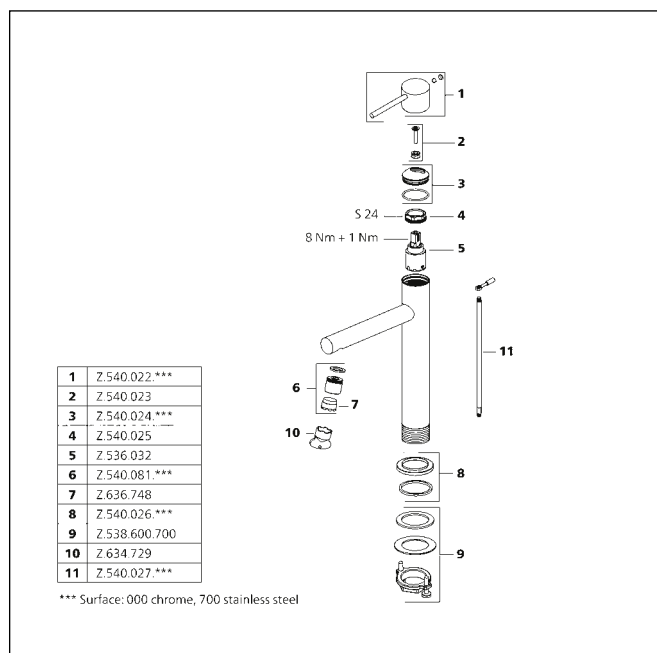
stainless steel, A 180, flexible connection hoses,  
without pop-up valve

**125623** 12.578.093.700FL

#### ONO E Lever mixer – Washbasin

- Made of stainless steel
- EcoProtect – water-saving device
- Fixed spout
  - Neoperl® Caché® SSR, swivelling jet regulator
- OptimalSpace – ample space for washing or working
- KWC cartridge S 25
  - with ceramic discs
  - flow rate and temperature continuously variable
- Flexible connection hoses 3/8"
- QuickInstallation
  - Fastening via threaded connection with locking screws
- Mounting hole size ø35 mm

Flow rate 4.3 l/min (3 bar)  
Acoustic group I



#### SAP Number Article Number

chromeline, A 160, flexible connection hoses,  
with pop-up valve

**125624** 12.578.132.000FL

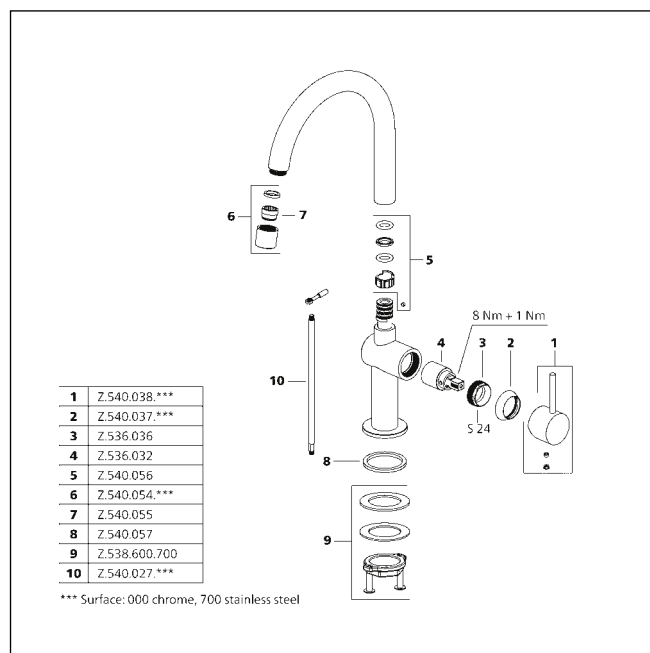
stainless steel, A 160, flexible connection hoses,  
with pop-up valve

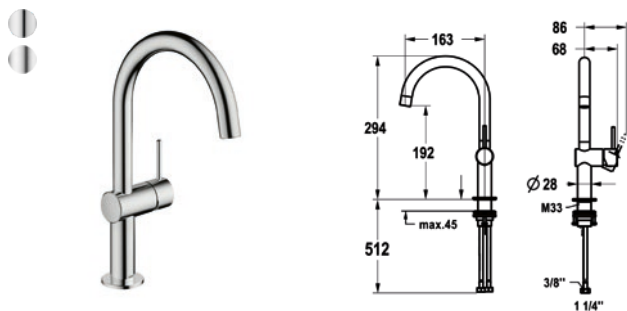
**125625** 12.578.132.700FL

#### ONO E Lever mixer – Washbasin

- Made of stainless steel
- Lever installation only possible on the right side
  - Child safety: cold water flow in lever position towards the front
- EcoProtect – water-saving device
- Swivel spout 120°
  - Neoperl® Caché® SJR, swivelling jet regulator
- OptimalSpace – ample space for washing or working
- KWC cartridge S 25
  - with ceramic discs
  - flow rate and temperature continuously variable
- Flexible connection hoses 3/8"
- QuickInstallation
  - Fastening via threaded connection with locking screws
- Mounting hole size ø35 mm
- Scope of delivery:
  - KWC pop-up valve Z.538.581.000

Flow rate 4.4 l/min (3 bar)  
Acoustic group I





#### SAP Number Article Number

chromeline, A160, flexible connection hoses,  
without pop-up valve

**125626** 12.578.142.000FL

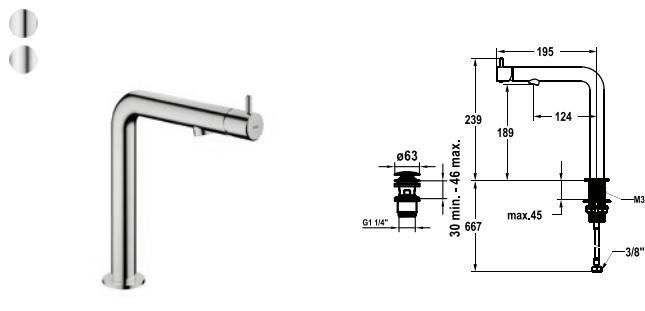
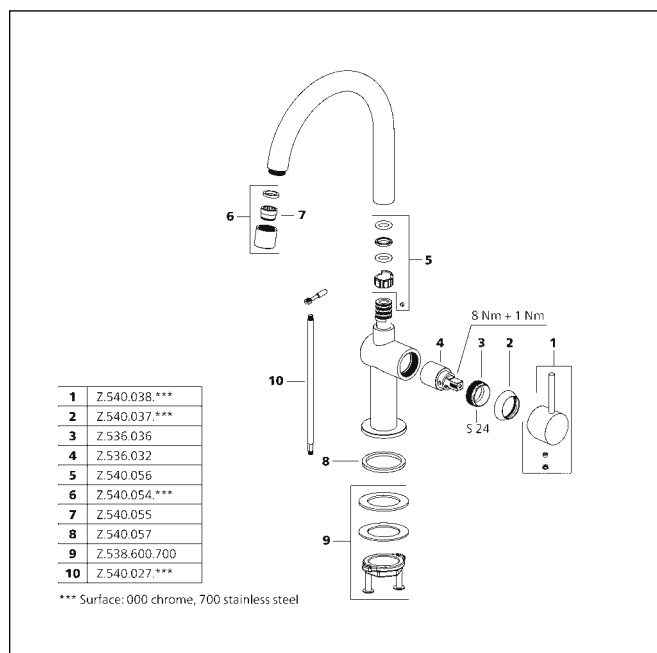
stainless steel, A160, flexible connection hoses,  
without pop-up valve

**125627** 12.578.142.700FL

#### ONO E Lever mixer – Washbasin

- Made of stainless steel
- Lever installation only possible on the right side
  - Child safety: cold water flow in lever position towards the front
- EcoProtect – water-saving device
- Swivel spout 120°
  - Neoperl® Caché® SJR, swivelling jet regulator
- OptimalSpace – ample space for washing or working
- KWC cartridge S 25
  - with ceramic discs
  - flow rate and temperature continuously variable
- Flexible connection hoses 3/8"
- QuickInstallation
  - Fastening via threaded connection with locking screws
- Mounting hole size ø35 mm

Flow rate 4.4 l/min (3 bar)  
Acoustic group I



#### SAP Number Article Number

chromeline, A 125, flexible connection hoses,  
with Push Open

**125628** 12.578.671.000FL

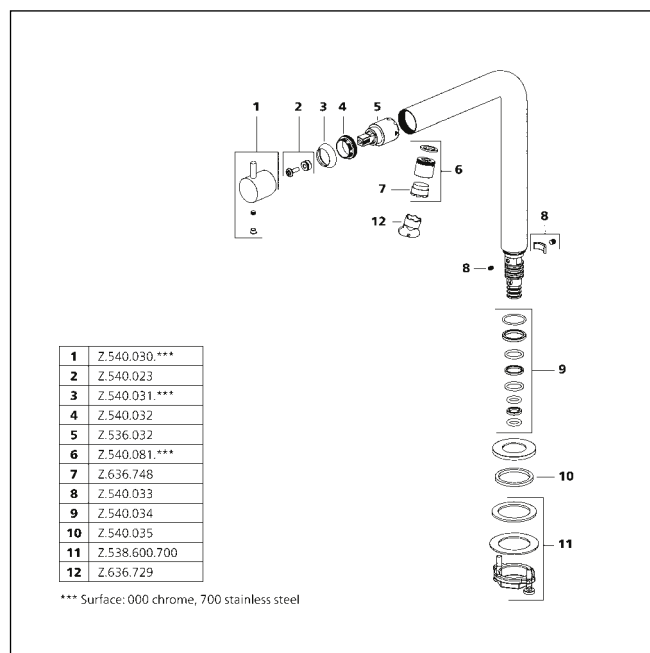
stainless steel, A 125, flexible connection hoses,  
with Push Open

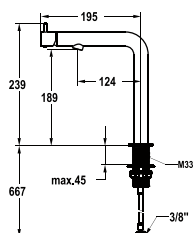
**125629** 12.578.671.700FL

#### ONO E Lever mixer – Washbasin

- Made of stainless steel
- EcoProtect – water-saving device
- Swivel spout fixe, extensible to 120°
  - Neoperl® Perlator® SJR, swivelling jet regulator
- OptimalSpace – ample space for washing or working
- KWC cartridge S 25
  - with ceramic discs
  - flow rate and temperature continuously variable
- Flexible connection hoses 3/8"
- QuickInstallation
  - Fastening via threaded connection with locking screws
- Mounting hole size ø35 mm
- Scope of delivery:
  - KWC pop-up valve Push Open steel Z.540.049.000

Flow rate 4.5 l/min (3 bar)  
Acoustic group I





**SAP Number Article Number**

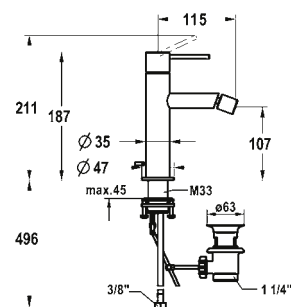
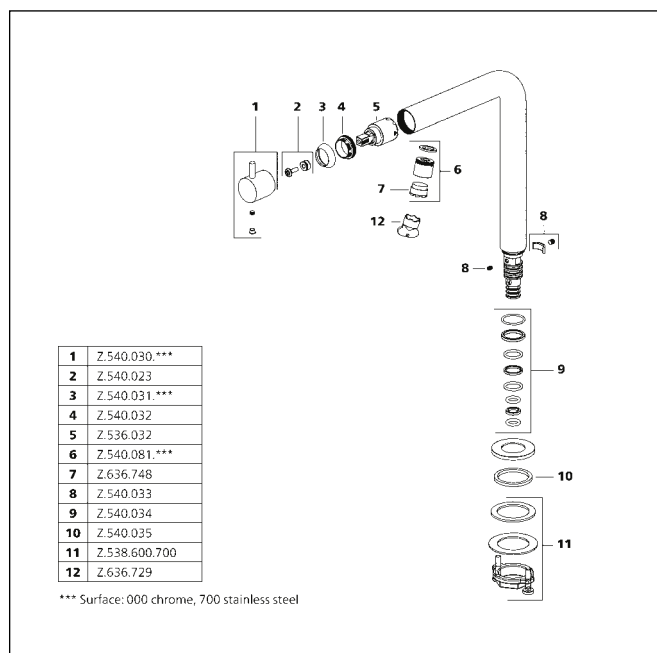
chromeline, A125, flexible connection hoses,  
without pop-up valve  
**125630** 12.578.681.000FL

stainless steel, A125, flexible connection hoses,  
without pop-up valve  
**125631** 12.578.681.700FL

**ONO E Lever mixer – Washbasin**

- Made of stainless steel
- EcoProtect – water-saving device
- Swivel spout fixe, extensible to 120°
- Neoperl® Perlator® SJR, swivelling jet regulator
- OptimalSpace – ample space for washing or working
- KWC cartridge S 25
- with ceramic discs
- flow rate and temperature continuously variable
- Flexible connection hoses 3/8"
- QuickInstallation
- Fastening via threaded connection with locking screws
- Mounting hole size ø35 mm

Flow rate 4.5 l/min (3 bar)  
Acoustic group I



**SAP Number Article Number**

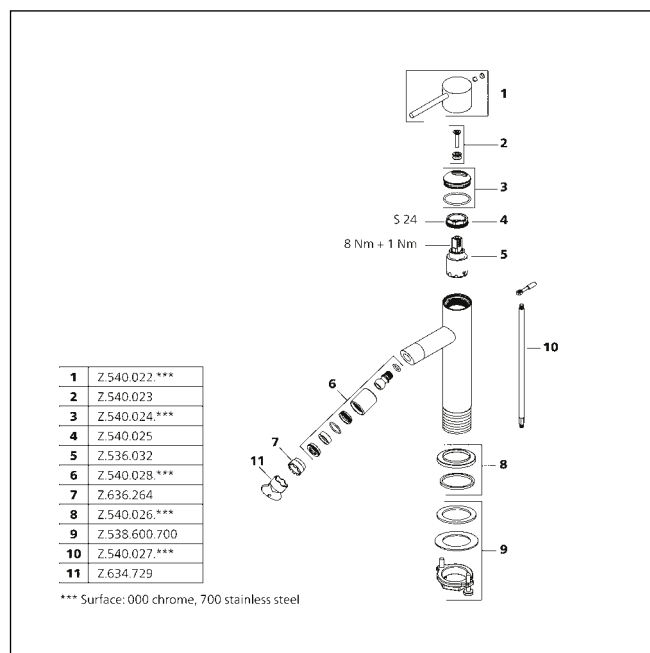
chromeline, A115, flexible connection hoses,  
with pop-up valve  
**125632** 13.578.041.000FL

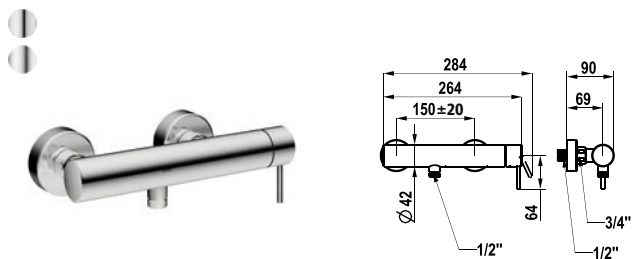
stainless steel, A115, flexible connection hoses,  
with pop-up valve  
**125633** 13.578.041.700FL

**ONO E Lever mixer – Bidet**

- Made of stainless steel
- EcoProtect – water-saving device
- Fixed spout
- Ball joint aerator perlator
- KWC cartridge S 25
- with ceramic discs
- flow rate and temperature continuously variable
- Flexible connection hoses 3/8"
- QuickInstallation
- Fastening via threaded connection with locking screws
- Mounting hole size ø35 mm
- Scope of delivery:
- KWC pop-up valve Z.538.581.000

Flow rate 4.1 l/min (3 bar)  
Acoustic group I



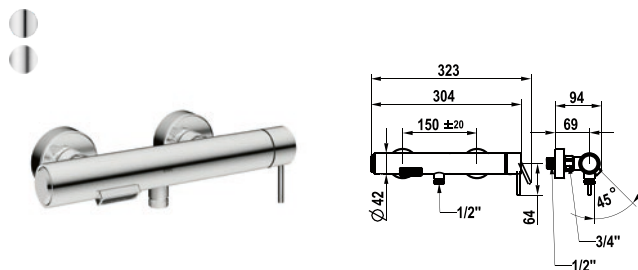
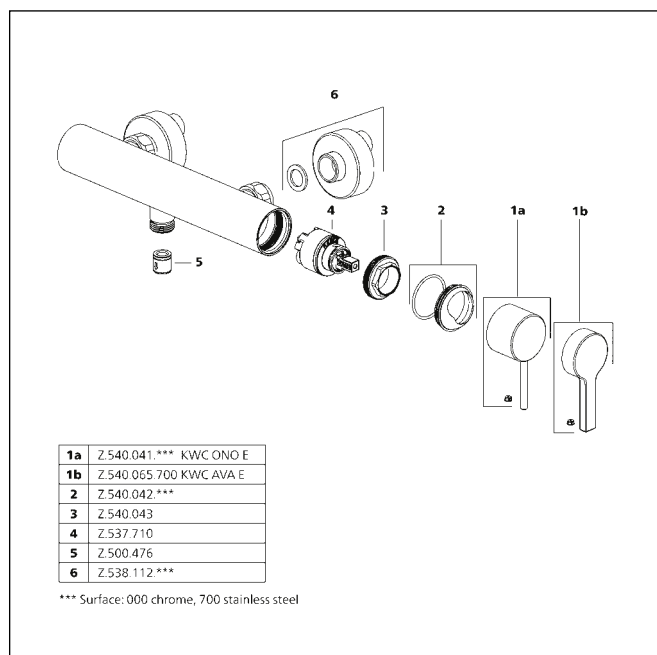


SAP Number	Article Number
chromeline, AD 150±20, without spray head and hose <b>125645</b>	21.572.480.000
stainless steel, AD 150±20, without spray head and hose <b>125646</b>	21.572.480.700

#### ONO E Lever mixer – Shower

- Made of stainless steel
- Intrinsically safe against backflow
- KWC cartridge with safety device M 35 OP
  - with ceramic discs
  - flow rate and temperature continuously variable
- Wall connections 1/2" x 3/4", without shut-off valve eccentric 10 mm

Spray outlet: Flow rate 17 l/min (3bar)  
Spray outlet: Acoustic group II

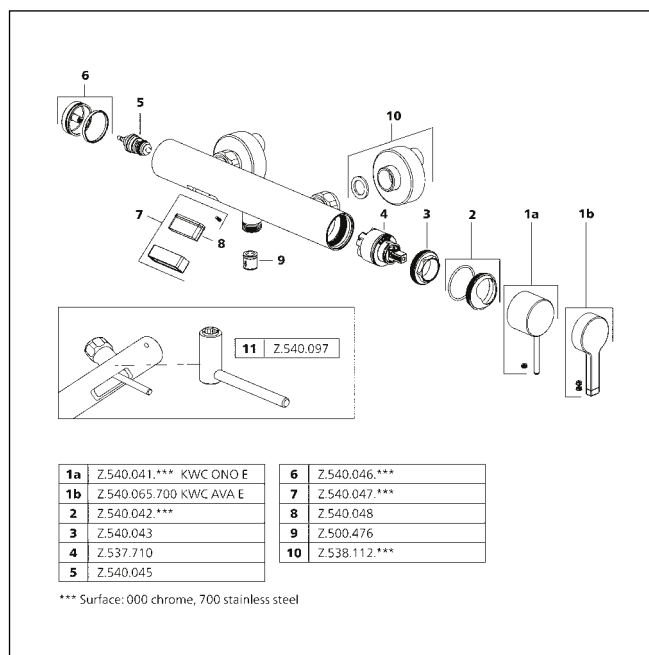


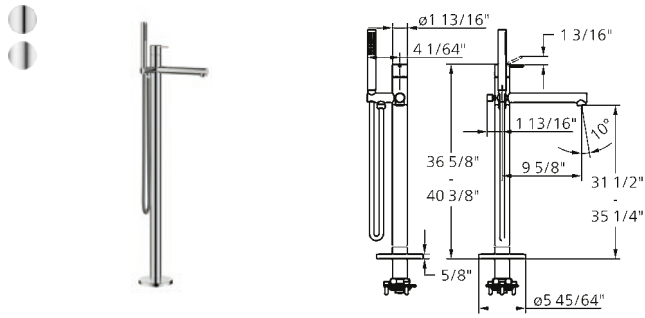
SAP Number	Article Number
chromeline, AD 150±20, without spray head, hose and holder <b>125653</b>	20.572.480.000
stainless steel, AD 150±20, without spray head, hose and holder <b>125654</b>	20.572.480.700

#### ONO E Lever mixer – Tub

- Made of stainless steel
- Push-button diverter with automatic reset
- Intrinsically safe against backflow
- Fixed spout
  - Neoperl® surge aerator
- KWC cartridge M 35 OP
  - with ceramic discs
  - flow rate and temperature continuously variable
- Wall connections 1/2" x 3/4", without shut-off valve eccentric 10 mm

Flow rate 21 l/min (3bar)  
Acoustic group U  
Spray outlet: Flow rate 12.6 l/min(3bar)  
Spray outlet: Acoustic group II





SAP Number	Article Number
chromeline, A 245, with spray head and hose <b>125655</b>	20.571.094.000
stainless steel, A 245, with spray head and hose <b>125656</b>	20.571.094.700

### ONO E Lever mixer – Tub

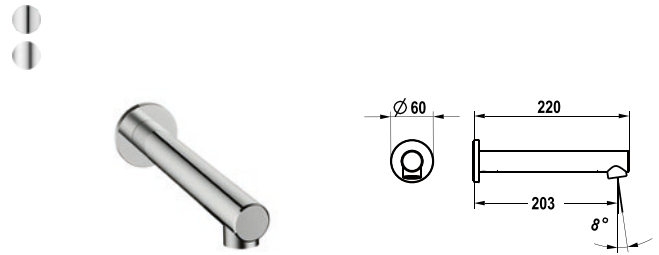
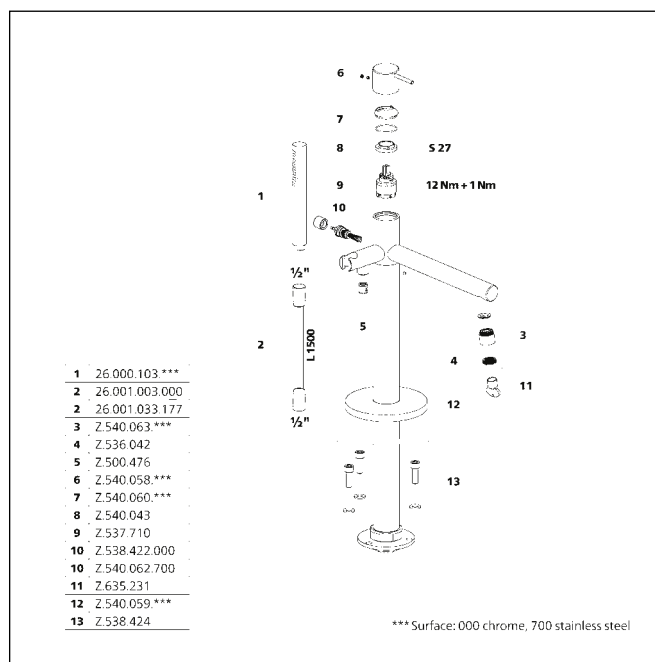
- For freestanding tub
- Made of stainless steel
- Integrated check valve in the hose outlet
- with shower holder
- Fixed spout
  - Neoperl® SLIM®
- KWC cartridge M 35 OP
  - with ceramic discs
  - flow rate and temperature continuously variable
  - temperature limitation
- Scope of delivery:
  - Hand shower KWC FIT-X slim 26.000.103.000
  - Shower hose 1500 mm, metal Z.538.415.000
- To be ordered separately:
  - Unit for concealed installation 39.000.602.931

Flow rate 21 l/min (3 bar)

Acoustic group II

Spray outlet: Flow rate 12 l/min (3 bar)

Spray outlet: Acoustic group I



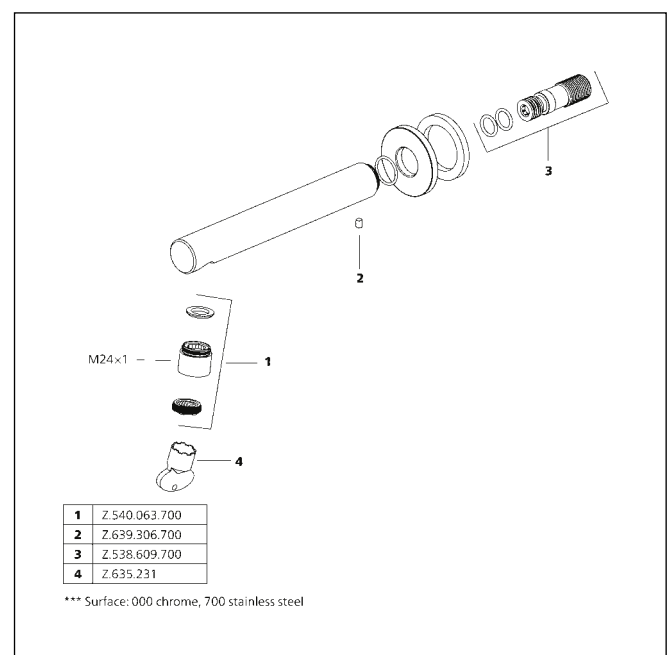
SAP Number	Article Number
chromeline, A 205, ½" thread <b>125657</b>	26.578.044.000
stainless steel, A 205, ½" thread <b>125658</b>	26.578.044.700

### ONO E Bathtub spout

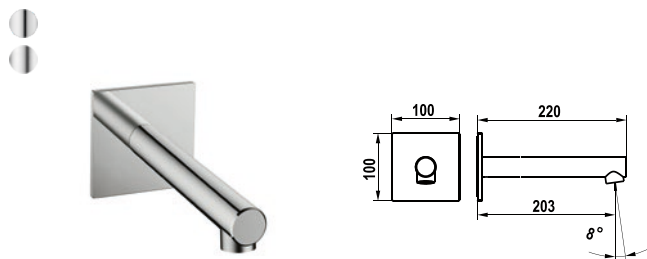
- Bathtub spout
- Fixed spout
  - Neoperl® SLIM®
- Connecting thread ½"
- Suitable for:
  - KWC ONO E

Flow rate 29 l/min (3 bar)

Acoustic group I







**SAP Number      Article Number**

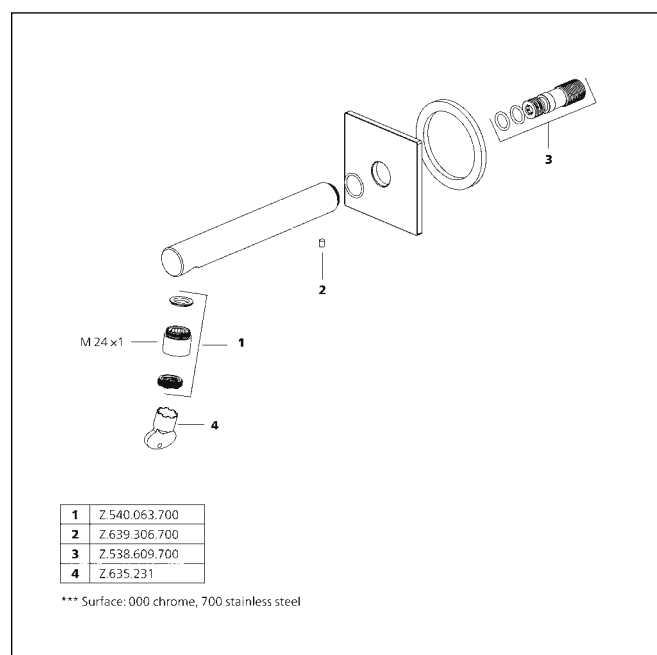
chromeline, A 205, ½" thread  
**125659**      26.578.054.000

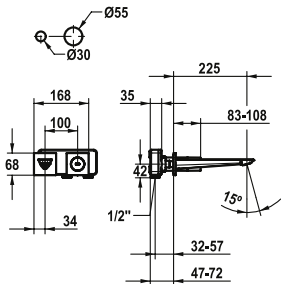
stainless steel, A 205, ½" thread  
**125660**      26.578.054.700

**ONO E Bathtub spout**

- Bathtub spout
- Fixed spout
  - Neoperl® SLIM®
- Connecting thread ½"
- Suitable for:
  - KWC ONO E

Flow rate 29 l/min (3 bar)  
 Acoustic group I





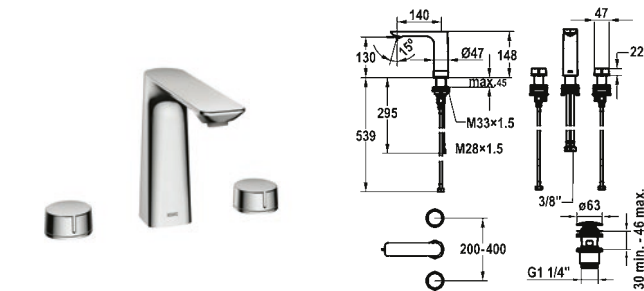
SAP Number	Article Number
chromeline, A 225, Trim kit	
125492	11.492.064.000

ORA Trim kit – Lever mixer – Basin

- Trim kit Lever mixer
- Fixed spout
  - Neoperl® Perlator® SSR, swivelling jet regulator
- OptimalSpace – ample space for washing or working
- KWC cartridge M 35 H
  - with ceramic discs
  - flow rate and temperature continuously variable
- To be ordered separately:
  - Unit for concealed installation 1/2" 39.001.402.000
- To be ordered separately (optional or if necessary):
  - Extension set 20 mm Z.536.333

Flow rate 5 l/min (3 bar)  
Acoustic group I

1	Z.538.942.000	7	Z.635.632
2	Z.538.698.000	8	Z.538.697.000
3	Z.538.631.000	9	Z.601.252
4	Z.639.327	10	Z.538.967.000
5	Z.538.632.000	11	Z.538.364
6	Z.537.582	12	Z.635.215



<b>SAP Number</b>	<b>Article Number</b>
-------------------	-----------------------

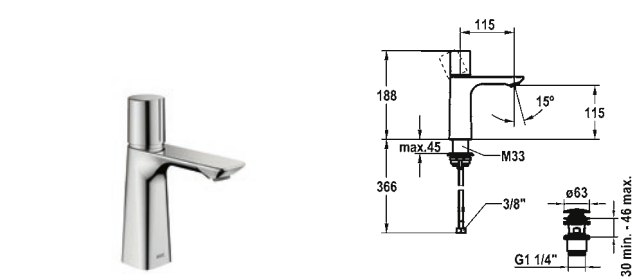
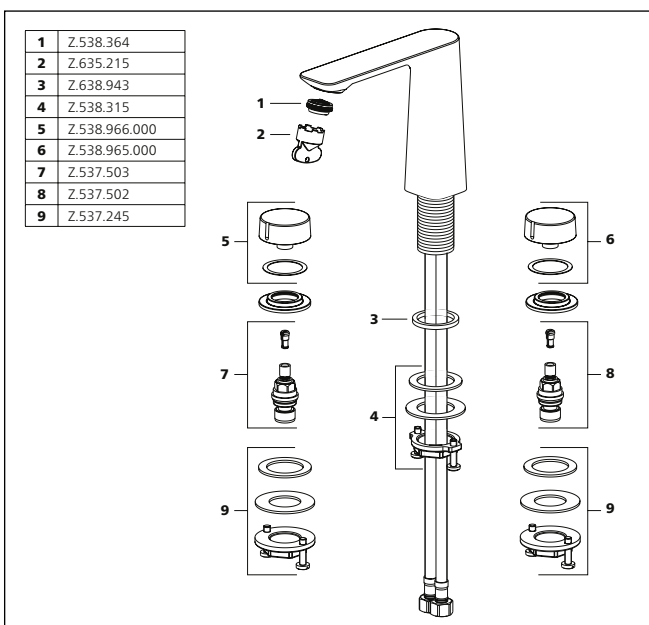
chromeline, A 145, flexible connection hoses,  
with Push Open

125489 12.493.651.000FL

### ORA Two-handle mixer – Basin

- 3-hole
- EcoProtect – water-saving device
- Fixed spout
  - Neoperl® Perlator® SSR, swivelling jet regulator
- OptimalSpace – ample space for washing or working
- Flexible connection hoses  $\frac{3}{8}$ "
- QuickInstallation
  - Fastening via threaded connection with locking screws
- Mounting hole size  $\varnothing 35$  mm /  $\varnothing 30$  mm
- Scope of delivery:
  - KWC pop-up valve Push Open 2 in 1 Z.538.321.000

Flow rate 4 l/min (3 bar)  
Acoustic group I



<b>SAP Number</b>	<b>Article Number</b>
-------------------	-----------------------

chromeline, A 115, flexible connection hoses,  
with Push Open

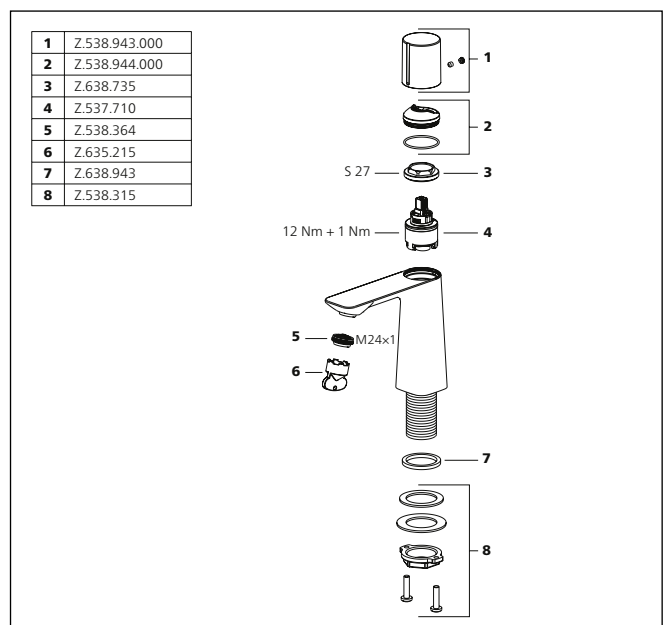
**125484** 12.498.641.000FL

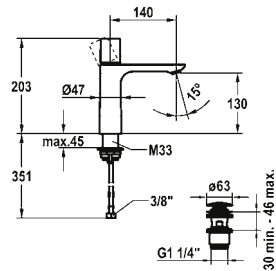
chromeline, A 115, flexible connection hoses,  
without pop-up valve

### ORA Lever mixer – Basin

- EcoProtect – water-saving device
- Fixed spout
  - Neoperl® Perlator® SSR, swivelling jet regulator
- KWC cartridge M 35 OP
  - with ceramic discs
  - flow rate and temperature continuously variable
- Flexible connection hoses ¾"
- QuickInstallation
  - Fastening via threaded connection with locking screws
- Mounting hole size Ø35 mm
- Scope of delivery:
  - KWC pop-up valve Push Open 2 in 1 Z.538.321.000

Flow rate 4 l/min (3 bar)  
Acoustic group I





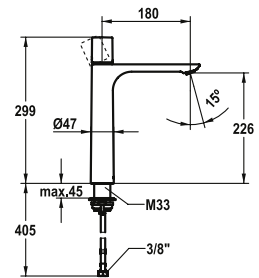
**SAP Number Article Number**

chromeline, A 145, flexible connection hoses,  
with Push Open  
**125486** 12.498.642.000FL

chromeline, A 145, flexible connection hoses,  
without pop-up valve  
**125487** 12.498.052.000FL

**ORA Lever mixer – Basin**

- EcoProtect – water-saving device
- Fixed spout
  - Neoperl® Perlator® SSR, swivelling jet regulator
- OptimalSpace – ample space for washing or working
- KWC cartridge M 35 OP
  - with ceramic discs
  - flow rate and temperature continuously variable
- Flexible connection hoses 3/8"
- QuickInstallation
  - Fastening via threaded connection with locking screws
- Mounting hole size ø35 mm
- Scope of delivery:
  - KWC pop-up valve Push Open 2 in 1 Z.538.321.000



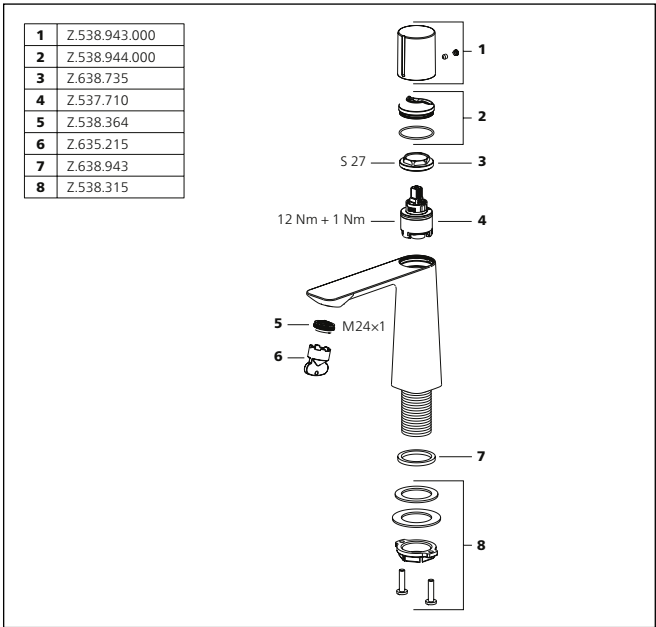
**SAP Number Article Number**

chromeline, A 185, flexible connection hoses,  
without pop-up valve  
**125488** 12.498.093.000FL

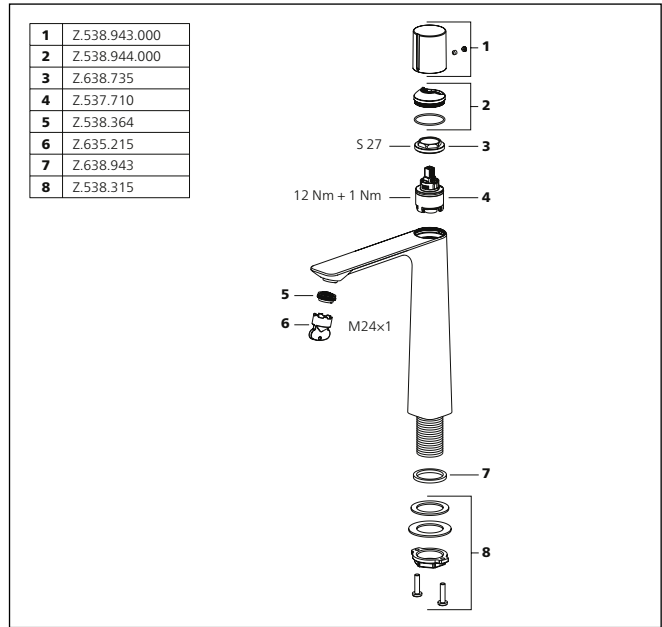
**ORA Lever mixer – Basin**

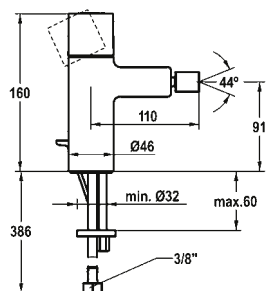
- For top-mounted basins
- EcoProtect – water-saving device
- Fixed spout
  - Neoperl® Perlator® SSR, swivelling jet regulator
- OptimalSpace – ample space for washing or working
- KWC cartridge M 35 OP
  - with ceramic discs
  - flow rate and temperature continuously variable
- Flexible connection hoses 3/8"
- QuickInstallation
  - Fastening via threaded connection with locking screws
- Mounting hole size ø35 mm

Flow rate 4 l/min (3 bar)  
Acoustic group I



Flow rate 4 l/min (3 bar)  
Acoustic group I





SAP Number	Article Number
------------	----------------

chromeline, A 110, flexible connection hoses, with pop-up valve	
--	--

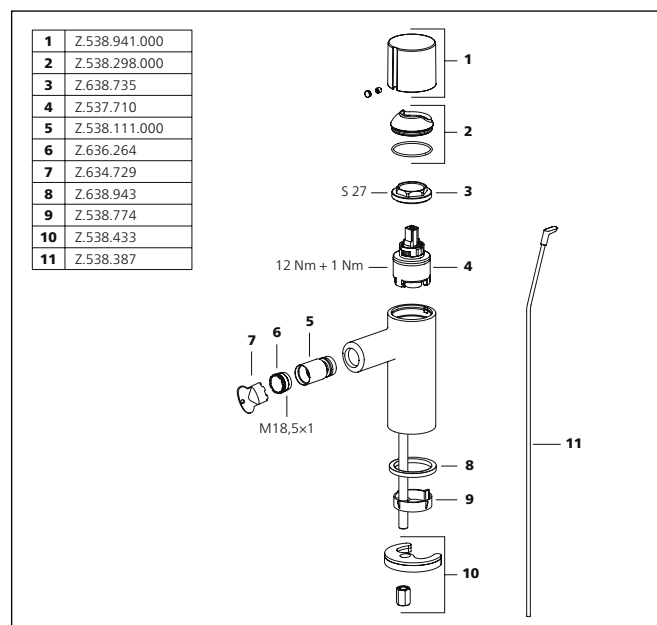
<b>125490</b>	13.491.041.000FL
---------------	------------------

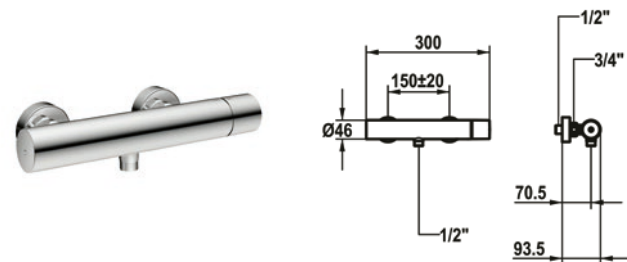
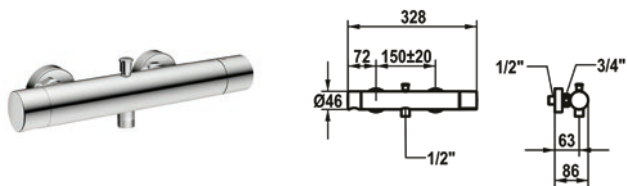
### ORA Lever mixer – Bidet

- Fixed spout
  - ball joint aerator Neoperl® Caché®
- KWC cartridge M 35 OP
  - with ceramic discs
  - flow rate and temperature continuously variable
- Flexible connection hoses 3/8"
- Fastening by means of stud bolt M8x1
- Mounting hole size ø35 mm
- Scope of delivery:
  - KWC pop-up valve Z.538.581.000

Flow rate 4.8 l/min (3 bar)

Acoustic group I





SAP Number	Article Number
chromeline, AD 150±20 mm, without hand shower, hose and bracket	
<b>125500</b>	20.492.440.000

SAP Number	Article Number
chromeline, AD 150±20 mm, without hand shower and hose	
<b>125496</b>	21.492.480.000

**ORA Lever mixer – bath**

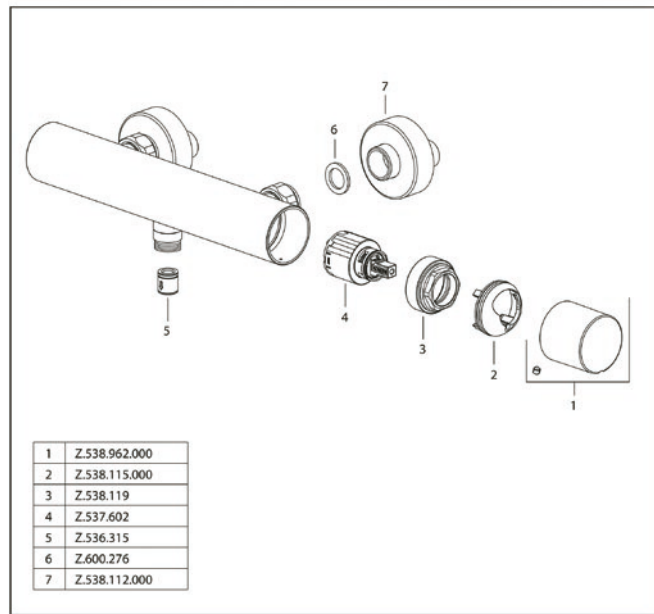
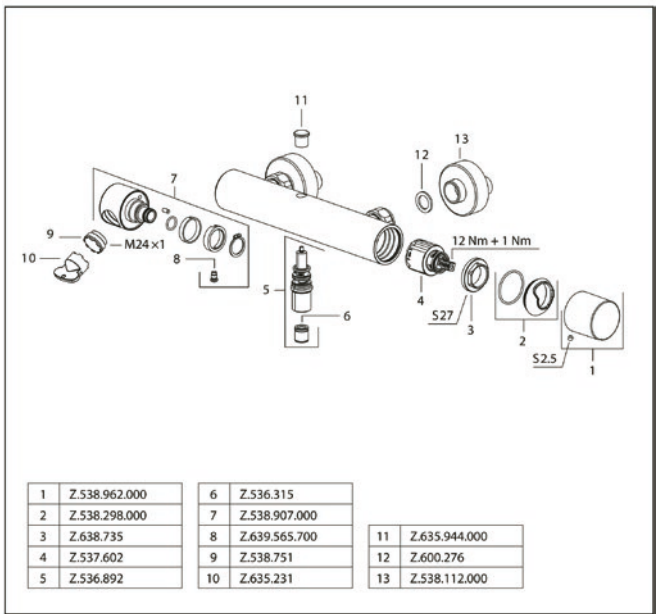
- Diverter with automatic reset
- Intrinsically safe against backflow
- Rotatable spout 60°
  - Neoperl® Caché®
- KWC cartridge M 35-S HF
  - with ceramic discs
  - flow rate and temperature continuously variable
- Wall connections 1/2" x 3/4", without shut-off valve eccentric 10 mm

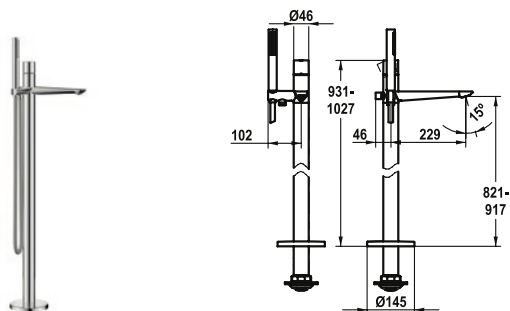
**ORA Lever mixer – shower**

- TouchProtect
  - anti-scald protection thanks to the "double skin" principle
- Intrinsically safe against backflow
- KWC cartridge M 35-S HF
  - with ceramic discs
  - flow rate and temperature continuously variable
  - temperature limitation
- Wall connections 1/2" x 3/4", without shut-off valve eccentric 10 mm

Flow rate 20 l/min (3 bar)  
Acoustic group II  
Spray outlet: Flow rate 12 l/min (3bar)  
Spray outlet: Acoustic group I

Spray outlet: Flow rate 12 l/min (3bar)  
Spray outlet: Acoustic group I



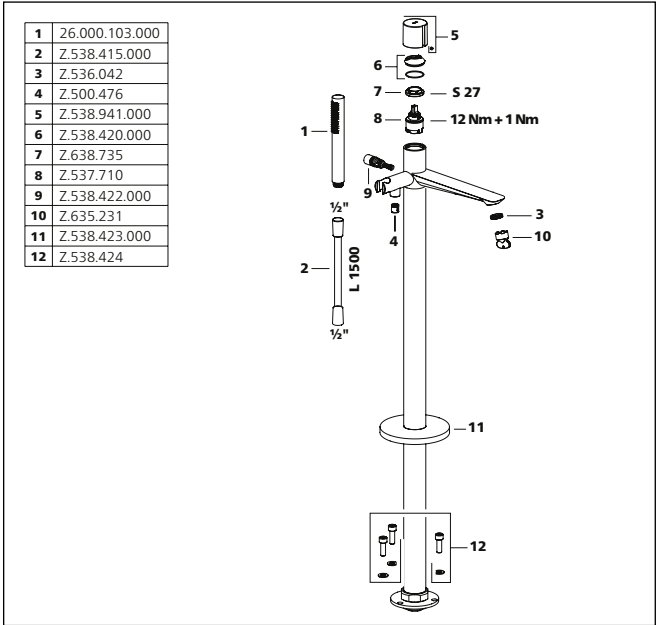


SAP Number	Article Number
chromeline, A 230, with hand shower and hose	
<b>125501</b>	20.491.093.000

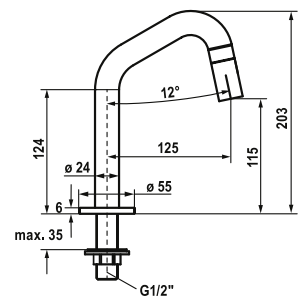
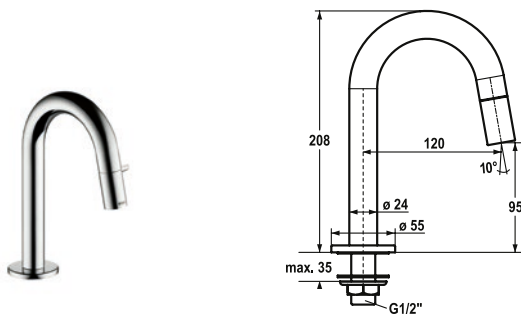
**ORA Lever mixer – Tub**

- For freestanding tub
- Integrated check valve in the hose outlet
- with shower holder
- Fixed spout
  - Neoperl® SLIM®
- KWC cartridge M 35 OP
  - with ceramic discs
  - flow rate and temperature continuously variable
  - temperature limitation
- Scope of delivery:
  - Hand shower KWC FIT-X slim 26.000.103.000
  - Shower hose 1500 mm, metal Z.538.415.000
- To be ordered separately:
  - Unit for concealed installation 39.000.602.931

Flow rate 21 l/min (3 bar)  
Acoustic group II  
Spray outlet: Flow rate 12 l/min (3bar)  
Spray outlet: Acoustic group I







**SAP Number      Article Number**

chromeline, A 120, G 1/2"  
**124602**      25.001.010.000

**Vertical shut-off valve**

- Vertical shut-off valve
- Operating handle integrated into the spout
- Fixed spout
  - Neoperl® Caché®
- Ceramic disc valve 1/2" 90°
- Connecting thread 1/2"
- Mounting hole size 22mm or 35mm

**SAP Number      Article Number**

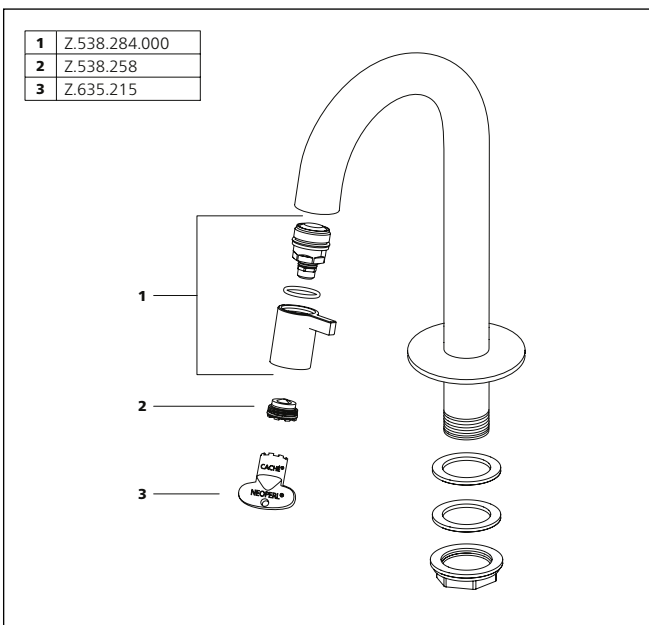
stainless steel, A 125, G 1/2"  
**125328**      25.001.011.700

industrial black, A 125, G 1/2"  
**125329**      25.001.011.751

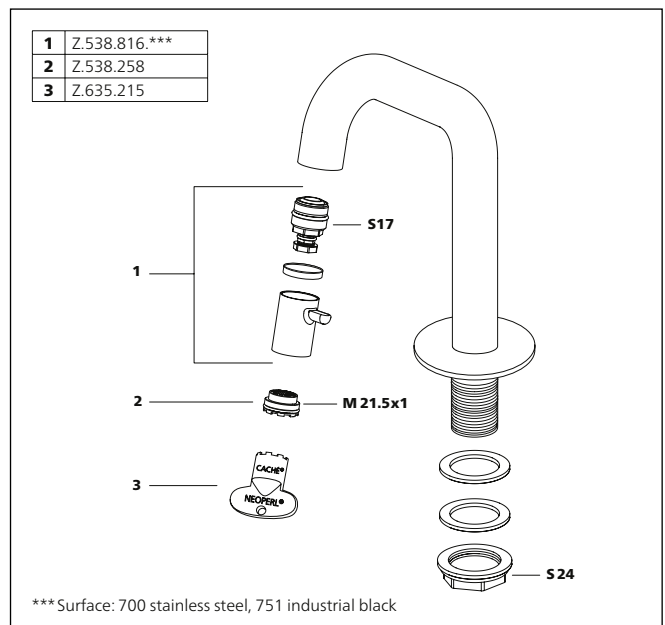
**Vertical shut-off valve**

- Vertical shut-off valve
- Operating handle integrated into the spout
- Fixed spout
  - Neoperl® Caché®
- Ceramic disc valve 1/2" 90°
- Connecting thread 1/2"
- Mounting hole size 22mm or 35mm

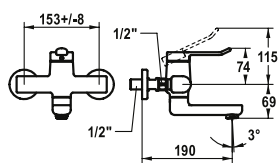
Flow rate 4 l/min (3 bar)  
Acoustic group I



Flow rate 5 l/min (3 bar)  
Acoustic group I



\*\*\* Surface: 700 stainless steel, 751 industrial black



SAP Number	Article Number
------------	----------------

chromeline, 153±8 mm, A 175	
-----------------------------	--

<b>125218</b>	11.512.102.000
---------------	----------------

chromeline, 153±8 mm, A 225	
-----------------------------	--

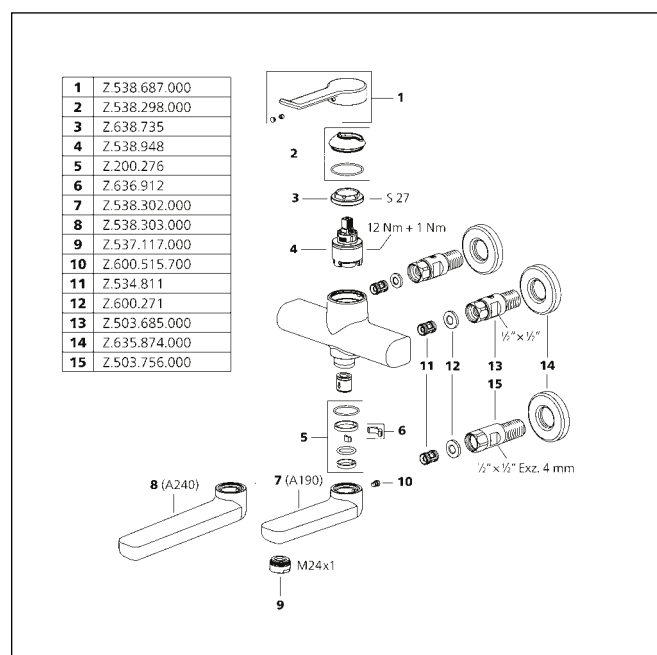
<b>125219</b>	11.512.103.000
---------------	----------------

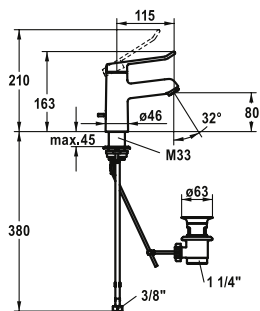
### VITA 2.0 Lever mixer – Basin

- EcoProtect – water-saving device
- Swivel spout 90°
  - adjustable with screw
  - Neoperl® Perlator® laminar
- OptimalSpace – ample space for washing or working
- KWC cartridge with safety device M 35 OP
  - with ceramic discs
  - flow rate and temperature continuously variable
- Wall connections 1/2" x 1/2",
  - without shut-off valve L 40 eccentric 4 mm

Flow rate 5.8 l/min (3 bar)

Acoustic group I



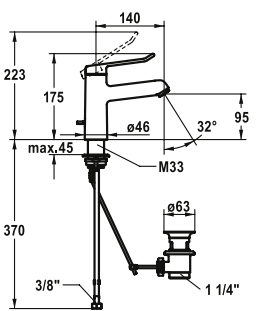
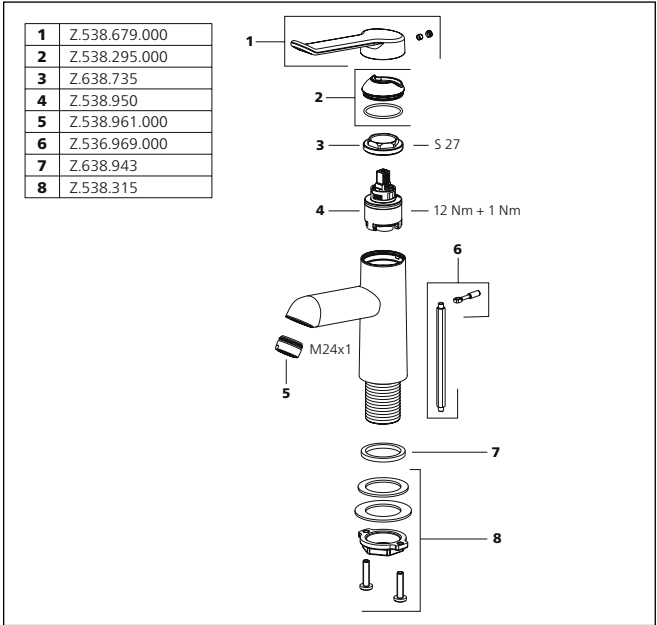


SAP Number	Article Number
chromeline, A 120, flexible connection hoses, with pop-up valve	
<b>125212</b>	12.518.041.000FL
chromeline, A 120, flexible connection hoses, without pop-up valve	
<b>125213</b>	12.518.051.000FL

VITA 2.0 Lever mixer – Basin

- EcoProtect – water-saving device
- Fixed spout
  - Neoperl® Perlator® laminar
- KWC cartridge with safety device M 35 OP
  - with ceramic discs
  - flow rate and temperature continuously variable
- Flexible connection hoses 3/8"
- QuickInstallation
  - Fastening via threaded connection with locking screws
- Mounting hole size 63 mm
- Scope of delivery:
  - KWC pop-up valve Z.538.581.000

Flow rate 5.8 l/min (3 bar)  
Acoustic group I

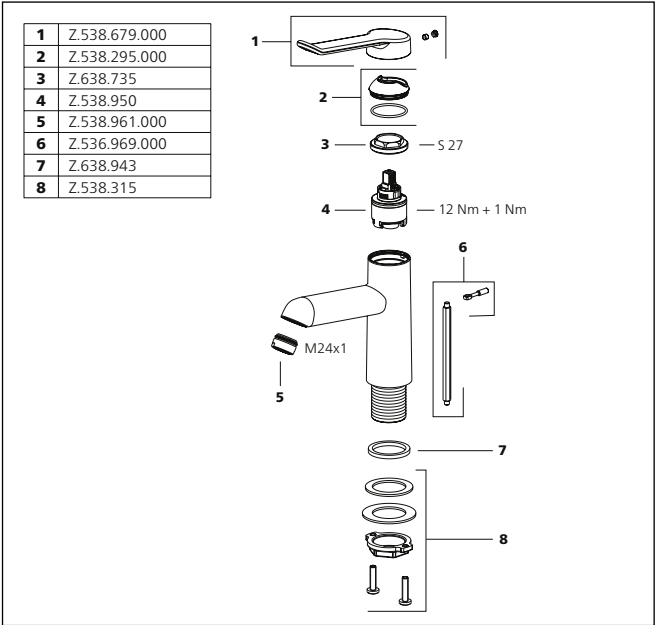


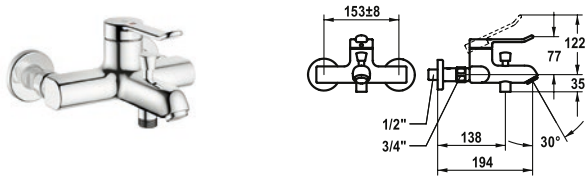
SAP Number	Article Number
chromeline, A 140, flexible connection hoses, with pop-up valve	
<b>125214</b>	12.518.042.000FL
chromeline, A 140, flexible connection hoses, without pop-up valve	
<b>125215</b>	12.518.052.000FL

VITA 2.0 Lever mixer – Basin

- EcoProtect – water-saving device
- Fixed spout
  - Neoperl® Perlator® laminar
- KWC cartridge with safety device M 35 OP
  - with ceramic discs
  - flow rate and temperature continuously variable
- Flexible connection hoses 3/8"
- QuickInstallation
  - Fastening via threaded connection with locking screws
- Mounting hole size 63 mm
- Scope of delivery:
  - KWC pop-up valve Z.538.581.000

Flow rate 5.8 l/min (3 bar)  
Acoustic group I

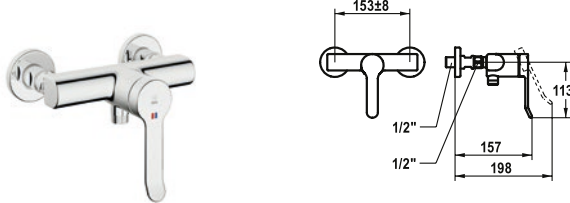




SAP Number	Article Number
chromeline, 153±8 mm, A 195, without hand shower, hose and bracket	
<b>125223</b>	20.512.333.000

**VITA 2.0 Lever mixer – Tub**

- Diverter with automatic reset
- Intrinsically safe against backflow
- Fixed spout
  - Neoperl® Perlator® laminar
- KWC cartridge with safety device M 35 OP
  - with ceramic discs
  - flow rate and temperature continuously variable
- Wall connections 1/2" x 3/4", without shut-off valve L 40 eccentric 4 mm



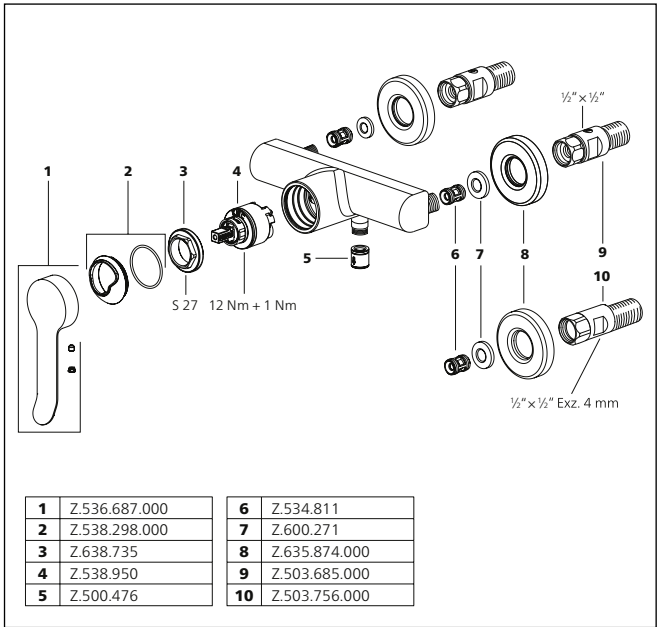
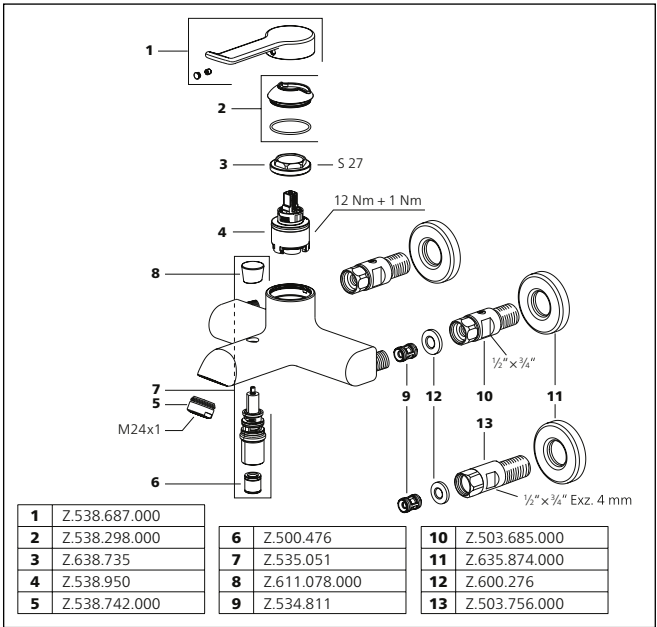
SAP Number	Article Number
chromeline, 153±8 mm, without hand shower and hose	
<b>125221</b>	21.512.330.000

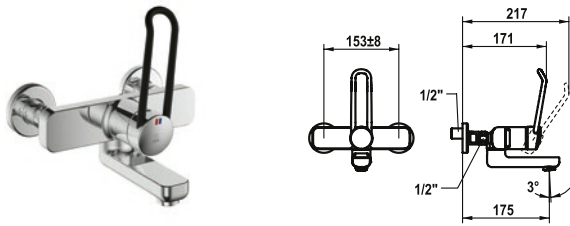
**VITA 2.0 Lever mixer – Shower**

- Intrinsically safe against backflow
- KWC cartridge with safety device M 35 OP
  - with ceramic discs
  - flow rate and temperature continuously variable
- Wall connections 1/2" x 3/4", without shut-off valve L 40 eccentric 4 mm

Flow rate 20.4 l/min (3 bar)  
Acoustic group U  
Spray outlet: Flow rate 12.6 l/min (3 bar)  
Spray outlet: Acoustic group II

Spray outlet: Flow rate 12.6 l/min (3 bar)  
Spray outlet: Acoustic group II



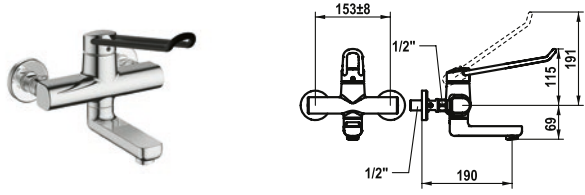
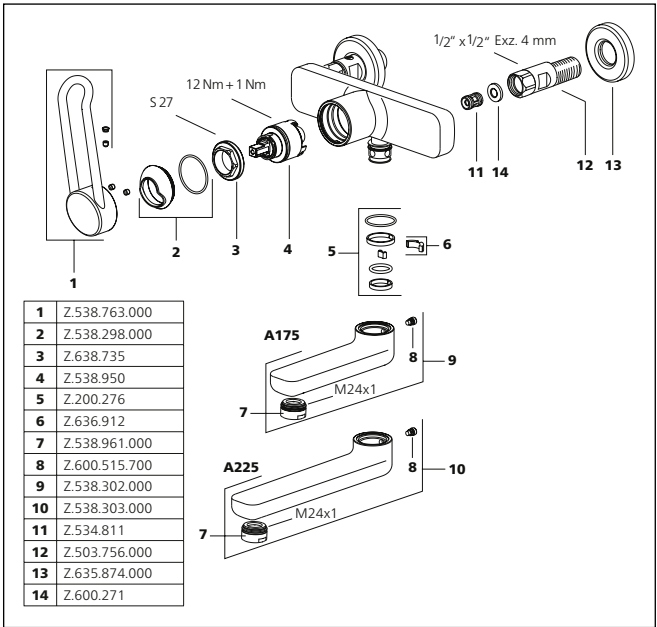


SAP Number	Article Number
chromeline, 153±8 mm, A 175 <b>125232</b>	11.522.202.000
chromeline, 153±8 mm, A 225 <b>125233</b>	11.522.203.000

**VITA PRO 2.0 Lever mixer – Basin**

- Operation designed for a secure grip, as well as safe and easy handling
- Ergonomic and robust operating lever, made of polyamide
  - to adjust the handling even better to suit personal requirements, the offset lever can be installed so that it is twisted into the cap (standard: see illustration)
- EcoProtect – water-saving device
- Swivel spout 90°
  - adjustable with screw
  - Neoperl® Perlator® laminar
- OptimalSpace – ample space for washing or working
- KWC cartridge with safety device M 35 OP
  - with ceramic discs
  - flow rate and temperature continuously variable
  - temperature limitation
  - Reinforced stopper for output volume and temperature (standard setting)
- Wall connections 1/2" x 1/2", without shut-off valve L 40 eccentric 4 mm

Flow rate 5.8 l/min (3 bar)  
Acoustic group I

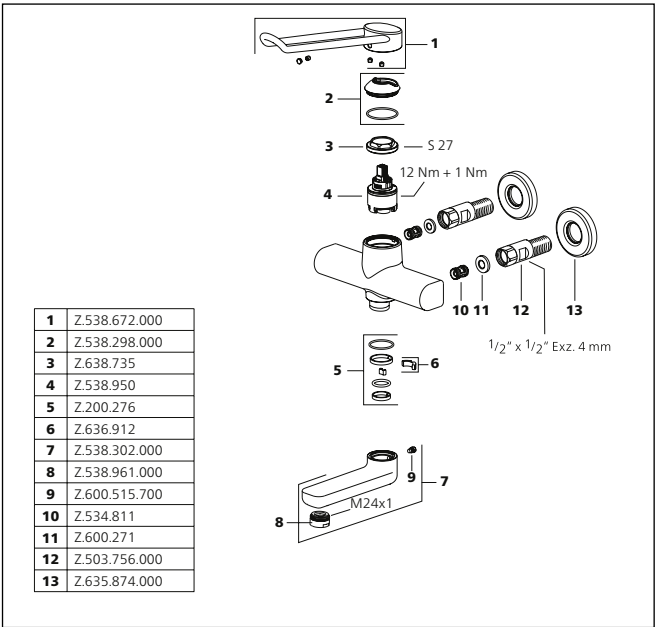


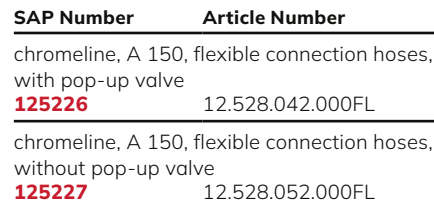
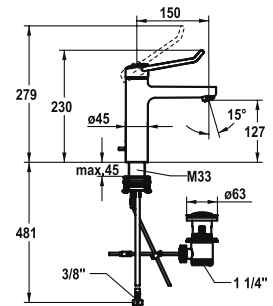
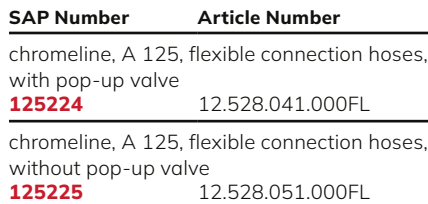
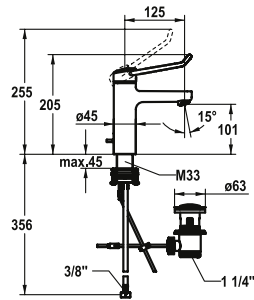
SAP Number	Article Number
chromeline, 153±8 mm, A 190 <b>125236</b>	11.522.102.000LL
chromeline, 153±8 mm, A 240 <b>125237</b>	11.522.103.000LL

**VITA PRO 2.0 Lever mixer – Basin**

- Operation designed for a secure grip, as well as safe and easy handling
- Ergonomic and robust operating lever, made of polyamide
  - to adjust the handling even better to suit personal requirements, the offset lever can be installed so that it is twisted into the cap (standard: see illustration)
- EcoProtect – water-saving device
- Swivel spout 90°
  - adjustable with screw
  - Neoperl® Perlator® laminar
- OptimalSpace – ample space for washing or working
- KWC cartridge with safety device M 35 OP
  - with ceramic discs
  - flow rate and temperature continuously variable
  - temperature limitation
  - Reinforced stopper for output volume and temperature (standard setting)
- Wall connections 1/2" x 1/2", without shut-off valve L 40 eccentric 4 mm

Flow rate 5.8 l/min (3 bar)  
Acoustic group I





- Operation designed for a secure grip, as well as safe and easy handling
- Ergonomic and robust operating lever, made of polyamide
  - to adjust the handling even better to suit personal requirements, the offset lever can be installed so that it is twisted into the cap (standard: see illustration)
- EcoProtect – water-saving device
- Fixed spout
  - Neoperl® Perlator® laminar
- KWC cartridge with safety device M 35 OP
  - with ceramic discs
  - flow rate and temperature continuously variable
  - temperature limitation
  - Reinforced stopper for output volume and temperature (standard setting)
- Flexible connection hoses ¾"
- QuickInstallation
  - Fastening via threaded connection with locking screws
- Mounting hole size ø35 mm
- Scope of delivery:
  - KWC pop-up valve Z.538.581.000

- Operation designed for a secure grip, as well as safe and easy handling
- Ergonomic and robust operating lever, made of polyamide
  - to adjust the handling even better to suit personal requirements, the offset lever can be installed so that it is twisted into the cap (standard: see illustration)
- EcoProtect – water-saving device
- Fixed spout
  - Neoperl® Perlator® laminar
- KWC cartridge with safety device M 35 OP
  - with ceramic discs
  - flow rate and temperature continuously variable
  - temperature limitation
  - Reinforced stopper for output volume and temperature (standard setting)
- Flexible connection hoses  $\frac{3}{8}$ "
- QuickInstallation
  - Fastening via threaded connection with locking screws
- Mounting hole size  $\varnothing 35$  mm
- Scope of delivery:
  - KWC pop-up valve Z.538.581.000

1

2

3

4

5

6

7

8

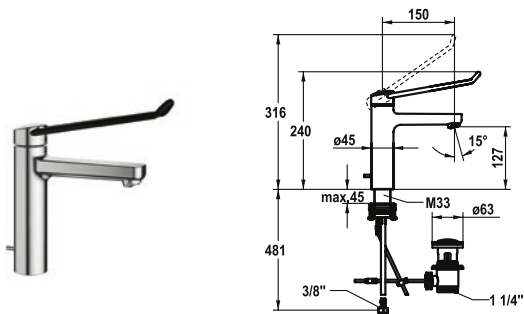
5 27

12 Nm + 1 Nm

M24x1

1	Z.538.670.000
2	Z.538.298.000
3	Z.638.735
4	Z.538.950
5	Z.538.961.000
6	Z.536.969.000
7	Z.638.911
8	Z.538.315

1	Z.538.670.000
2	Z.538.298.000
3	Z.638.735
4	Z.538.950
5	Z.538.961.000
6	Z.536.969.000
7	Z.638.911
8	Z.538.315

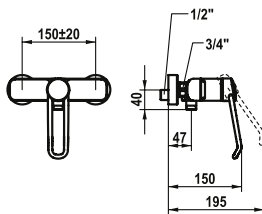
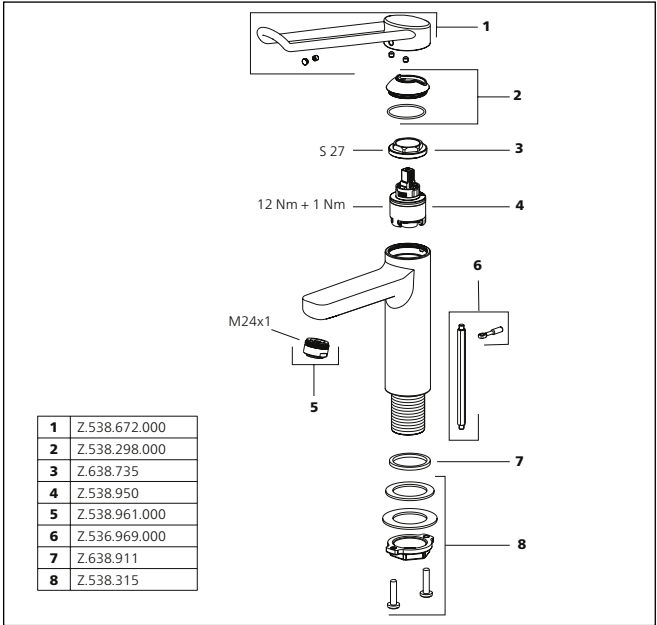


SAP Number	Article Number
chromeline, A 150, flexible connection hoses, with pop-up valve	
<b>125228</b>	12.528.042.000LLFL
chromeline, A 150, flexible connection hoses, without pop-up valve	
<b>125229</b>	12.528.052.000LLFL

**VITA PRO 2.0 Lever mixer – Basin**

- Operation designed for a secure grip, as well as safe and easy handling
- Ergonomic and robust operating lever, made of polyamide
  - to adjust the handling even better to suit personal requirements, the offset lever can be installed so that it is twisted into the cap (standard: see illustration)
- EcoProtect – water-saving device
- Fixed spout
  - Neoperl® Perlator® laminar
- KWC cartridge with safety device M 35 OP
  - with ceramic discs
  - flow rate and temperature continuously variable
  - temperature limitation
  - Reinforced stopper for output volume and temperature (standard setting)
- Flexible connection hoses 3/8"
- QuickInstallation
  - Fastening via threaded connection with locking screws
- Mounting hole size 63 mm
- Scope of delivery:
  - KWC pop-up valve Z.538.581.000

Flow rate 5.8 l/min (3 bar)  
Acoustic group I

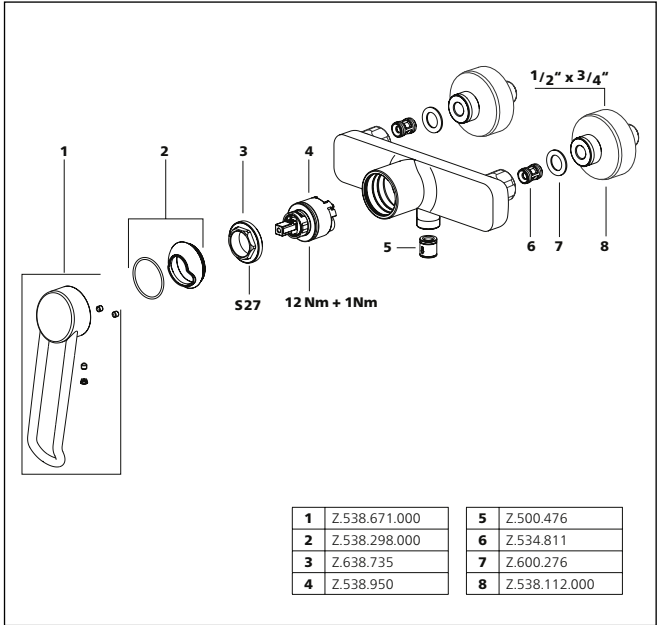


SAP Number	Article Number
chromeline, A180, AD 150±20, without hand shower, hose and bracket	
<b>125239</b>	21.522.330.000

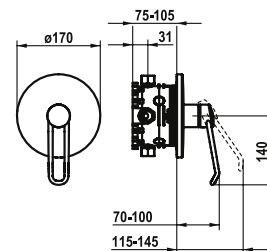
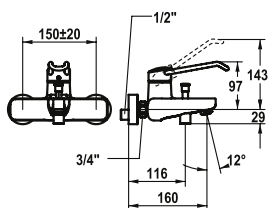
**VITA PRO 2.0 Lever mixer – shower**

- Operation designed for a secure grip, as well as safe and easy handling
- Ergonomic and robust operating lever, made of polyamide
  - to adjust the handling even better to suit personal requirements, the offset lever can be installed so that it is twisted into the cap (standard: see illustration)
- Intrinsically safe against backflow
- KWC cartridge with safety device M 35 OP
  - with ceramic discs
  - flow rate and temperature continuously variable
  - temperature limitation
  - Reinforced stopper for output volume and temperature (standard setting)
- Wall connections 1/2" x 3/4", without shut-off valve eccentric 10 mm

Flow rate 16.5 l/min (3bar)  
Spray outlet: Acoustic group II







SAP Number Article Number

chromeline, A180, AD 150±20, without hand shower,  
hose and bracket  
**125241** 20.522.333.000

VITA PRO 2.0 Lever mixer

- Operation designed for a secure grip, as well as safe and easy handling
- Ergonomic and robust operating lever, made of polyamide
  - to adjust the handling even better to suit personal requirements, the offset lever can be installed so that it is twisted into the cap (standard: see illustration)
- Diverter with automatic reset
- Intrinsically safe against backflow
- Fixed spout
  - Neoperl® Perlator® laminar
- KWC cartridge with safety device M 35 OP
  - with ceramic discs
  - flow rate and temperature continuously variable
  - temperature limitation
  - Reinforced stopper for output volume and temperature (standard setting)
- Wall connections 1/2" x 3/4", without shut-off valve eccentric 10 mm

SAP Number Article Number

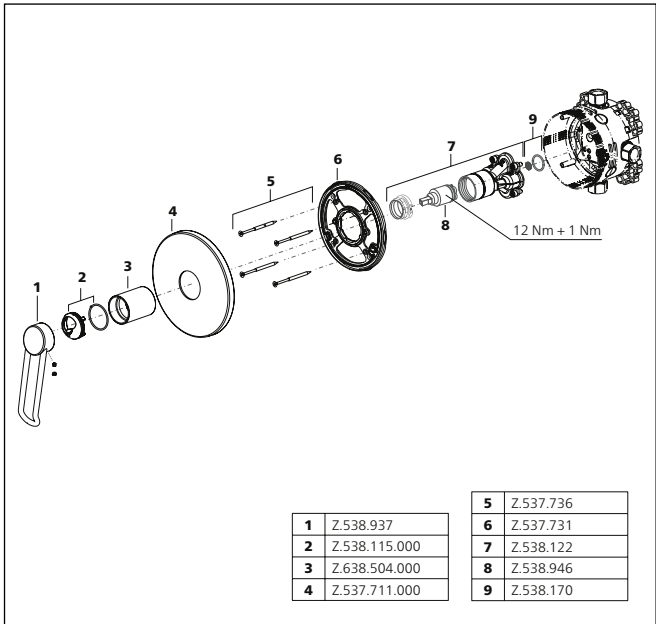
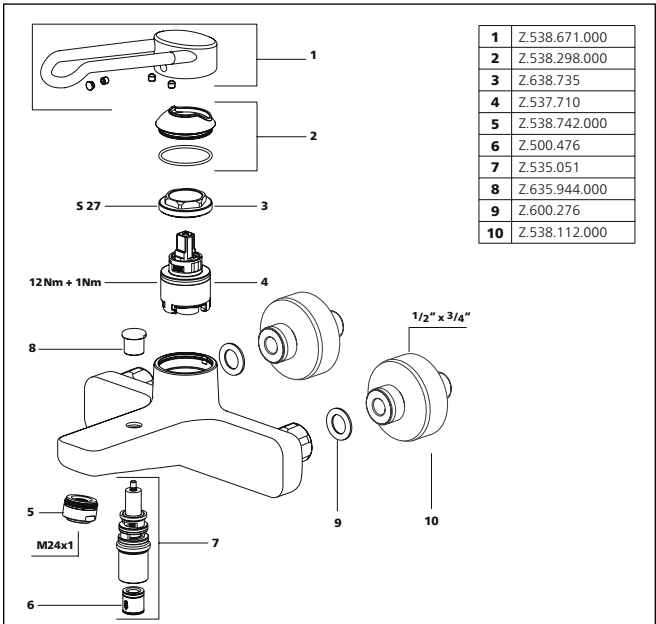
chromeline, Trim kit  
**125242** 21.524.500.000

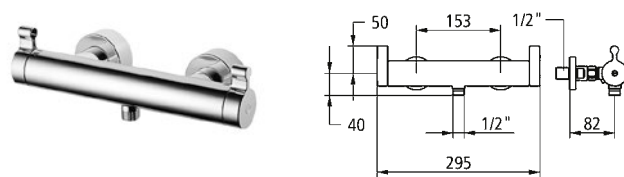
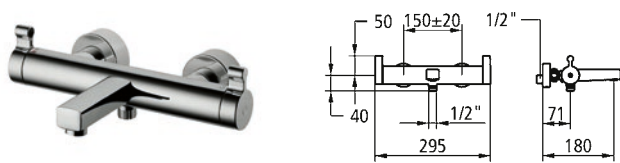
VITA PRO 2.0 Trim kit – Lever mixer – Shower

- Trim kit with function unit
- Operation designed for a secure grip, as well as safe and easy handling
- Ergonomic and robust operating lever, made of polyamide
  - to adjust the handling even better to suit personal requirements, the offset lever can be installed so that it is twisted into the cap (standard: see illustration)
- Outflow top or below
- KWC cartridge M 35 H
  - with ceramic discs
  - flow rate and temperature continuously variable
- Scope of delivery: - Function unit, lever, cap, sleeve, cover plate, holder for escutcheon
  - Fastening of the cover plate without screws
- To be ordered separately:
  - Unit for concealed installation KWC BLUEBOX®
    - 1/2", without shut-off valve, 39.999.900.931
    - 3/4" (1/2"), with shut-off valve, 39.999.910.931

Flow rate 20.4 l/min (3 bar)  
Acoustic group U  
Spray outlet: Flow rate 12.6 l/min (3 bar)  
Spray outlet: Acoustic group II

Flow rate 18 l/min (3 bar)  
Acoustic group I





SAP Number	Article Number
chromeline, A190, AD 150±20	
<b>124719</b>	26.529.930.000

**VITA PRO 2.0 Thermostat mixer – bath**

- Operation designed for a secure grip, as well as safe and easy handling
- EcoProtect – water-saving device
- TouchProtect
  - anti-scald protection thanks to the “double skin” principle
- SkinProtect – Safety stop prevents scalding
- Turning handle to control flow and for diverter
- Intrinsically safe against backflow
- Fixed spout
  - Neoperl® Cascade®
- Thermostatic precision control unit
  - constant water temperature (even when mains pressure fluctuates)
  - fast response
- Wall connections 1/2" x 3/4", without shut-off valve eccentric 10 mm

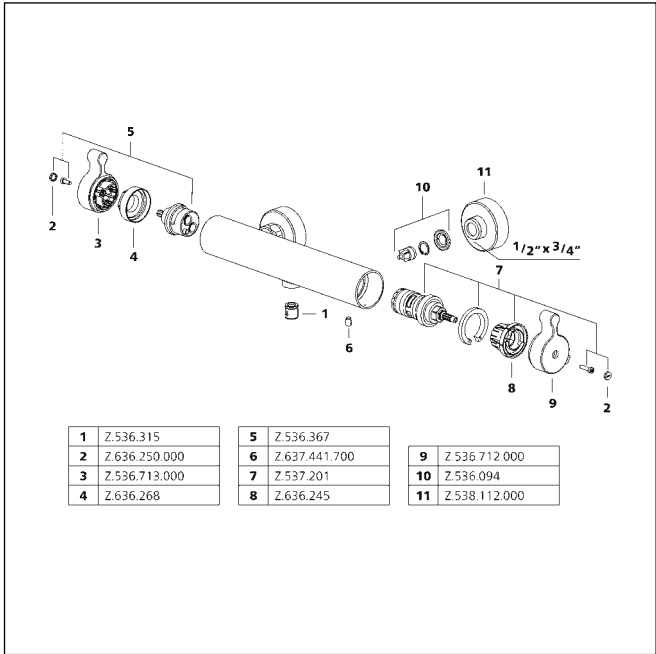
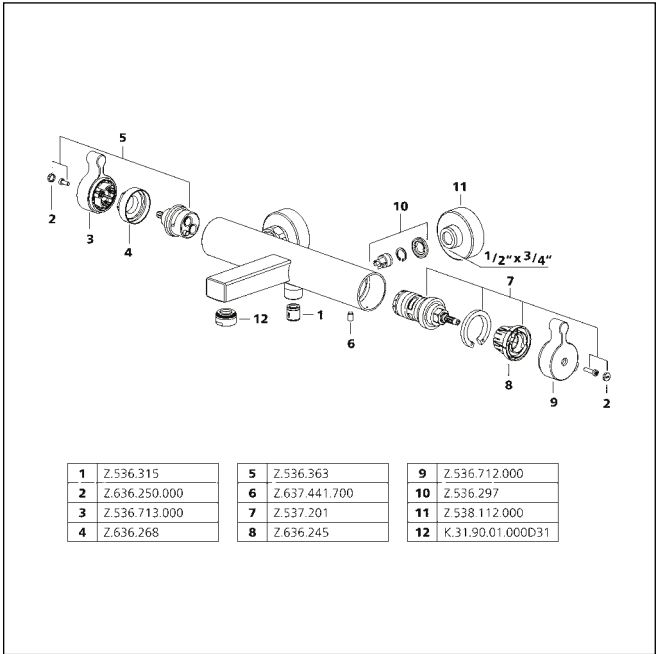
SAP Number	Article Number
chromeline, AD150±20	
<b>124715</b>	26.529.830.000

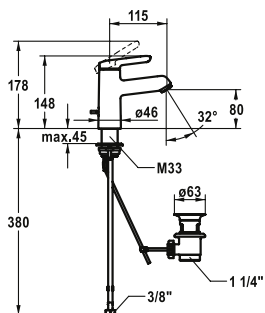
**VITA PRO 2.0 Thermostat mixer – bath**

- EcoProtect – water-saving device
- TouchProtect
  - anti-scald protection thanks to the “double skin” principle
- SkinProtect – Safety stop prevents scalding
- Turning handle to control flow
- Intrinsically safe against backflow
- Thermostatic precision control unit
  - constant water temperature (even when mains pressure fluctuates)
  - fast response
- Wall connections 1/2" x 3/4", without shut-off valve eccentric 10 mm

Flow rate 20 l/min (3 bar)  
Acoustic group I  
Spray outlet: Flow rate 13 l/min (3 bar)  
Spray outlet: Acoustic group I

Flow rate 13 l/min (3bar)  
Spray outlet: Acoustic group I



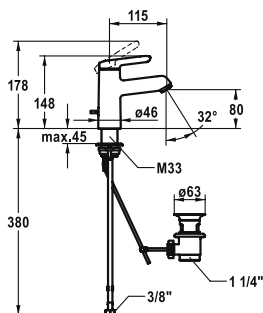
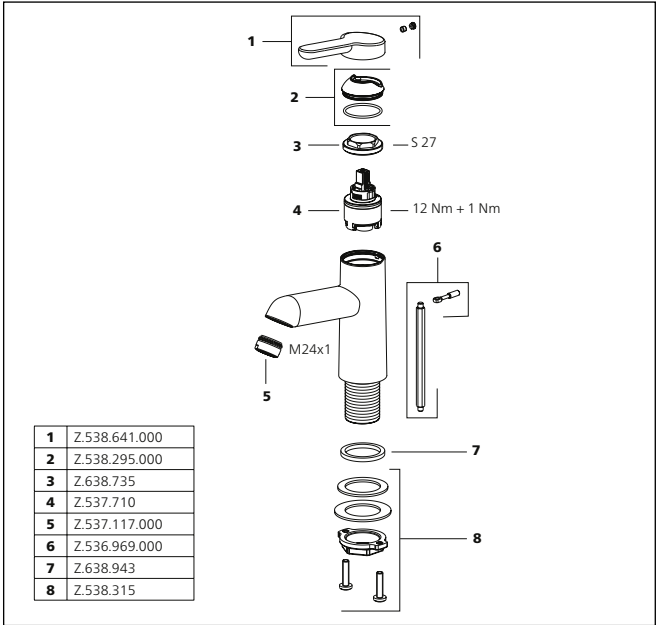


SAP Number	Article Number
chromeline, A 115, flexible connection hoses, with pop-up valve	
<b>125143</b>	12.478.041.000FL
chromeline, A 115, flexible connection hoses, without pop-up valve	
<b>125144</b>	12.478.051.000FL

#### WAMAS 2.0 Lever mixer – Basin

- EcoProtect – water-saving device
- Fixed spout
  - Neoperl® Perlator® SSR, swivelling jet regulator
- KWC cartridge M 35 OP
  - with ceramic discs
  - flow rate and temperature continuously variable
  - temperature limitation
- Flexible connection hoses 3/8"
- QuickInstallation
  - Fastening via threaded connection with locking screws
- Mounting hole size 35 mm
- Scope of delivery:
  - KWC pop-up valve Z.538.581.000

Flow rate 5 l/min (3 bar)  
Acoustic group I

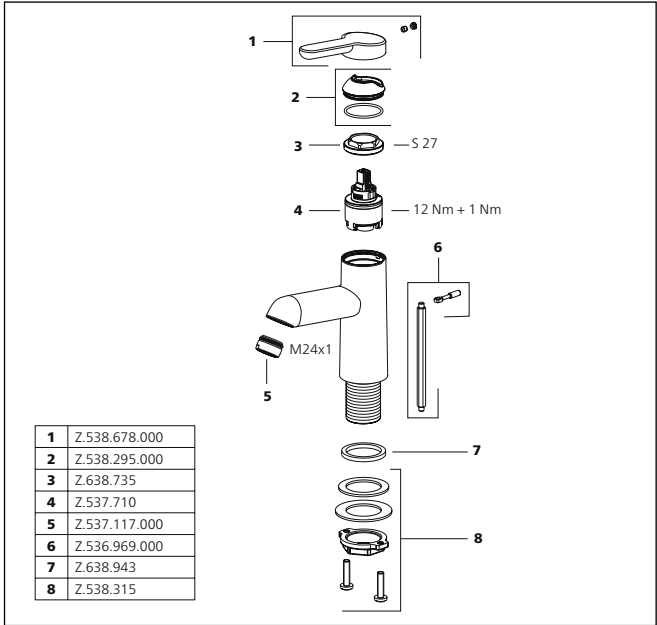


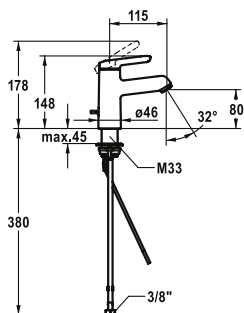
SAP Number	Article Number
chromeline, A 115, flexible connection hoses, with pop-up valve	
<b>125146</b>	12.478.031.000FL
chromeline, A 115, flexible connection hoses, without pop-up valve	
<b>125147</b>	12.478.071.000FL

#### WAMAS 2.0 Lever mixer – Basin – CoolFix

- CoolFix – Cold water flow with a centered lever
- EcoProtect – water-saving device
- Fixed spout
  - Neoperl® Perlator® SSR, swivelling jet regulator
- KWC cartridge M 35 OP
  - with ceramic discs
  - flow rate and temperature continuously variable
  - temperature limitation
- Flexible connection hoses 3/8"
- QuickInstallation
  - Fastening via threaded connection with locking screws
- Mounting hole size 35 mm
- Scope of delivery:
  - KWC pop-up valve Z.538.581.000

Flow rate 5 l/min (3 bar)  
Acoustic group I



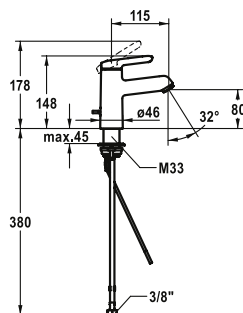


SAP Number      Article Number

chromeline, A 115, flexible connection hoses,  
without pop-up valve, with bar  
**125145**      12.478.041.000FLGE

**WAMAS 2.0 Lever mixer**

- EcoProtect – water-saving device
- Fixed spout
  - Neoperl® Perlator® SSR, swivelling jet regulator
- KWC cartridge M 35 OP
  - with ceramic discs
  - flow rate and temperature continuously variable
  - temperature limitation
- Flexible connection hoses 3/8"
- QuickInstallation
  - Fastening via threaded connection with locking screws
- Mounting hole size Ø35 mm



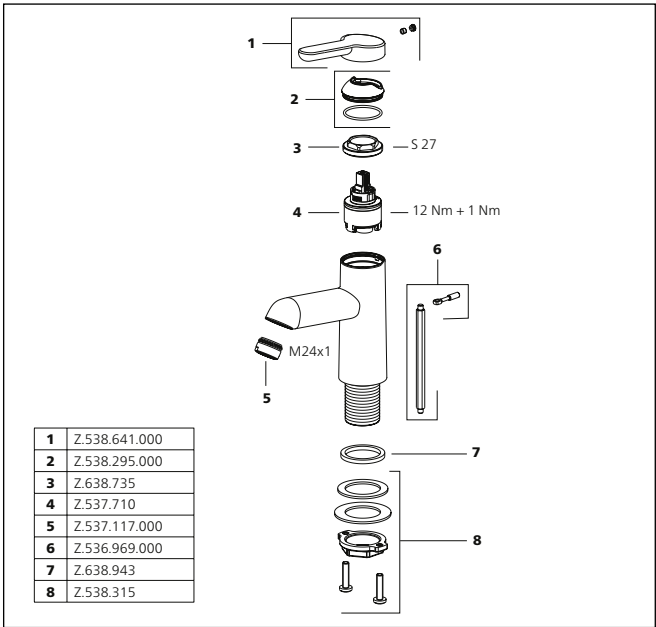
SAP Number      Article Number

chromeline, A 115, flexible connection hoses,  
without pop-up valve, with bar  
**125148**      12.478.031.000FLGE

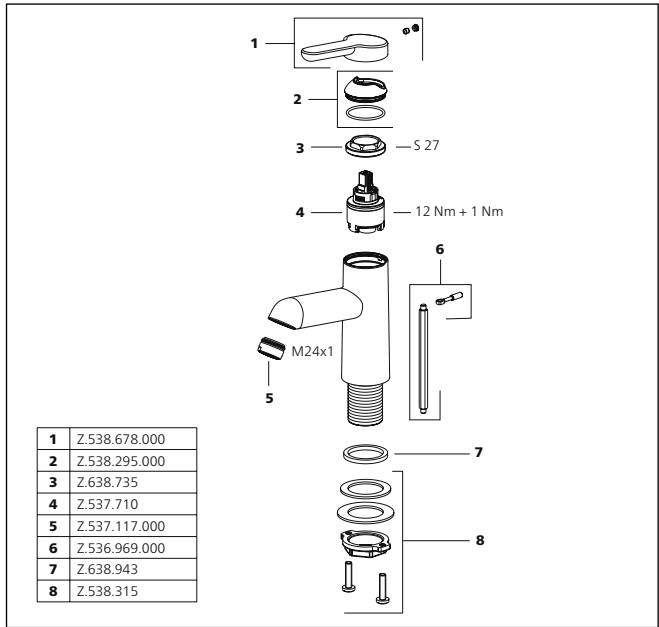
**WAMAS 2.0 Lever mixer – Basin – CoolFix**

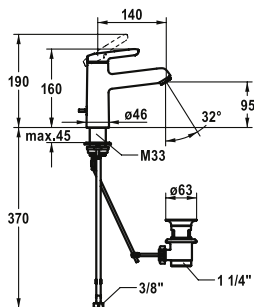
- CoolFix – Cold water flow with a centered lever
- EcoProtect – water-saving device
- Fixed spout
  - Neoperl® Perlator® SSR, swivelling jet regulator
- KWC cartridge M 35 OP
  - with ceramic discs
  - flow rate and temperature continuously variable
  - temperature limitation
- Flexible connection hoses 3/8"
- QuickInstallation
  - Fastening via threaded connection with locking screws
- Mounting hole size Ø35 mm

Flow rate 5 l/min (3 bar)  
Acoustic group I



Flow rate 5 l/min (3 bar)  
Acoustic group I

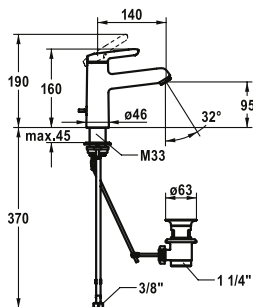




SAP Number	Article Number
chromeline, A 140, flexible connection hoses, with pop-up valve	
<b>125149</b>	12.478.042.000FL
chromeline, A 140, flexible connection hoses, without pop-up valve	
<b>125150</b>	12.478.052.000FL

WAMAS 2.0 Lever mixer – Basin

- EcoProtect – water-saving device
- Fixed spout
  - Neoperl® Perlator® SSR, swivelling jet regulator
- KWC cartridge M 35 OP
  - with ceramic discs
  - flow rate and temperature continuously variable
  - temperature limitation
- Flexible connection hoses 3/8"
- QuickInstallation
  - Fastening via threaded connection with locking screws
- Mounting hole size 63 mm
- Scope of delivery:
  - KWC pop-up valve Z.538.581.000

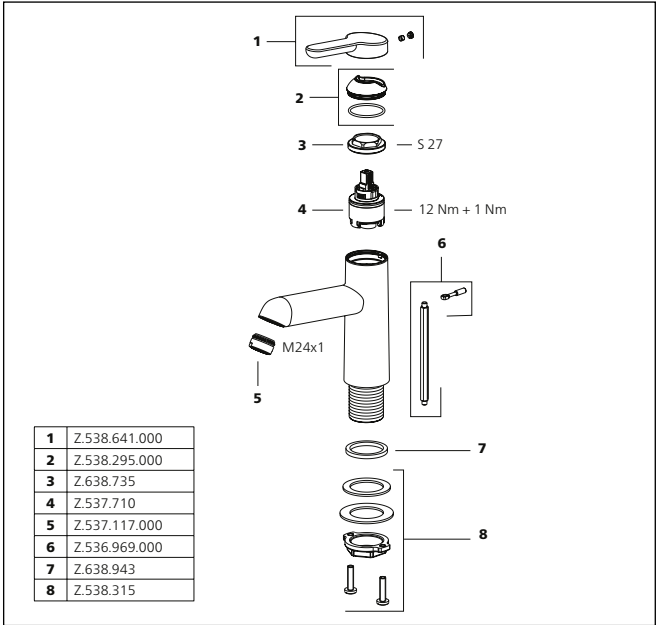


SAP Number	Article Number
chromeline, A 140, flexible connection hoses, with pop-up valve	
<b>125152</b>	12.478.032.000FL
chromeline, A 140, flexible connection hoses, without pop-up valve	
<b>125153</b>	12.478.072.000FL

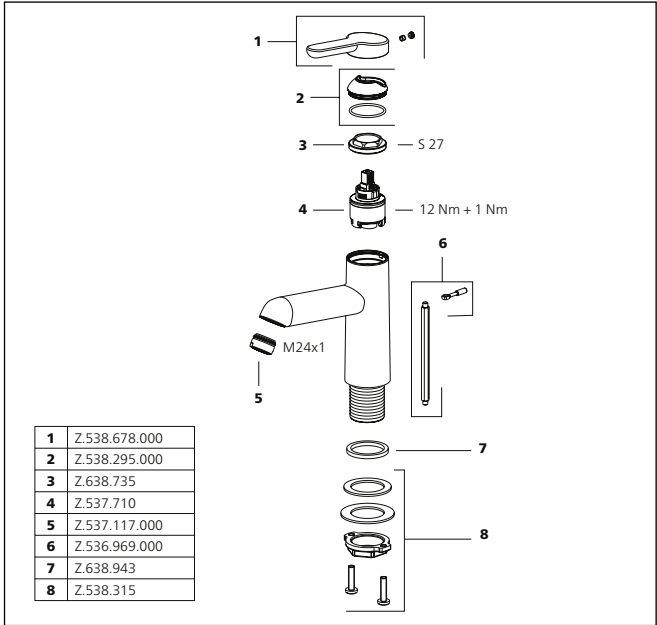
WAMAS 2.0 Lever mixer – Basin – CoolFix

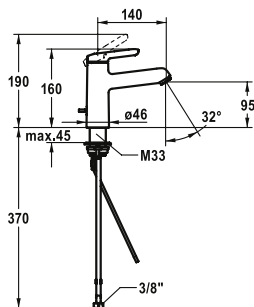
- CoolFix – Cold water flow with a centered lever
- EcoProtect – water-saving device
- Fixed spout
  - Neoperl® Perlator® SSR, swivelling jet regulator
- KWC cartridge M 35 OP
  - with ceramic discs
  - flow rate and temperature continuously variable
  - temperature limitation
- Flexible connection hoses 3/8"
- QuickInstallation
  - Fastening via threaded connection with locking screws
- Mounting hole size 63 mm
- Scope of delivery:
  - KWC pop-up valve Z.538.581.000

Flow rate 5 l/min (3 bar)  
Acoustic group I



Flow rate 5 l/min (3 bar)  
Acoustic group I



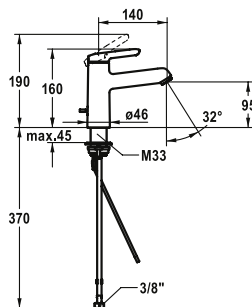


SAP Number      Article Number

chromeline, A 140, flexible connection hoses,  
without pop-up valve, with bar  
**125151**      12.478.042.000FLGE

**WAMAS 2.0 Lever mixer – Basin**

- EcoProtect – water-saving device
- Fixed spout
  - Neoperl® Perlator® SSR, swivelling jet regulator
- KWC cartridge M 35 OP
  - with ceramic discs
  - flow rate and temperature continuously variable
  - temperature limitation
- Flexible connection hoses 3/8"
- QuickInstallation
  - Fastening via threaded connection with locking screws
- Mounting hole size ø35 mm



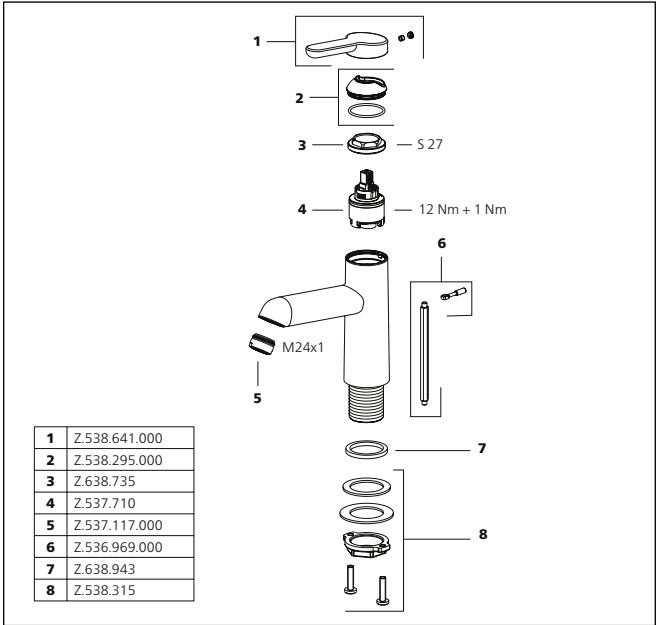
SAP Number      Article Number

chromeline, A 140, flexible connection hoses,  
without pop-up valve, with bar  
**125154**      12.478.032.000FLGE

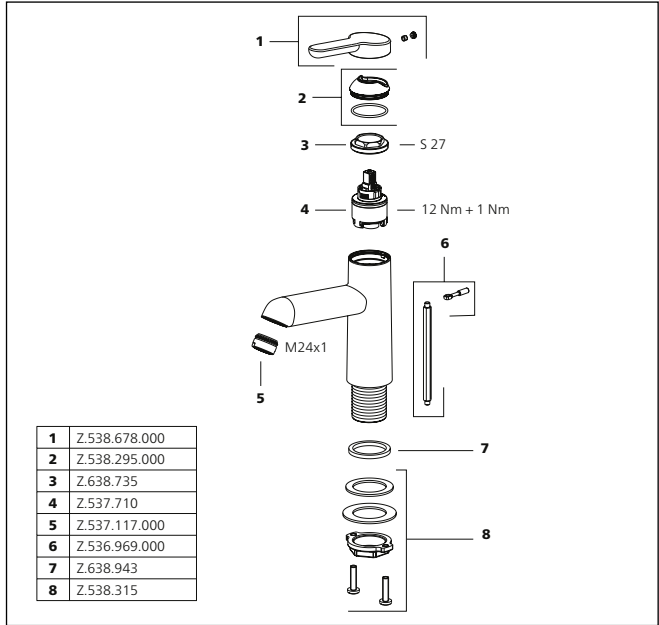
**WAMAS 2.0 Lever mixer – Basin – CoolFix**

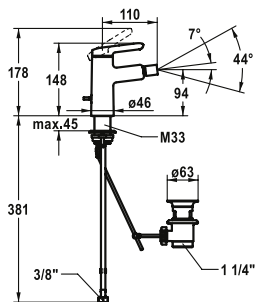
- CoolFix – Cold water flow with a centered lever
- EcoProtect – water-saving device
- Fixed spout
  - Neoperl® Perlator® SSR, swivelling jet regulator
- KWC cartridge M 35 OP
  - with ceramic discs
  - flow rate and temperature continuously variable
  - temperature limitation
- Flexible connection hoses 3/8"
- QuickInstallation
  - Fastening via threaded connection with locking screws
- Mounting hole size ø35 mm

Flow rate 5 l/min (3 bar)  
Acoustic group I



Flow rate 5 l/min (3 bar)  
Acoustic group I





SAP Number      Article Number

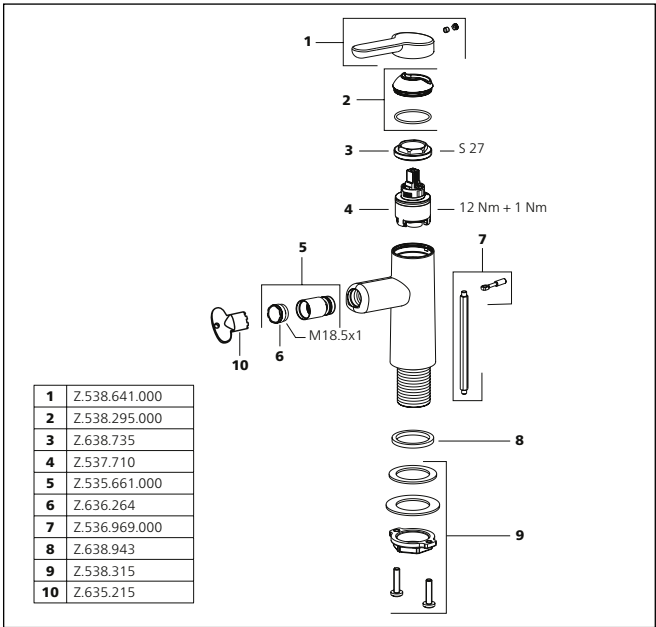
chromeline, A 110, flexible connection hoses,  
with pop-up valve  
**125162**

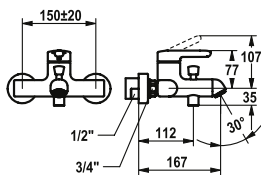
13.478.041.000FL

**WAMAS 2.0 Lever mixer – Bidet**

- EcoProtect – water-saving device
- Fixed spout
  - ball joint aerator Neoperl® Caché®
- KWC cartridge M 35 OP
  - with ceramic discs
  - flow rate and temperature continuously variable
  - temperature limitation
- Flexible connection hoses 3/8"
- QuickInstallation
  - Fastening via threaded connection with locking screws
- Mounting hole size Ø35 mm
- Scope of delivery:
  - KWC pop-up valve Z.538.581.000

Flow rate 4.8 l/min (3 bar)  
Acoustic group I



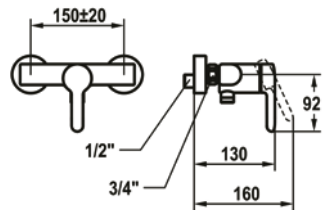


SAP Number      Article Number

chromeline, AD 150±20 mm, A 195,  
without hand shower and hose  
**125518**      20.472.333.000

WAMAS 2.0 Lever mixer – Tub

- Diverter with automatic reset
- Intrinsically safe against backflow
- Fixed spout
  - Neoperl® Perlator® SSR, swivelling jet regulator
- KWC cartridge M 35 OP
  - with ceramic discs
  - flow rate and temperature continuously variable
  - temperature limitation
- Wall connections 1/2" x 3/4", without shut-off valve eccentric 10 mm



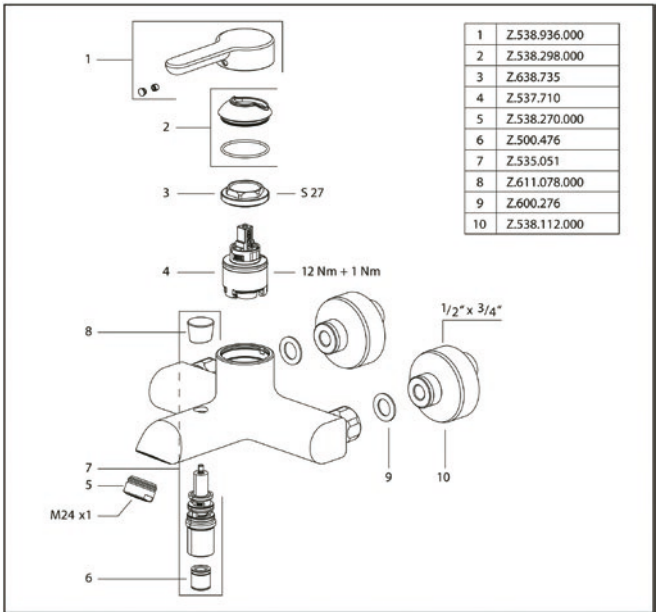
SAP Number      Article Number

chromeline, AD 150±20 mm,  
without hand shower and hose  
**125517**      21.472.330.000

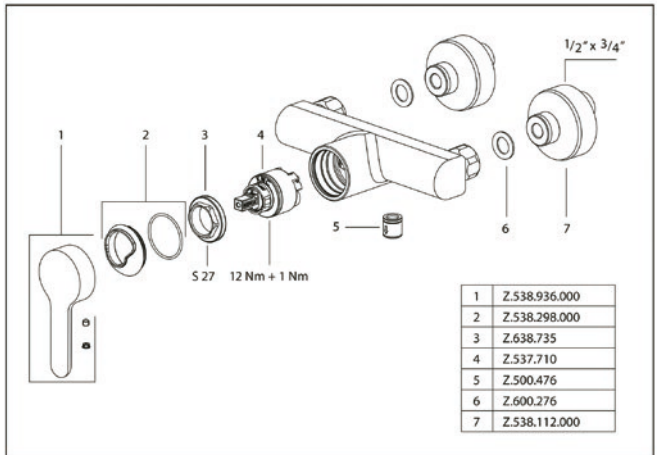
WAMAS 2.0 Lever mixer – Shower

- Intrinsically safe against backflow
- KWC cartridge M 35 OP
  - with ceramic discs
  - flow rate and temperature continuously variable
  - temperature limitation
- Wall connections 1/2" x 3/4", without shut-off valve eccentric 10 mm

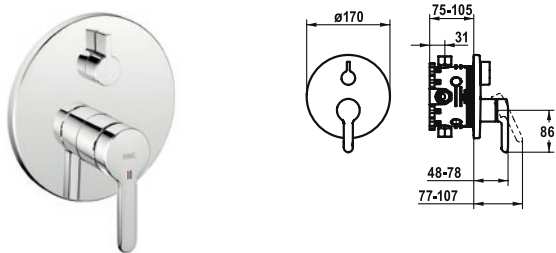
Flow rate 20 l/min (3 bar)  
Acoustic group II  
Spray outlet: Flow rate 14.8 l/min (3bar)  
Spray outlet: Acoustic group I



Spray outlet: Flow rate 16.3 l/min (3bar)  
Spray outlet: Acoustic group II



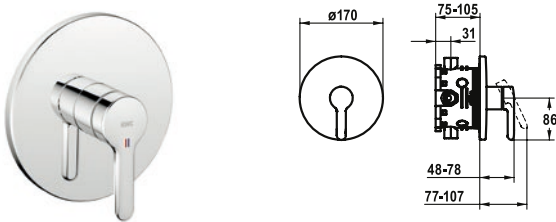




SAP Number	Article Number
chromeline, Trim kit <b>125172</b>	20.474.500.000
chromeline, Trim kit, with vacuum breaker <b>125173</b>	20.474.510.000

**WAMAS 2.0 Trim kit – Lever mixer – Tub**

- Trim kit with function unit
- Outflow top and below
- Turning handle for diverter
- KWC cartridge M 35 H
  - with ceramic discs
  - flow rate and temperature continuously variable
- Scope of delivery: - Function unit, lever, cap, sleeve, cover plate, holder for escutcheon, diverter
  - Fastening of the cover plate without screws
- To be ordered separately:
  - Unit for concealed installation KWC BLUEBOX®  
½", without shut-off valve, 39.999.900.931  
¾" (½"), with shut-off valve, 39.999.910.931

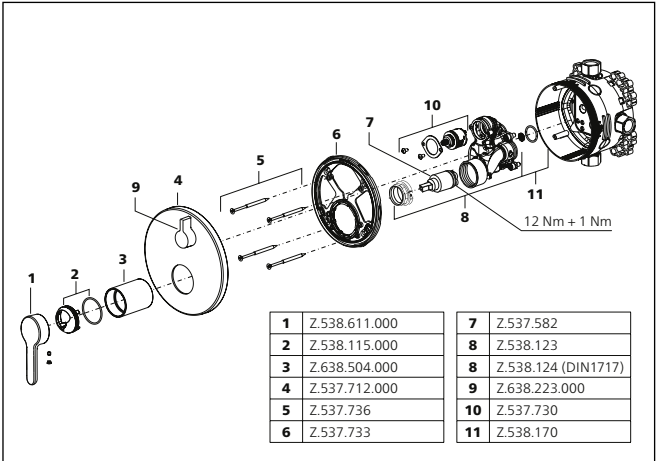


SAP Number	Article Number
chromeline, Trim kit <b>125171</b>	21.474.500.000

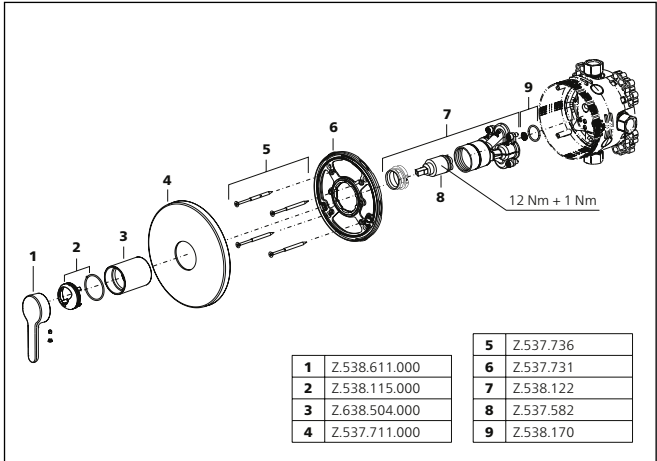
**WAMAS 2.0 Trim kit – Lever mixer – Shower**

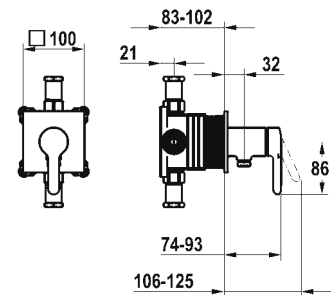
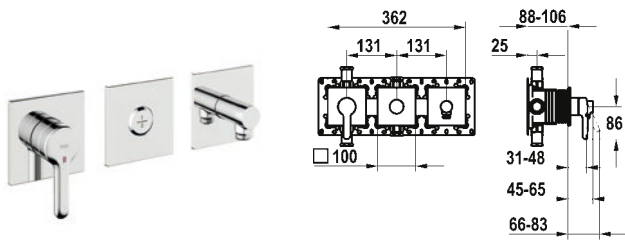
- Trim kit with function unit
- Outflow top or below
- KWC cartridge M 35 H
  - with ceramic discs
  - flow rate and temperature continuously variable
- Scope of delivery: - Function unit, lever, cap, sleeve, cover plate, holder for escutcheon
  - Fastening of the cover plate without screws
- To be ordered separately:
  - Unit for concealed installation KWC BLUEBOX®  
½", without shut-off valve, 39.999.900.931  
¾" (½"), with shut-off valve, 39.999.910.931

Flow rate 19 l/min (3 bar)  
Acoustic group I



Flow rate 19 l/min (3 bar)  
Acoustic group I





SAP Number	Article Number
chromeline, trim kit, with safety device DIN EN 1717	
<b>125337</b>	20.474.550.000

**Trim kit, with safety device DIN 1717 – Lever mixer – Tub**

- Trim kit with function unit KWC HOMEBOX
  - Outflow
    - with integrated hose connection
    - above or below the second consumer with CHOICE diverter without automatic reset
  - KWC cartridge M 35-S HF
    - with ceramic discs
    - flow rate and temperature continuously variable
  - Scope of delivery:
    - Lever mixer unit
    - Diverter unit
    - Hose connection unit
    - Fastening of the cover plate without screws
  - To be ordered separately:
    - Unit for concealed installation KWC HOMEBOX
- Thermostatic/ lever mixer 2 consumers 39.006.261.931

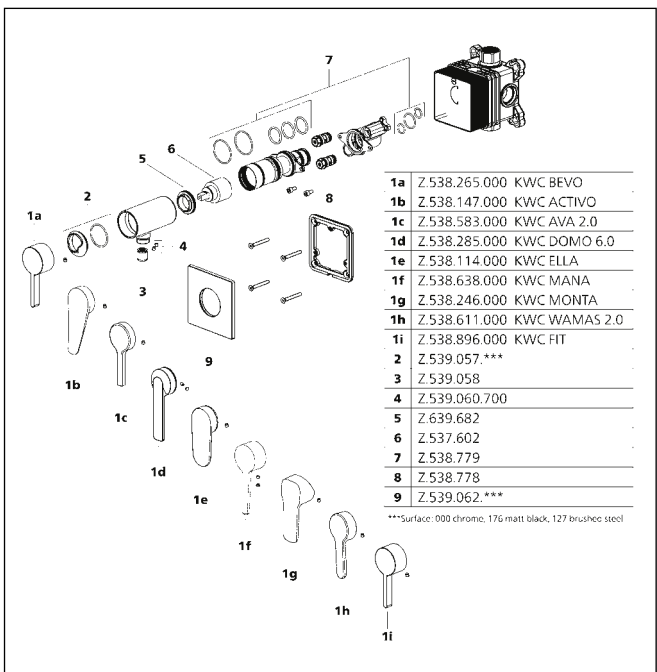
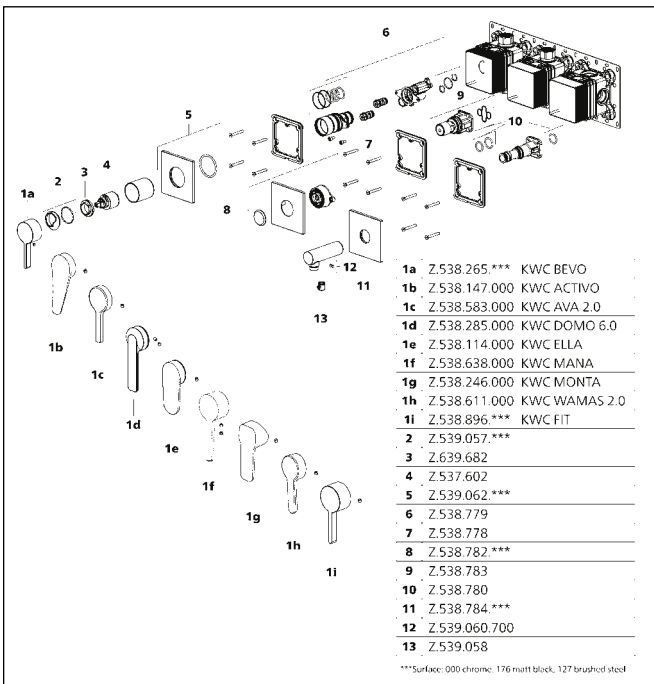
SAP Number	Article Number
chromeline, trim kit, with safety device DIN EN 1717	
<b>125334</b>	21.474.550.000

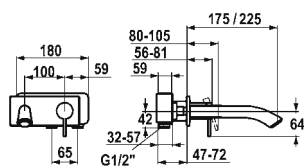
**Trim kit, with safety device DIN 1717 – Lever mixer – Shower**

- Trim kit with function unit KWC HOMEBOX
  - Outflow
    - with integrated hose connection
  - KWC cartridge M 35-S HF
    - with ceramic discs
    - flow rate and temperature continuously variable
  - Scope of delivery:
    - Lever mixer unit – with integrated hose connection
    - Fastening of the cover plate without screws
  - To be ordered separately:
    - Unit for concealed installation KWC HOMEBOX
- Lever mixer 1 Consumers 39.006.251.931

Flow rate 19.2 l/min (3bar)  
Acoustic group II  
Spray outlet: Flow rate 15.2 l/min (3bar)  
Spray outlet: Acoustic group I

Flow rate 16 l/min (3 bar)  
Acoustic group I  
Spray outlet: Flow rate 16 l/min (3 bar)





SAP Number	Article Number
------------	----------------


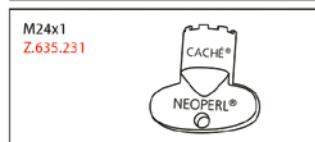
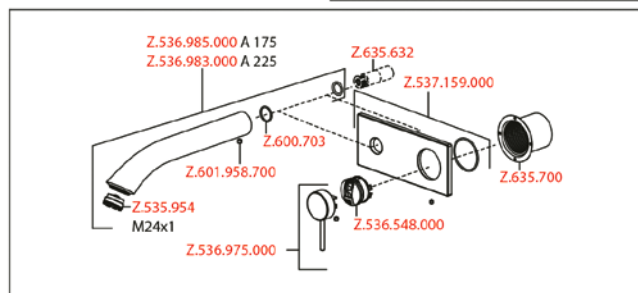
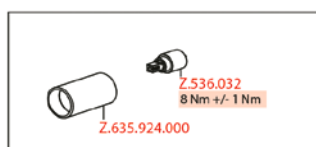
chromeline, A 225, Trim kit	
<b>123335</b>	11.202.034.000

chromeline, A 175, Trim kit	
<b>123339</b>	11.202.033.000

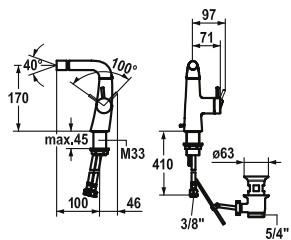
### ZOE Trim kit – Lever mixer – Basin

- Trim kit Lever mixer
- Fixed spout
  - Neoperl® Caché®
- OptimalSpace – ample space for washing or working
- KWC cartridge S 25
  - with ceramic discs
  - flow rate and temperature continuously variable
- To be ordered separately:
  - Unit for concealed installation ½" 39.193.400.931
- To be ordered separately (optional or if necessary):
  - Extension set 20 mm Z.536.333

Flow rate 5 l/min (3 bar)  
Acoustic group I







SAP Number	Article Number
------------	----------------

chromeline, A 100, flexible connection hoses, with pop-up valve	
---	--

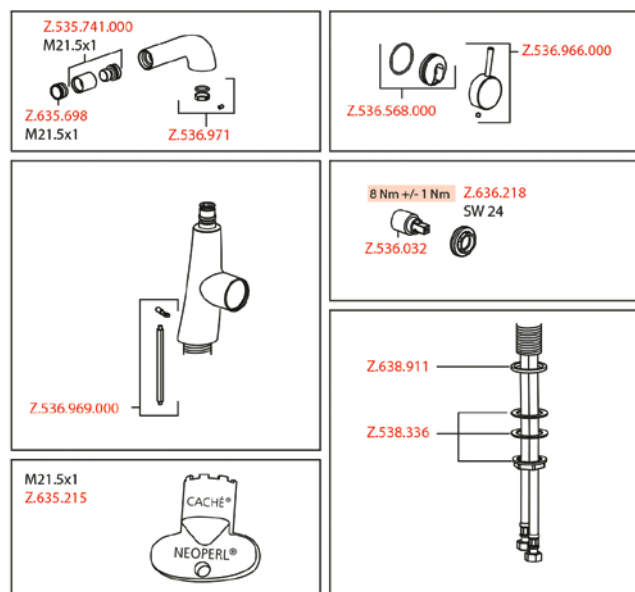
<b>123353</b>	13.201.041.000FL
---------------	------------------

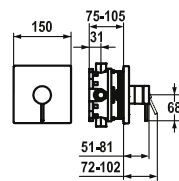
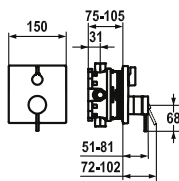
### ZOE Lever mixer – Bidet

- Lever installation only possible on the right side
  - Child safety: cold water flow in lever position towards the front
- gap between wall and centre of mounting hole min. 45 mm
- EcoProtect – water-saving device
- Fixed spout
  - ball joint aerator Neoperl® Caché®
- KWC cartridge S 25
  - with ceramic discs
  - flow rate and temperature continuously variable
- Flexible connection hoses 3/8"
- Fastening by means of threaded sleeve M33 x 1.5
- Scope of delivery:
  - KWC pop-up valve Z.538.581.000

Flow rate 4.5 l/min (3 bar)

Acoustic group I





SAP Number	Article Number
chromeline, Trim kit <b>124015</b>	20.204.500.000
chromeline, Trim kit, with vacuum breaker <b>124016</b>	20.204.510.000

**ZOE Trim kit – Lever mixer – Tub**

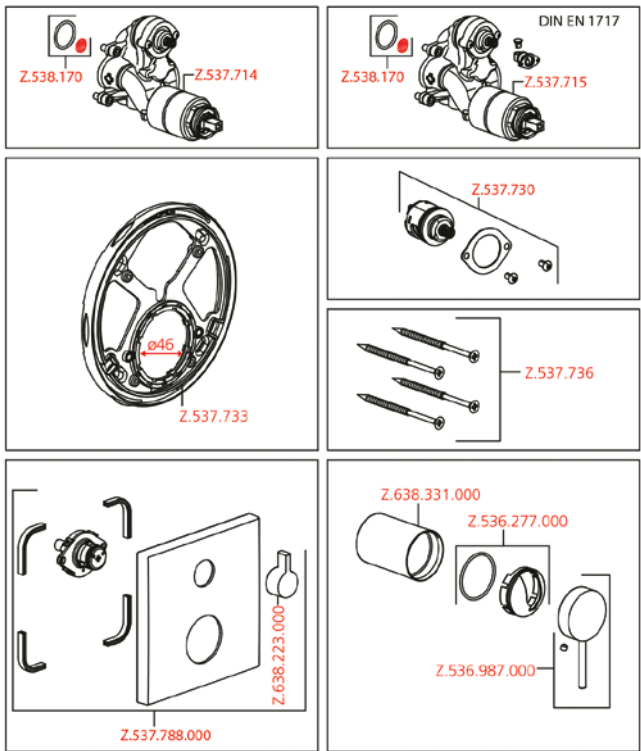
- Trim kit with function unit
- Outflow top and below
- Turning handle for diverter
- KWC cartridge M 35 H
  - with ceramic discs
  - flow rate and temperature continuously variable
- Scope of delivery: - Function unit, lever, cap, sleeve, cover plate, holder for escutcheon, diverter
  - Fastening of the cover plate without screws
- To be ordered separately:
  - Unit for concealed installation KWC BLUEBOX®  
½", without shut-off valve, 39.999.900.931  
¾" (½"), with shut-off valve, 39.999.910.931

SAP Number	Article Number
chromeline, Trim kit <b>124014</b>	21.204.500.000

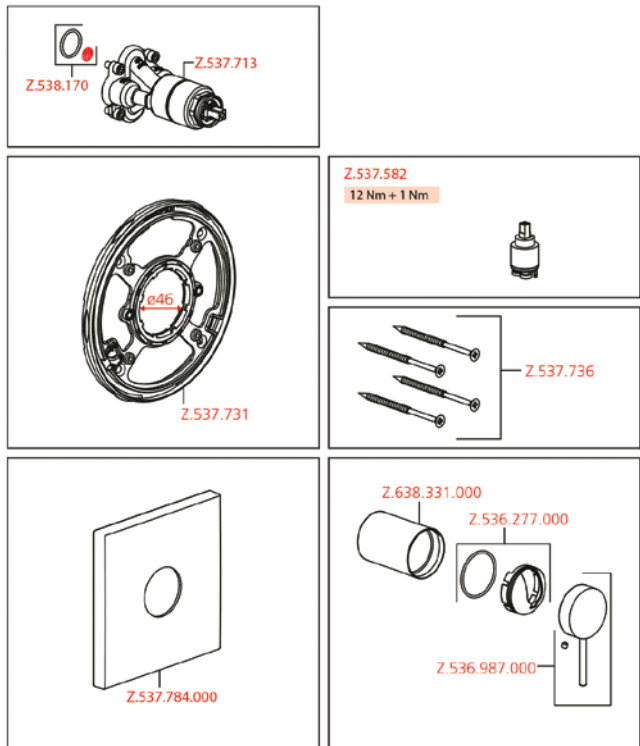
**ZOE Trim kit – Lever mixer – Shower**

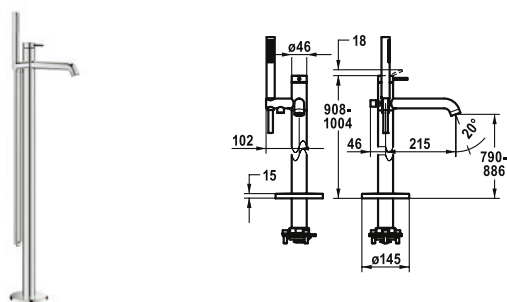
- Trim kit with function unit
- Outflow top or below
- KWC cartridge M 35 H
  - with ceramic discs
  - flow rate and temperature continuously variable
- Scope of delivery: - Function unit, lever, cap, sleeve, cover plate, holder for escutcheon
  - Fastening of the cover plate without screws
- To be ordered separately:
  - Unit for concealed installation KWC BLUEBOX®  
½", without shut-off valve, 39.999.900.931  
¾" (½"), with shut-off valve, 39.999.910.931

Flow rate 19 l/min (3 bar)  
Acoustic group I



Flow rate 19 l/min (3 bar)  
Acoustic group I





SAP Number	Article Number
------------	----------------

chromeline, A 215, with hand shower and hose	
--	--

<b>124794</b>	20.201.093.000
---------------	----------------

### ZOE Lever mixer – Tub

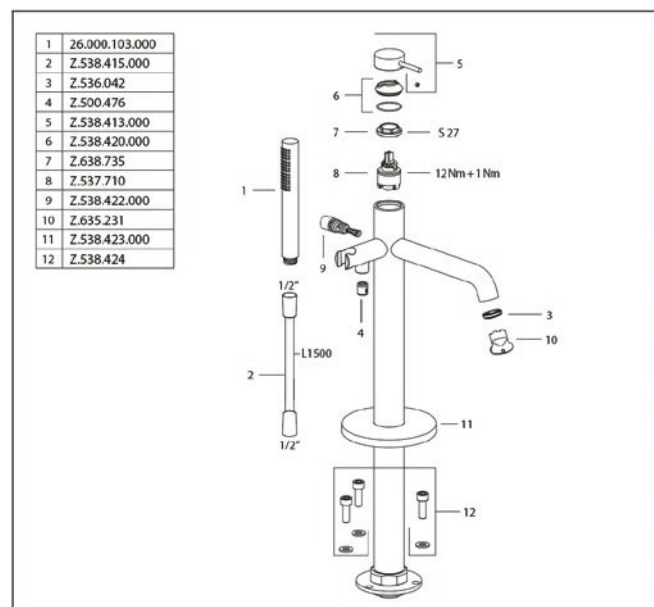
- For freestanding tub
- Integrated check valve in the hose outlet
- with shower holder
- Fixed spout
  - Neoperl® SLIM®
- KWC cartridge M 35 OP
  - with ceramic discs
  - flow rate and temperature continuously variable
  - temperature limitation
- Scope of delivery:
  - Hand shower KWC FIT-X slim 26.000.103.000
  - Shower hose 1500 mm, metal Z.538.415.000
- To be ordered separately:
  - Unit for concealed installation 39.000.602.931

Flow rate 21 l/min (3 bar)

Acoustic group II

Spray outlet: Flow rate 12 l/min (3bar)

Spray outlet: Acoustic group I









# ShowerCulture

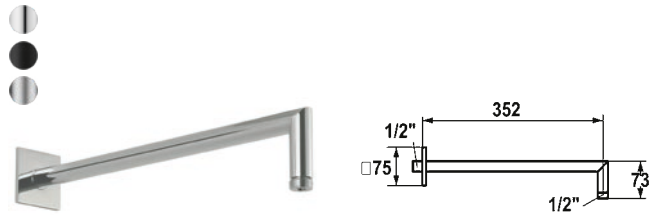
<b>KWC</b> Shower arms	211
<b>KWC</b> Shower brackets	214
<b>KWC</b> Shower hoses	215
<b>KWC</b> Shower systems	216
<b>KWC</b> Sliding wall bars	221
<b>KWC</b> Hand showers	223
<b>KWC</b> Shower heads	226
<b>KWC</b> Hose connections	228
<b>KWC</b> Thermostatic mixers	230



SAP Number	Article Number
chromeline, L 352 <b>122514</b>	26.000.800.000
matt black, L 352 <b>125181</b>	26.000.800.176
brushed steel, L 352 <b>125182</b>	26.000.800.177

**SHOWERCULTURE Shower arm**

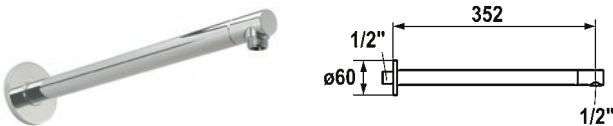
- Shower arm
  - with escutcheon
  - suitable for all KWC shower heads (since 2019)
- Connecting thread 1/2"



SAP Number	Article Number
chromeline, L 352 <b>122513</b>	26.000.803.000
matt black, L 352 <b>125556</b>	26.000.803.176
brushed steel, L 352 <b>125183</b>	26.000.803.177

**SHOWERCULTURE Shower arm**

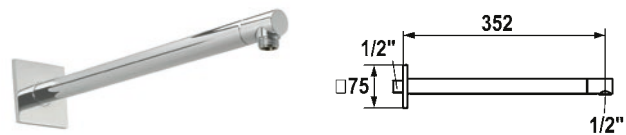
- Shower arm
  - with escutcheon
  - suitable for all KWC shower heads (since 2019)
- Connecting thread 1/2"
- To be ordered separately (optional or if necessary):
  - Escutcheon for KWC bracket HOMEBOX Z.540.155.000



SAP Number	Article Number
chromeline, L 352 <b>122517</b>	26.000.810.000

**SHOWERCULTURE Shower arm**

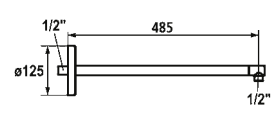
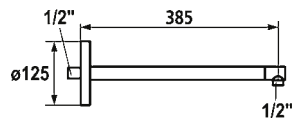
- Shower arm
  - with escutcheon
  - suitable for all KWC shower heads (since 2019)
- Connecting thread 1/2"



SAP Number	Article Number
chromeline, L 352 <b>122518</b>	26.000.813.000

**SHOWERCULTURE Shower arm**

- Shower arm
  - with escutcheon
  - suitable for all KWC shower heads (since 2019)
- Connecting thread 1/2"



SAP Number	Article Number
chromeline, L 385 <b>122519</b>	26.000.811.000

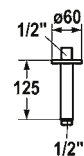
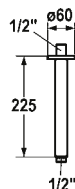
#### SHOWERCULTURE Shower arm

- Shower arm
  - with escutcheon
  - suitable for all KWC shower heads
- Connecting thread 1/2"

SAP Number	Article Number
chromeline, L 485 <b>122520</b>	26.000.812.000

#### SHOWERCULTURE Shower arm

- Shower arm
  - with escutcheon
  - suitable for all KWC shower heads
- Connecting thread 1/2"



SAP Number	Article Number
chromeline, L 225 <b>122523</b>	26.000.821.000
chromeline, L 325 <b>122525</b>	26.000.822.000

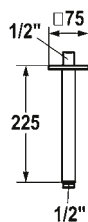
#### SHOWERCULTURE Shower arm

- Shower arm
  - with escutcheon
  - suitable for all KWC shower heads
- Connecting thread 1/2"

SAP Number	Article Number
chromeline, L 125 <b>122521</b>	26.000.820.000
matt black, L 125 <b>125552</b>	26.000.820.176
brushed steel, L 125 <b>125553</b>	26.000.820.177

#### SHOWERCULTURE Shower arm

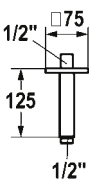
- Shower arm
  - with escutcheon
  - suitable for all KWC shower heads
- Connecting thread 1/2"



SAP Number	Article Number
chromeline, L 225 <b>122524</b>	26.000.824.000
chromeline, L 325 <b>122526</b>	26.000.825.000

**SHOWERCULTURE Shower arm**

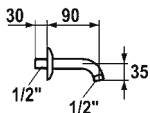
- Shower arm
- with escutcheon
- suitable for all KWC shower heads
- Connecting thread 1/2"



SAP Number	Article Number
chromeline, L 125 <b>122522</b>	26.000.823.000
matt black, L 125 <b>125554</b>	26.000.823.176
brushed steel, L 125 <b>125555</b>	26.000.823.177

**SHOWERCULTURE Shower arm**

- Shower arm
- with escutcheon
- suitable for all KWC shower heads
- Connecting thread 1/2"

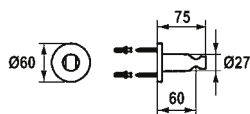


SAP Number	Article Number
chromeline, A90 <b>101206</b>	26.000.804.000

**SHOWERCULTURE Shower arm**

- Shower arm
- Connecting thread 1/2"

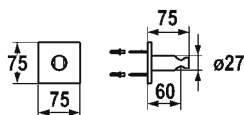




SAP Number	Article Number
chromeline <b>536623</b>	26.000.621.000
matt black <b>125064</b>	26.000.621.176
brushed steel <b>125065</b>	26.000.621.177

## SHOWERCULTURE Shower bracket style

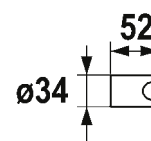
- Non-adjustable
- Suitable for: All hand showers



SAP Number	Article Number
chromeline <b>536622</b>	26.000.620.000
matt black <b>125550</b>	26.000.620.176
brushed steel <b>125066</b>	26.000.620.177

## SHOWERCULTURE Shower bracket

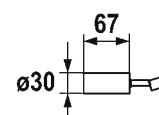
- Non-adjustable
- Suitable for:
  - All hand showers



SAP Number	Article Number
chromeline <b>122540</b>	26.000.622.000
matt black <b>3600003864</b>	26.000.622.176
brushed steel <b>3600003876</b>	26.000.622.177

## SHOWERCULTURE Shower bracket

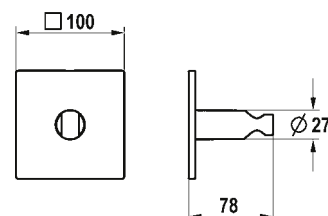
- Made of plastic
- Non-adjustable
- Suitable for: All hand showers



SAP Number	Article Number
chromeline <b>122541</b>	26.000.623.000

## SHOWERCULTURE Shower bracket

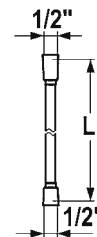
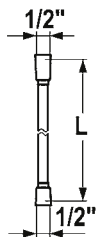
- Adjustable
- Suitable for: All hand showers



SAP Number	Article Number
chromeline <b>125303</b>	26.000.624.000
matt black <b>125304</b>	26.000.624.176
brushed steel <b>125305</b>	26.000.624.177

## HOMEBOX Shower bracket

- Non-adjustable
- Suitable for: All hand showers



SAP Number	Article Number
chromeline, L 1250 <b>3600003999</b>	26.001.002.000
chromeline, L 1600 <b>538323</b>	26.001.003.000
chromeline, L 1800 <b>538322</b>	26.001.004.000
chromeline, L 2000 <b>538324</b>	26.001.005.000

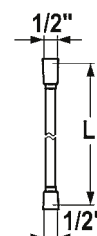
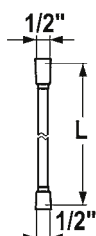
## Shower hose

- Shower hose
- secure against twisting: rotatable (long) cone
- Made of plastic
- Connecting thread 1/2"

SAP Number	Article Number
chromeline L1500 <b>538415</b>	Z.538.415.000

## Shower hose

- Shower hose
- secure against twisting: rotatable cone with wrench flat
- Made of metal
- Connecting thread 1/2"



SAP Number	Article Number
chromeline, L 1000 <b>3600004019</b>	26.001.009.000

## Shower hose

- Shower hose
- secure against twisting: rotatable (long) cone
- can be shortened
- Made of plastic
- Connecting thread 1/2"

SAP Number	Article Number
matt black, L 1500 <b>3600009263</b>	26.000.033.176

SAP Number	Article Number
brushed steel, L 1500 <b>3600009270</b>	26.000.033.177

## Shower hose

- Shower hose
- secure against twisting: rotatable (long) cone
- Made of plastic
- Connecting thread 1/2"



SAP Number	Article Number
chromeline, AD150±20, A 400	
<b>124703</b>	26.006.333.000
matt black, AD150±20, A400	
<b>3600003736</b>	26.006.333.176
brushed steel, AD150±20, A400	
<b>3600003726</b>	26.006.333.177

## Shower system style

- Shower system style
- EcoProtect – water-saving device
- TouchProtect
  - anti-scald protection thanks to the “double skin” principle
- The water-bearing sliding wall bar can be shortened to any individual length as required
- Swiveling bracket, shower head with ball joint
- SkinProtect – Safety stop prevents scalding
- Turning handle to control flow and for diverter
- KWC ball joint bracket, elevation adjustment lockable
- Tube diameter 20 mm
- Intrinsically safe against backflow
- Easy to install on existing connections

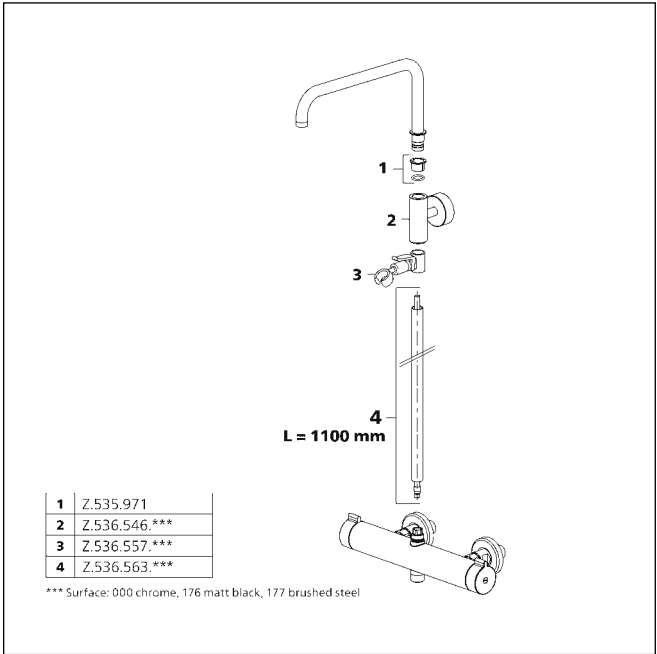
- Thermostatic precision control unit
  - constant water temperature (even when mains pressure fluctuates)
  - fast response
- Wall connections ½" x ¾", without shut-off valve eccentric 10 mm
- Scope of delivery:
  - Thermostat incl. wall connections with outlet (top) for water-bearing sliding wall bar
  - Hand shower KWC CHOICE-G 26.000.125.000
  - Shower hose 1600 mm, plastic 26.001.003.000
  - Shower head KWC PIATTO -X R300 26.000.215.000
  - Sliding wall bar kit 26.004.004.000
  - Shower guide rod holder (top), for connecting guide rod and spray arm

Flow rate 17.8 l/min (3 bar)

Acoustic group I

Spray outlet: Flow rate 11.3 l/min (3bar)

Spray outlet: Acoustic group I







## SAP Number Article Number

chromeline, AD150±20, A 400  
**124701** 26.006.373.000

matt black, AD150±20, A400  
**3600003729** 26.006.373.176

brushed steel, AD150±20, A400  
**3600003737** 26.006.373.177

## Shower system design

- EcoProtect – water-saving device
- TouchProtect
  - anti-scald protection thanks to the "double skin" principle
- The water-bearing sliding wall bar can be shortened to any individual length as required
- Swiveling bracket, shower head with ball joint
- SkinProtect – Safety stop prevents scalding
- Turning handle to control flow and for diverter
- KWC ball joint bracket, elevation adjustment lockable
- Tube diameter 20 mm
- Intrinsically safe against backflow
- Easy to install on existing connections

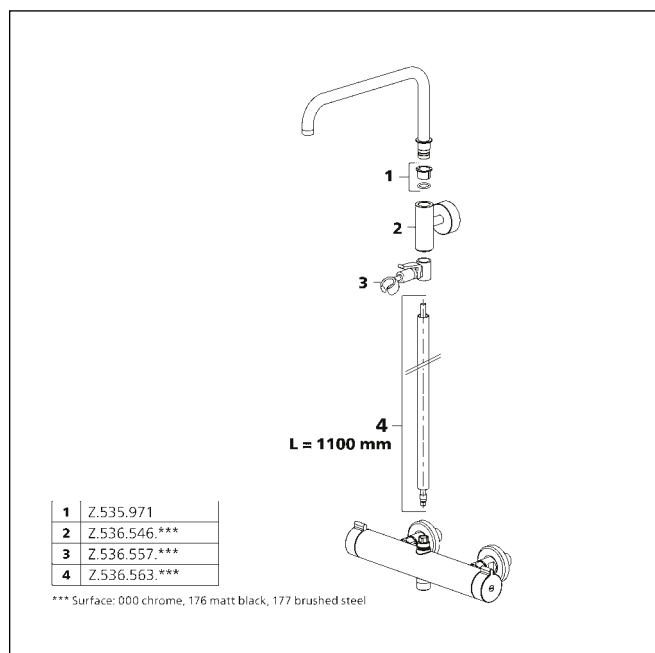
- Thermostatic precision control unit
  - constant water temperature (even when mains pressure fluctuates)
  - fast response
- Wall connections ½" x ¾", without shut-off valve eccentric 10 mm
- Scope of delivery:
  - Thermostat incl. wall connections with outlet (top) for water-bearing sliding wall bar
  - Hand shower KWC CHOICE-H 26.000.126.000
  - Shower hose 1600 mm, plastic 26.001.003.000
  - Shower head KWC PIATTO -X Q300 26.000.205.000
  - Sliding wall bar kit 26.004.004.000
  - Shower guide rod holder (top), for connecting guide rod and spray arm

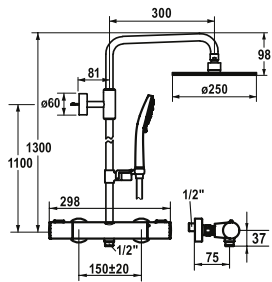
Flow rate 17.8 l/min (3 bar)

Acoustic group I

Spray outlet: Flow rate 11.3 l/min (3bar)

Spray outlet: Acoustic group I



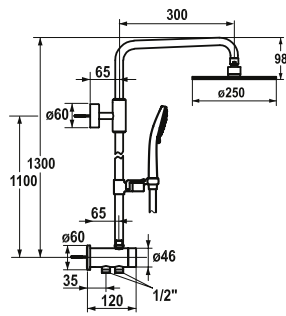
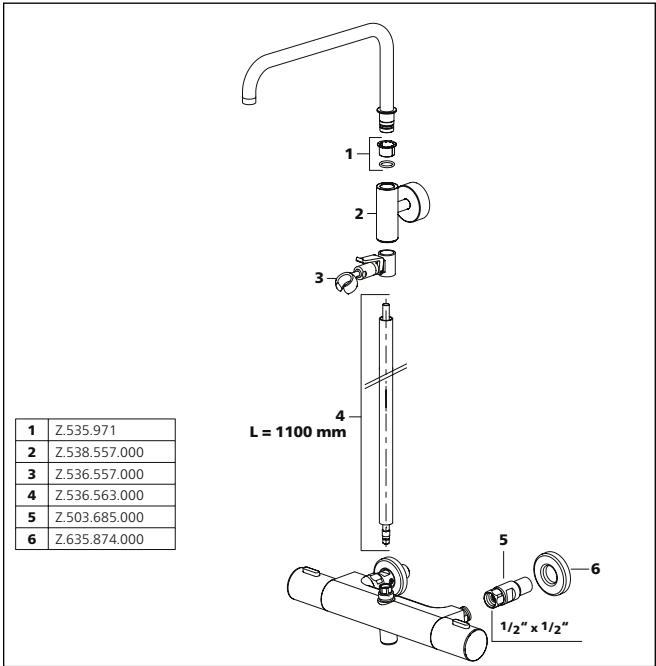


SAP Number	Article Number
chromeline, AD 150±20 mm, A 300, with hand shower and hose	
<b>125276</b>	26.006.313.000

**SHOWERCULTURE Thermostatic mixer – Shower system fit**

- The water-bearing sliding wall bar can be shortened to any individual length as required
- Swiveling bracket, shower head with ball joint
- SkinProtect – Safety stop prevents scalding
- Turning handle to control flow and for diverter
- KWC ball joint bracket, elevation adjustment lockable
- Tube diameter 20 mm
- Intrinsically safe against backflow
- Easy to install on existing connections
- Thermostatic precision control unit
  - constant water temperature (even when mains pressure fluctuates)
  - fast response
- Wall connections 1/2" x 3/4", without shut-off valve eccentric 10 mm
- Scope of delivery:
  - Thermostat incl. wall connections with outlet (top) for water-bearing sliding wall bar
  - Hand shower KWC FIT-E trio 26.000.132.000
  - Shower hose 1600 mm, plastic 26.001.003.000
  - Shower head KWC PIATTO -X R250 26.000.214.000
  - Sliding wall bar kit 26.004.003.000
  - Shower guide rod holder (top), for connecting guide rod and spray arm

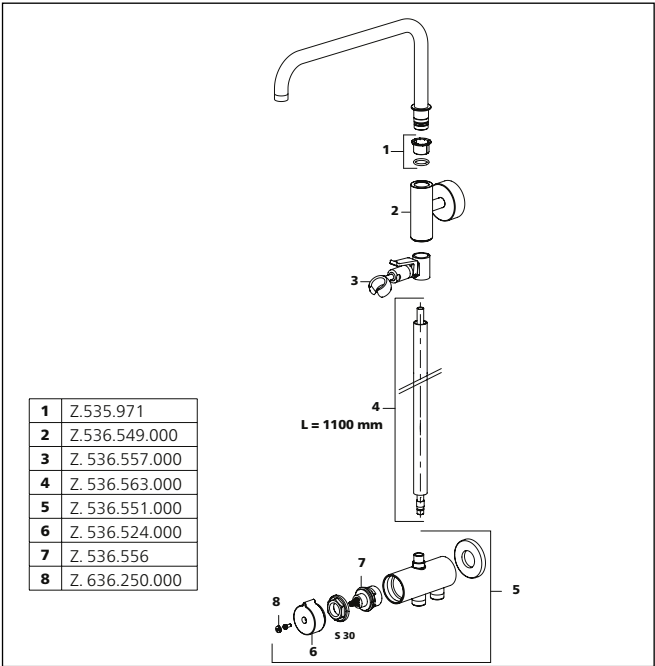
Flow rate 17 l/min (3 bar)  
Acoustic group I  
Spray outlet: Flow rate 11.5 l/min (3 bar)  
Spray outlet: Acoustic group I

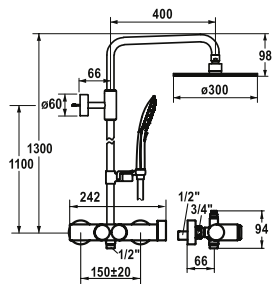


SAP Number	Article Number
chromeline, A 300, L 1100, with hand shower and hose	
<b>124898</b>	26.006.013.000

**SHOWERCULTURE Shower system**

- Shower system Modification set fit
- Suitable for connection to surface-mounted mixer
- TouchProtect
  - anti-scald protection thanks to the "double skin" principle
- The water-bearing sliding wall bar can be shortened to any individual length as required
- SkinProtect – Safety stop prevents scalding
- Turning handle to control flow and for diverter
- KWC ball joint bracket, elevation adjustment lockable
- Tube diameter 20 mm
- Scope of delivery:
  - Diverter with outlet (top) for water-bearing sliding wall bar
  - Hand shower KWC FIT-E trio 26.000.132.000
  - Shower hose 1600 mm, plastic 26.001.003.000 and 1000 mm (can be shortened), plastic 26.001.009.000
  - Shower head KWC PIATTO -X R250 26.000.214.000
  - Sliding wall bar kit 26.004.003.000
  - Shower guide rod holder (top), for connecting guide rod and spray arm



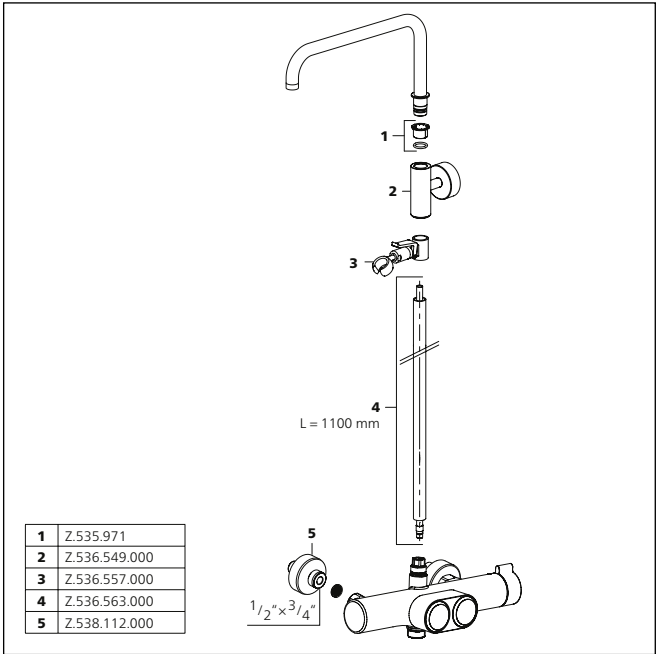


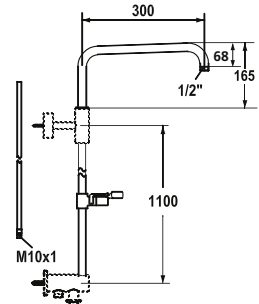
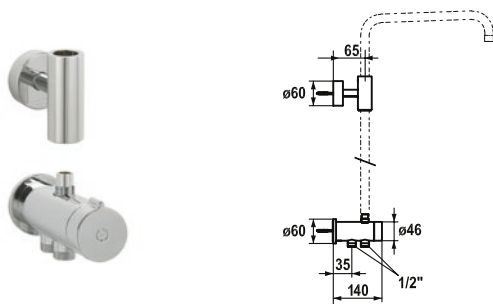
SAP Number	Article Number
chromeline, AD 150 +/- 20 mm, A 400, with hand shower and hose	
<b>125274</b>	26.006.614.000

**SHOWERCULTURE Thermostatic mixer – Shower system**

- Shower system choice
- Without volume control
- The water-bearing sliding wall bar can be shortened to any individual length as required
- Swiveling bracket, shower head with ball joint
- SkinProtect – Safety stop prevents scalding
- Activation of the consumer at the push of a „choice“ button
- KWC ball joint bracket, elevation adjustment lockable
- Tube diameter 20 mm
- Intrinsically safe against backflow
- Easy to install on existing connections
- Thermostatic precision control unit
  - constant water temperature (even when mains pressure fluctuates)
  - fast response
- Wall connections 1/2" x 3/4", without shut-off valve eccentric 10 mm
- Scope of delivery:
  - Thermostat incl. wall connections with outlet (top) for water-bearing sliding wall bar
  - Hand shower KWC CHOICE-G 26.000.125.000
  - Shower hose 1800 mm, plastic 26.001.014.000
  - Shower head KWC PIATTO -X R300 26.000.215.000
  - Sliding wall bar kit 26.004.004.000
  - Shower guide rod holder (top), for connecting guide rod and spray arm

Flow rate 17 l/min (3 bar)  
Acoustic group I  
Spray outlet: Flow rate 11.5 l/min (3 bar)  
Spray outlet: Acoustic group I





SAP Number	Article Number
chromeline	
<b>122537</b>	26.004.100.000

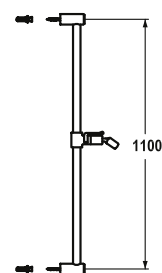
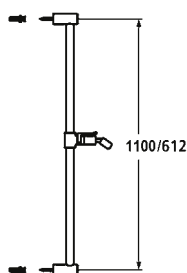
**SHOWERCULTURE Components**

- Diverter for shower system surface-mounted
- Suitable for connection to surface-mounted mixer/ fixing of water-bearing sliding wall bar kit
- Turning handle for diverter
- Scope of delivery:
  - Shower hose 1600 mm, plastic 26.001.003.000 and 1000 mm (can be shortened), plastic 26.001.009.000
  - Shower guide rod holder (top), for connecting guide rod and spray arm
- To be ordered separately:
  - Water-bearing sliding wall bar kit 26.004.003.000
  - Hand shower KWC BOSSANOVA, KWC FIT or KWC CHOICE 26.004.004.000
  - shower head KWC PIATTO-X
- Go to [www.kwc.com](http://www.kwc.com) for comprehensive information on planning, installation and operation, or get in touch with your KWC contact person.

SAP Number	Article Number
chromeline, A 300, L 1100	
<b>122533</b>	26.004.003.000
chromeline, A 400, L 1100	
<b>122534</b>	26.004.004.000

**SHOWERCULTURE Components**

- Sliding wall bar kit
  - water-bearing (pipe-in-pipe system) incl. shower arm, swiveling
- Suitable for connection / fixing to:
  - thermostat with outlet (top) for water-bearing sliding wall bar
  - sliding wall bar holder (bottom)
- TouchProtect
  - anti-scald protection thanks to the "double skin" principle
- The water-bearing sliding wall bar can be shortened to any individual length as required
- KWC ball joint bracket, elevation adjustment lockable
- Tube diameter 20 mm
- Go to [www.kwc.com](http://www.kwc.com) for comprehensive information on planning, installation and operation, or get in touch with your KWC contact person.



SAP Number	Article Number
chromeline, L 1100 <b>114723</b>	K.26.99.02.000
chromeline, L 612 <b>114729</b>	K.26.99.01.000

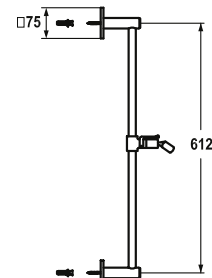
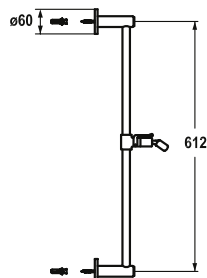
## FIT Sliding wall bar

- KWC Sliding wall bar FIT
- „The original“
- Made of brass
- KWC ball joint bracket, elevation adjustment lockable
- Tube diameter 18 mm
- The sliding wall bar can be shortened to any individual length as required
- To be ordered separately (optional or if necessary):
  - Adesio adhesive set Z.538.427.000 (round)
  - or Z.538.558.000 (square)

SAP Number	Article Number
matt black, L 1100 <b>125179</b>	K.26.99.02.176
brushed steel, L 1100 <b>125180</b>	K.26.99.02.177

## FIT Sliding wall bar

- KWC Sliding wall bar FIT
- „The original“
- Made of brass
- KWC ball joint bracket, elevation adjustment lockable
- Tube diameter 18 mm
- The sliding wall bar can be shortened to any individual length as required



SAP Number	Article Number
chromeline, L 612 <b>122529</b>	26.000.502.000
chromeline, L 1100 <b>122530</b>	26.000.503.000

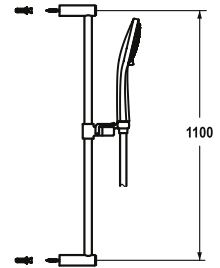
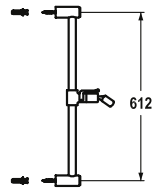
## FIT Sliding wall bar style

- KWC Sliding wall bar FIT style
- „The original“
- Made of brass
- KWC ball joint bracket, elevation adjustment lockable
- Tube diameter 18 mm
- The sliding wall bar can be shortened to any individual length as required

SAP Number	Article Number
chromeline, L 612 <b>122531</b>	26.000.504.000
chromeline, L 1100 <b>122532</b>	26.000.505.000

## FIT Sliding wall bar design

- KWC Sliding wall bar FIT design
- „The original“
- Made of brass
- KWC ball joint bracket, elevation adjustment lockable
- Tube diameter 18 mm
- The sliding wall bar can be shortened to any individual length as required



SAP Number	Article Number
chromeline, L 612 <b>125263</b>	26.000.506.000
chromeline, L 1100 <b>125264</b>	26.000.507.000

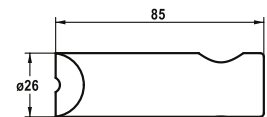
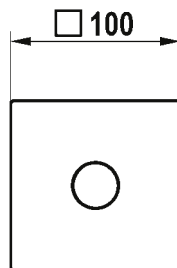
## FIT Sliding wall bar easy

- KWC Sliding wall bar FIT easy
- Made of metal
- Ball joint bracket, elevation adjustment lockable
- Tube diameter 18 mm
- The sliding wall bar can be shortened to any individual length as required

SAP Number	Article Number
chromeline, L 1100 <b>125396</b>	26.003.522.000

## SHOWERCULTURE Sliding wall bar kit fit

- Sliding wall bar kit fit
- Ball joint bracket, elevation adjustment lockable
- Tube diameter 18 mm
- The sliding wall bar can be shortened to any individual length as required
- Cleaning-friendly faceplate
- Scope of delivery:
  - Hand shower KWC FIT-E trio 26.000.132.000
  - Shower hose 1600 mm, plastic
  - KWC sliding wall bar FIT easy 26.000.507.000 (L1100)



SAP Number	Article Number
chromeline <b>538897</b>	Z.538.897.000
matt black <b>538898</b>	Z.538.897.176
brushed steel <b>538899</b>	Z.538.897.177

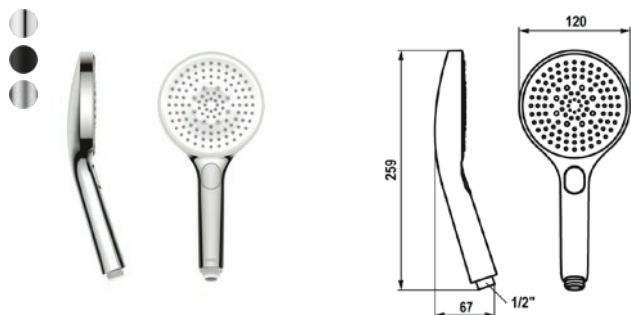
## Escutcheon for KWC sliding wall bar FIT

- Escutcheon kit – for KWC shower sliding bar FIT
- Suitable for:
  - HOMEBOX

SAP Number	Article Number
chromeline <b>532943</b>	Z.532.943.000

## SHOWERCULTURE Base set for corner model

- Base set for corner model
- Suitable for:
  - KWC sliding wall bar FIT „The original“ K.26.99.01 or K.26.99.02
  - KWC sliding wall bar FIT easy 26.000.506.000 or 26.000.507.000
- Without installation materials (is included with the sliding wall bar)

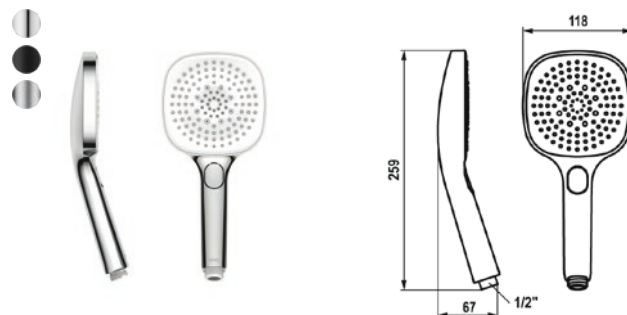


SAP Number	Article Number
chrome <b>125607</b>	26.000.125.000
matt black <b>125608</b>	26.000.125.176
brushed steel <b>3600003805</b>	26.000.125.177

## CHOICE -G Hand shower

- Hand shower KWC CHOICE-G
- TouchProtect
  - anti-scald protection thanks to the "double skin" principle
- Cleaning-friendly faceplate
- Connecting thread 1/2"

Flow rate 11 l/min (3bar)

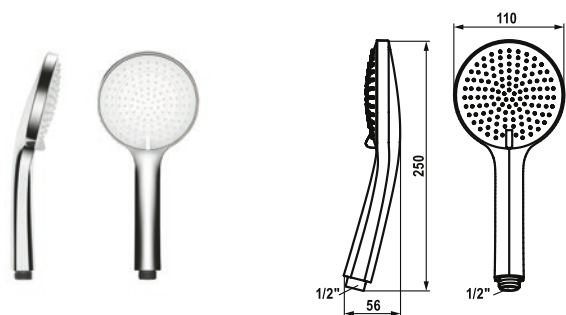


SAP Number	Article Number
chromeline <b>125609</b>	26.000.126.000
matt black <b>125610</b>	26.000.126.176
brushed steel <b>3600003806</b>	26.000.126.177

## CHOICE-H Hand shower

- Hand shower KWC CHOICE-H
- TouchProtect
  - anti-scald protection thanks to the "double skin" principle
- Cleaning-friendly faceplate
- Connecting thread 1/2"

Flow rate 11 l/min (3bar)

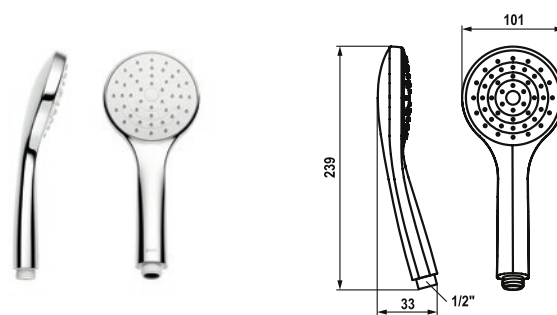


SAP Number	Article Number
chromeline <b>125282</b>	26.000.132.000

## FIT-E Hand shower trio

- Hand shower KWC FIT-E trio
- TouchProtect
  - anti-scald protection thanks to the "double skin" principle
- Cleaning-friendly faceplate
- Connecting thread 1/2"

Flow rate 12 l/min (3bar)

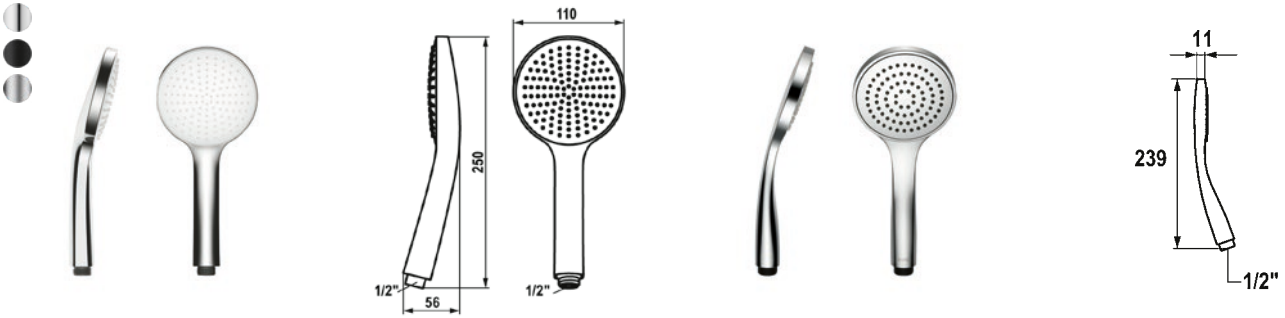


SAP Number	Article Number
chromeline <b>125542</b>	26.000.133.000

## KWC FIT -E easy Hand shower

- Hand shower KWC FIT-E easy
- TouchProtect
  - anti-scald protection thanks to the "double skin" principle
- Cleaning-friendly faceplate
- Connecting thread 1/2"

Flow rate 12 l/min (3bar)



SAP Number	Article Number
chromeline <b>125281</b>	26.000.131.000
matt black <b>3600007766</b>	26.000.131.176
brushed steel <b>3600007767</b>	26.000.131.177

**FIT-E eco Hand shower**

- Hand shower KWC FIT-E eco
- TouchProtect
  - anti-scald protection thanks to the “double skin” principle
- Cleaning-friendly faceplate
- Connecting thread 1/2"

Flow rate 6 l/min (3bar)

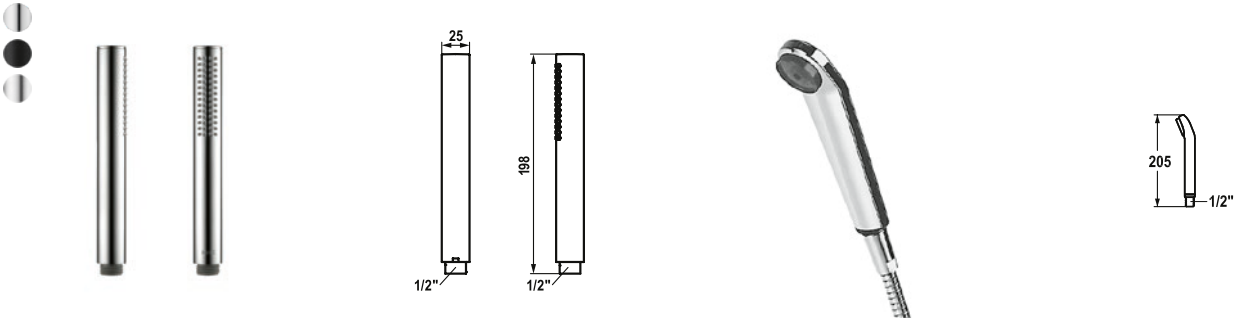
SAP Number	Article Number
chromeline <b>123504</b>	26.000.113.000

**FIT-S Hand shower**

- Hand shower KWC FIT-S
- TouchProtect
  - anti-scald protection thanks to the “double skin” principle
- Cleaning-friendly faceplate
- Connecting thread 1/2"

Flow rate 12 l/min (3bar)





SAP Number	Article Number
chromeline <b>124493</b>	26.000.103.000
matt black <b>125187</b>	26.000.103.176
stainless steel <b>125188</b>	26.000.103.700

**FIT-X slim baton shower**

- Baton shower KWC FIT-X slim
- Made of brass
- TouchProtect
  - anti-scald protection thanks to the “double skin” principle
- Cleaning-friendly faceplate
- Connecting thread ½"

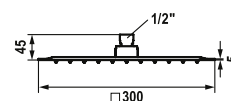
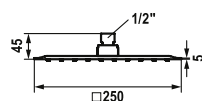
Flow rate 8 l/min (3bar)

SAP Number	Article Number
chromeline <b>531549</b>	Z.200.109.000

**FIT Hand shower**

- Hand shower KWC FIT
- Needle spray
- Connecting thread ½"

Flow rate 22 l/min (3bar)



SAP Number	Article Number
chromeline, D 250x250 <b>124494</b>	26.000.204.000
chromeline, D 400x400 <b>124496</b>	26.000.206.000

## PIATTO-X Q Shower head

- Made of stainless steel
- With ball joint
- Cleaning-friendly faceplate
- Connecting thread 1/2"
- To be ordered separately:
  - Bracket

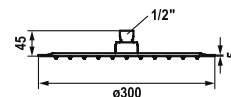
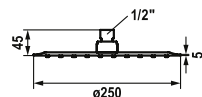
Flow rate 18 l/min (3bar)

SAP Number	Article Number
chromeline, D 300x300 <b>124495</b>	26.000.205.000
matt black, 300x300 <b>125551</b>	26.000.205.176
stainless steel, D 300x300 <b>125186</b>	26.000.205.700

## PIATTO-X Shower head Q

- Made of stainless steel
- With ball joint
- Cleaning-friendly faceplate
- Connecting thread 1/2"
- To be ordered separately:
  - Bracket

Flow rate 18 l/min (3bar)



SAP Number	Article Number
chromeline, D 250 <b>124497</b>	26.000.214.000
chromeline, D 400 <b>124499</b>	26.000.216.000

## PIATTO-X R Shower head

- Shower head KWC PIATTO-X R
- Made of stainless steel
- With ball joint
- Cleaning-friendly faceplate
- Connecting thread 1/2"
- To be ordered separately:
  - Bracket

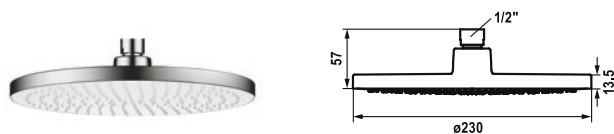
Flow rate 18 l/min (3bar)

SAP Number	Article Number
chromeline, D 300 <b>124498</b>	26.000.215.000
matt black, D 300 <b>125184</b>	26.000.215.176
stainless steel, D 300 <b>125185</b>	26.000.215.700

## PIATTO-X Shower head R

- Shower head KWC PIATTO-X R
- Made of stainless steel
- With ball joint
- Cleaning-friendly faceplate
- Connecting thread 1/2"
- To be ordered separately:
  - Bracket

Flow rate 18 l/min (3bar)



SAP Number	Article Number
chromeline, D 230 <b>125283</b>	26.000.222.000

**FIT Shower head**

- Shower head KWC FIT
- Made of plastic
- With ball joint
- Cleaning-friendly faceplate
- Connecting thread 1/2"
- To be ordered separately:
  - Bracket

Flow rate 10 l/min (3bar)



SAP Number	Article Number
chromeline <b>532760</b>	Z.505.480.000.34

**Sports shower**

- Sports shower
- Volume pre-settable
- Needle spray
- Connecting thread 1/2"
- To be ordered separately:
  - Spare part jet insert Z.505.534.120
  - Key for Jet insert for sport shower

Flow rate 15 l/min (3bar)

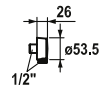
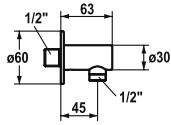


SAP Number	Article Number
chromeline <b>122502</b>	26.000.221.000

**FIT Shower head mono**

- Shower head KWC FIT mono
- Made of plastic
- With ball joint
- Cleaning-friendly faceplate
- Connecting thread 1/2"
- To be ordered separately:
  - Bracket

Flow rate 12 l/min (3bar)



SAP Number	Article Number
chromeline <b>121823</b>	26.000.610.000
matt black <b>125067</b>	26.000.610.176
brushed steel <b>125068</b>	26.000.610.177

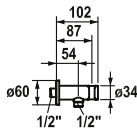
**Hose connection style**

- Intrinsically safe against backflow
- Connecting thread 1/2"

SAP Number	Article Number
chromeline <b>122544</b>	26.000.614.000

**Hose connection**

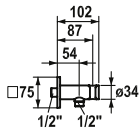
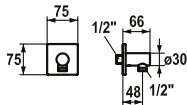
- Connecting thread 1/2"



SAP Number	Article Number
chromeline <b>122542</b>	26.000.612.000
matt black <b>125405</b>	26.000.612.176
brushed steel <b>125406</b>	26.000.612.177

**Hose connection**

- Hose connection
  - with integrated shower bracket
- Intrinsically safe against backflow
- Connecting thread 1/2"



SAP Number	Article Number
chromeline <b>122205</b>	26.000.611.000
matt black <b>125549</b>	26.000.611.176
brushed steel <b>125069</b>	26.000.611.177

Hose connection design

- Hose connection design
- Intrinsically safe against backflow
- Connecting thread 1/2"

SAP Number	Article Number
chromeline <b>122543</b>	26.000.613.000
matt black <b>125548</b>	26.000.613.176
brushed steel <b>125407</b>	26.000.613.177

Hose connection

- Hose connection
  - with integrated shower bracket
- Intrinsically safe against backflow
- Connecting thread 1/2"

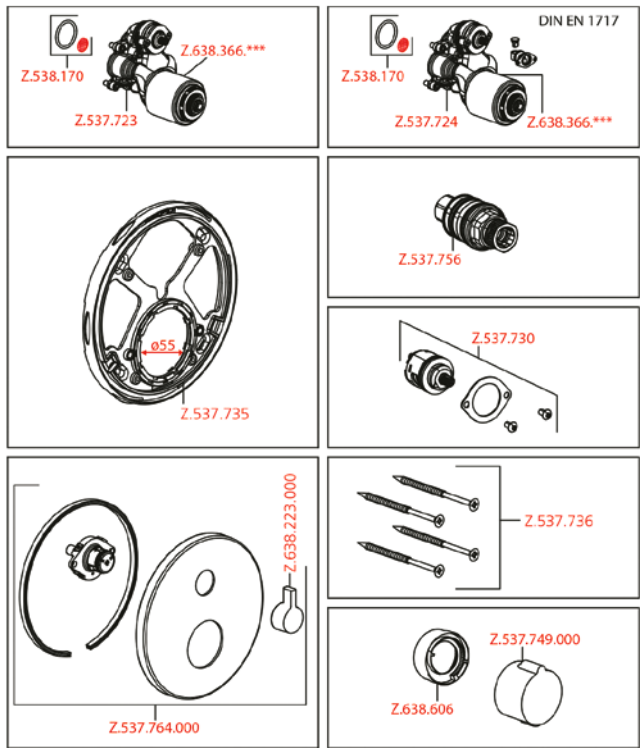


SAP Number	Article Number
chromeline, Trim kit	
<b>124012</b>	20.004.802.000
chromeline, Trim kit, with vacuum breaker	
<b>124013</b>	20.004.812.000
matt black, Trim kit	
<b>125034</b>	20.004.802.176
matt black, Trim kit, with vacuum breaker	
<b>125035</b>	20.004.812.176
brushed steel, Trim kit	
<b>125061</b>	20.004.802.177
brushed steel, Trim kit, with vacuum breaker	
<b>125062</b>	20.004.812.177

Trim kit – Thermostatic mixer – Tub

- Trim kit with thermostatic function unit style
  - Outflow top and below
  - SkinProtect – Safety stop prevents scalding
  - Turning handle to control flow and for diverter
  - Intrinsically safe against backflow
- Scope of delivery:
    - Function unit, temperature lever, sleeve, cover plate, holder for escutcheon handle to control flow and for diverter
    - Fastening of the cover plate without screws
  - To be ordered separately:
    - Unit for concealed installation KWC BLUEBOX® ½", without shut-off valve, 39.999.900.931
    - ¾" (½"), with shut-off valve, 39.999.910.931

Flow rate 19 l/min (3 bar)  
Acoustic group I





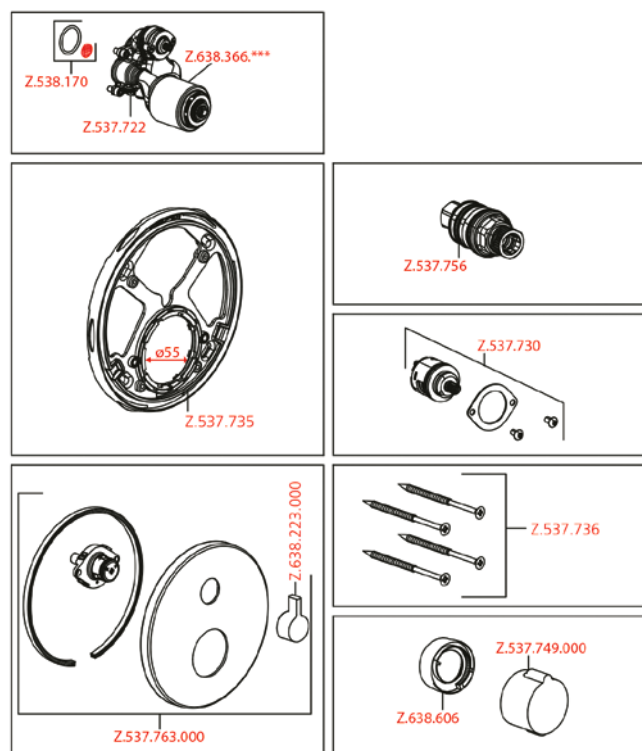
SAP Number	Article Number
chromeline, Trim kit <b>124011</b>	21.004.802.000
matt black, Trim kit <b>125032</b>	21.004.802.176
brushed steel, Trim kit <b>125059</b>	21.004.802.177

## Trim kit – Thermostatic mixer – Shower

- Trim kit with thermostatic function unit style
- Outflow top or below
- SkinProtect – Safety stop prevents scalding
- Turning handle to control flow
- Intrinsically safe against backflow
- Scope of delivery:
  - Function unit, temperature lever, sleeve, cover plate, holder for escutcheon handle to control flow
  - Fastening of the cover plate without screws
- To be ordered separately:
  - Unit for concealed installation KWC BLUEBOX®
  - ½", without shut-off valve, 39.999.900.931
  - ¾" (½"), with shut-off valve, 39.999.910.931

Flow rate 19 l/min (3 bar)

Acoustic group I





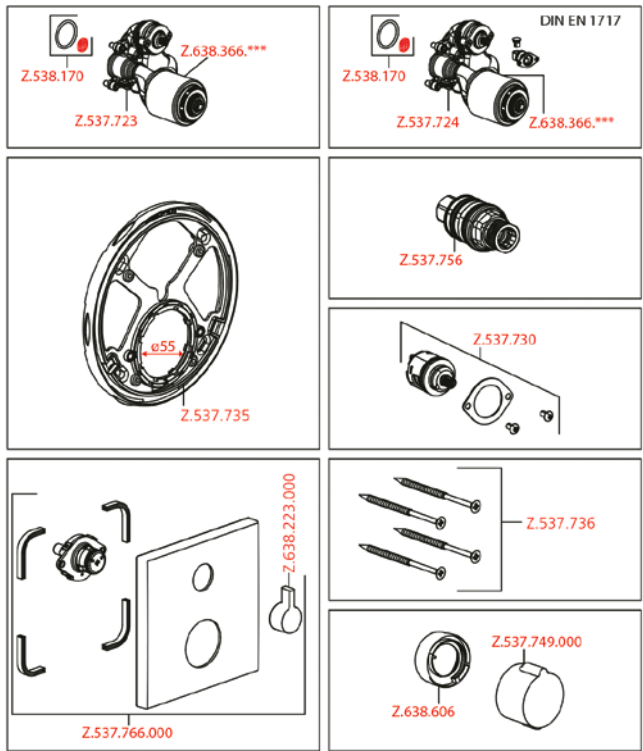
SAP Number	Article Number
chromeline, Trim kit	
<b>124009</b>	20.004.801.000
chromeline, Trim kit, with vacuum breaker	
<b>124010</b>	20.004.811.000
matt black, Trim kit	
<b>125546</b>	20.004.801.176
matt black, Trim kit, with vacuum breaker	
<b>125547</b>	20.004.811.176
brushed steel, Trim kit	
<b>124968</b>	20.004.801.177
brushed steel, Trim kit, with vacuum breaker	
<b>124969</b>	20.004.811.177

Trim kit – Thermostatic mixer – Tub

- Trim kit with thermostatic function unit design
- Outflow top and below
- SkinProtect – Safety stop prevents scalding
- Turning handle to control flow and for diverter
- Intrinsically safe against backflow

- Scope of delivery:
  - Function unit, temperature lever, sleeve, cover plate, holder for escutcheon handle to control flow and for diverter
  - Fastening of the cover plate without screws
- To be ordered separately:
  - Unit for concealed installation KWC BLUEBOX® ½", without shut-off valve, 39.999.900.931
  - ¾" (½"), with shut-off valve, 39.999.910.931

Flow rate 19 l/min (3 bar)  
Acoustic group I







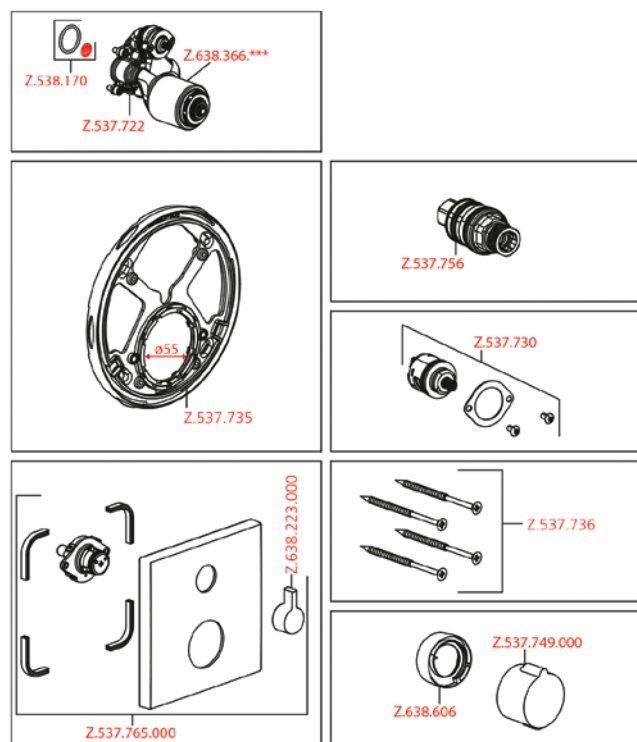
SAP Number	Article Number
chromeline, Trim kit <b>124008</b>	21.004.801.000
matt black, Trim kit <b>125545</b>	21.004.801.176
brushed steel, Trim kit <b>124967</b>	21.004.801.177

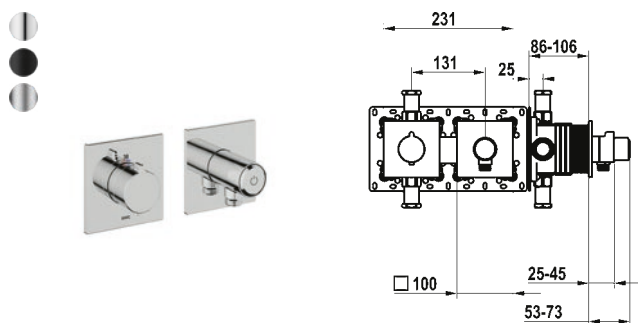
## Trim kit – Thermostatic mixer – Shower

- Trim kit with thermostatic function unit design
- Outflow top or below
- SkinProtect – Safety stop prevents scalding
- Turning handle to control flow
- Intrinsically safe against backflow

- Scope of delivery:
  - Function unit, temperature lever, sleeve, cover plate, holder for escutcheon handle to control flow
  - Fastening of the cover plate without screws
- To be ordered separately:
  - Unit for concealed installation KWC BLUEBOX® ½", without shut-off valve, 39.999.900.931
  - ¾" (½"), with shut-off valve, 39.999.910.931

Flow rate 19 l/min (3 bar)  
Acoustic group I



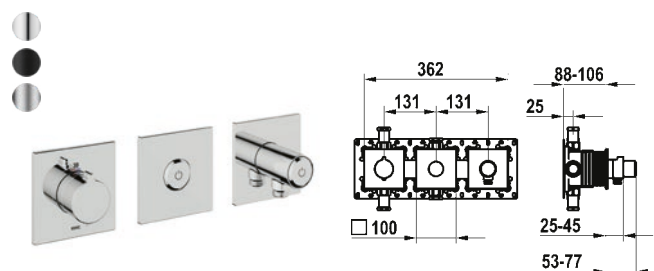
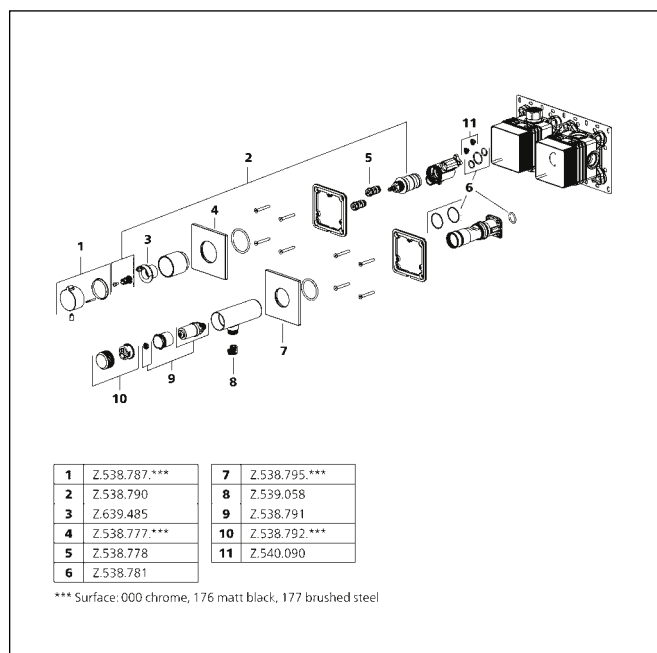


SAP Number	Article Number
chromeline, trim kit, with safety device DIN EN 1717 <b>125297</b>	21.004.853.000
matt black, trim kit, with safety device DIN EN 1717 <b>125298</b>	21.004.853.176
brushed steel, trim kit, with safety device DIN EN 1717 <b>125299</b>	21.004.853.177

## Trim kit, with safety device DIN EN 1717 – Thermostatic mixer – Shower

- Trim kit with thermostatic function unit KWC HOMEBOX
- Outflow
  - with integrated hose connection with ON/OFF push-button CHOICE with flow regulator
- SkinProtect – Safety stop prevents scalding
- Intrinsically safe against backflow
- Scope of delivery:
  - Thermostatic mixer unit
  - Hose connection unit with ON/OFF push-button and flow regulator
  - Fastening of the cover plate without screws
- To be ordered separately:
  - Unit for concealed installation KWC HOMEBOX Thermostatic mixer 1 Consumers 39.006.271.931

Flow rate 15 l/min (3 bar)  
Acoustic group I

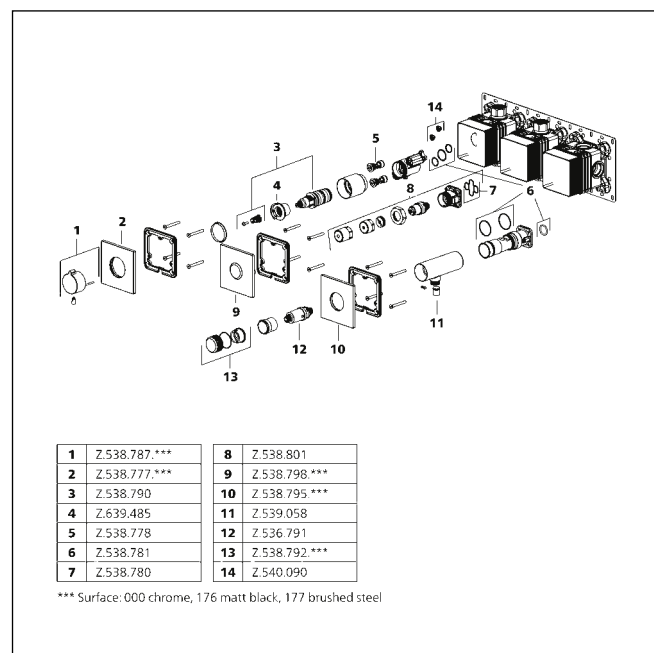


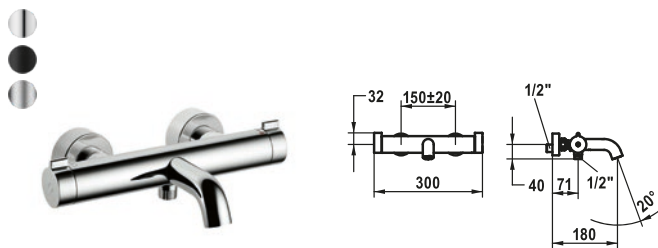
SAP Number	Article Number
chromeline, trim kit, with safety device DIN EN 1717 <b>125300</b>	20.004.853.000
matt black, trim kit, with safety device DIN EN 1717 <b>125301</b>	20.004.853.176
brushed steel, trim kit, with safety device DIN EN 1717 <b>125302</b>	20.004.853.177

## Trim kit, with safety device DIN EN 1717 – Thermostatic mixer – Tub

- Trim kit with thermostatic function unit KWC HOMEBOX
- Outflow
  - with integrated hose connection with ON/OFF push-button CHOICE with flow regulator
  - above or below for second consumer with ON/OFF push-button CHOICE
- SkinProtect – Safety stop prevents scalding
- Intrinsically safe against backflow
- Scope of delivery:
  - Thermostatic mixer unit
  - Diverter unit
  - Hose connection unit with ON/OFF push-button and flow regulator
  - Fastening of the cover plate without screws
- To be ordered separately:
  - Unit for concealed installation KWC HOMEBOX Thermostatic/ lever mixer 2 consumers 39.006.261.931

Flow rate 19.5 l/min (3bar)  
Acoustic group II  
Spray outlet: Flow rate 14 l/min (3bar)  
Spray outlet: Acoustic group I





SAP Number	Article Number
chromeline, AD 150±20, A 180, without hand shower, hose and bracket <b>124693</b>	26.009.533.000
matt black, AD 150±20, A 195, without spray head, hose and holder <b>3600003685</b>	26.009.533.176
brushed steel, AD 150±20, A 195, without spray head, hose and holder <b>3600003686</b>	26.009.533.177

## Thermostat mixer style

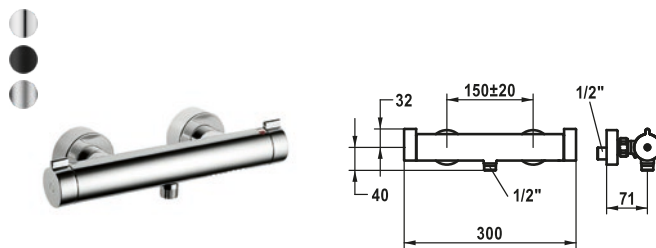
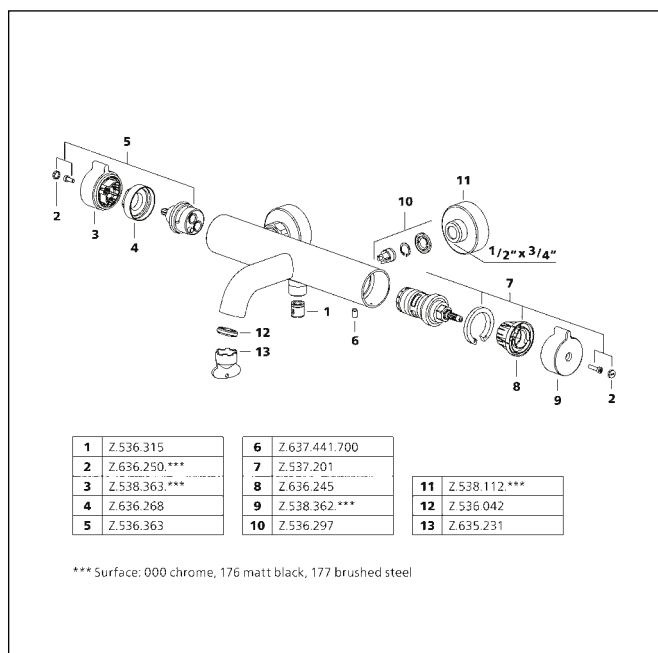
- EcoProtect – water-saving device
- TouchProtect
  - anti-scald protection thanks to the "double skin" principle
- SkinProtect – Safety stop prevents scalding
- Turning handle to control flow and for diverter
- Intrinsically safe against backflow
- Fixed spout
  - Neoperl® Cascade®
- Thermostatic precision control unit
  - constant water temperature (even when mains pressure fluctuates)
  - fast response
- Wall connections 1/2" x 3/4", without shut-off valve eccentric 10 mm

Flow rate 20 l/min (3 bar)

Acoustic group I

Spray outlet: Flow rate 13 l/min (3bar)

Spray outlet: Acoustic group I



SAP Number	Article Number
chromeline, AD 150±20, without hand shower and hose <b>124677</b>	26.009.130.000
matt black, AD 150±20, without hand shower and hose <b>3600003721</b>	26.009.130.176
brushed steel, AD 150±20, without spray head and hose <b>3600003734</b>	26.009.130.177

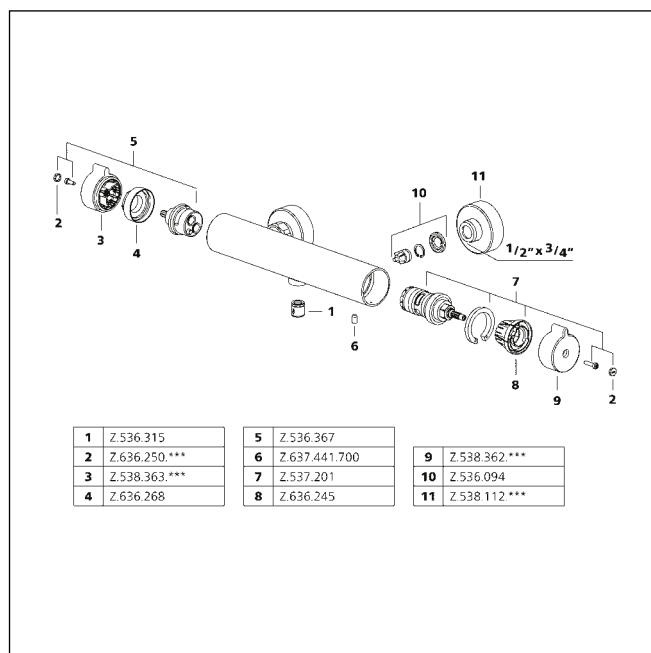
## Thermostat mixer design style

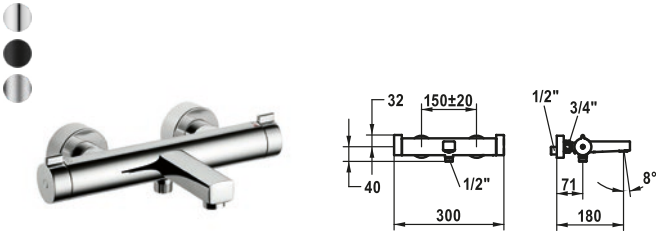
- EcoProtect – water-saving device
- TouchProtect
  - anti-scald protection thanks to the "double skin" principle
- SkinProtect – Safety stop prevents scalding
- Turning handle to control flow
- Intrinsically safe against backflow
- Thermostatic precision control unit
  - constant water temperature (even when mains pressure fluctuates)
  - fast response
- Wall connections 1/2" x 3/4", without shut-off valve eccentric 10 mm

Acoustic group I

Spray outlet: Flow rate 13 l/min (3bar)

Spray outlet: Acoustic group I



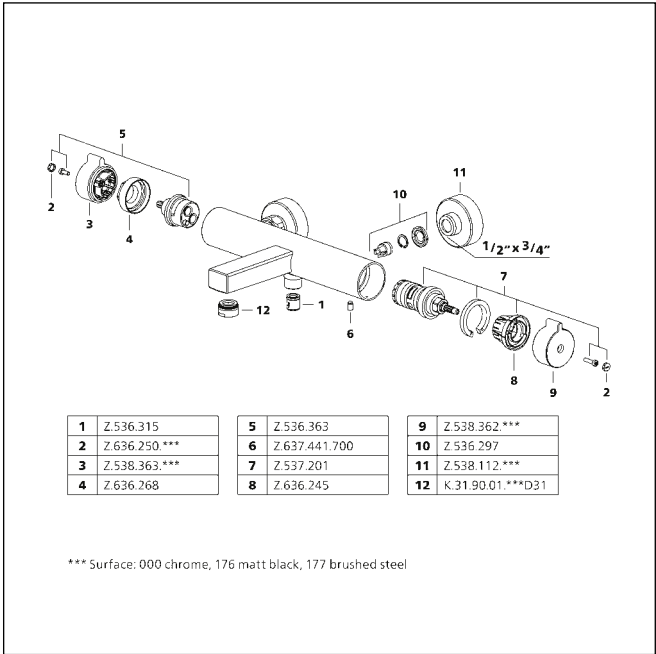


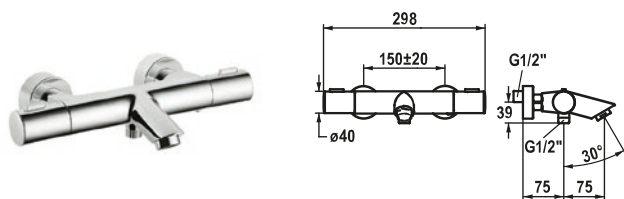
SAP Number	Article Number
chromeline, AD 150±20, A 180, without hand shower, hose and bracket	
<b>124685</b>	26.009.733.000
matt black, AD 150±20, A 195, without spray head, hose and holder	
<b>360003705</b>	26.009.733.176
brushed steel, AD 150±20, A 195, without spray head, hose and holder	
<b>360003706</b>	26.009.733.177

Thermostat mixer design

- EcoProtect – water-saving device
- TouchProtect
  - anti-scald protection thanks to the “double skin” principle
- SkinProtect – Safety stop prevents scalding
- Turning handle to control flow and for diverter
- Intrinsically safe against backflow
- Fixed spout - Neoperl® Cascade®
- Thermostatic precision control unit
  - constant water temperature (even when mains pressure fluctuates)
  - fast response
- Wall connections 1/2" x 3/4", without shut-off valve eccentric 10 mm

Flow rate 20 l/min (3 bar)  
Acoustic group I  
Spray outlet: Flow rate 13 l/min (3bar)  
Spray outlet: Acoustic group I

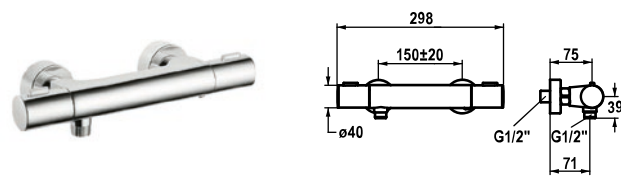




SAP Number	Article Number
chromeline, AD 150±20 mm, A 190, without hand shower and hose	
<b>124697</b>	26.009.433.000

**Thermostatic mixer – Tub**

- Thermostat mixer fit
- SkinProtect – Safety stop prevents scalding
- Turning handle to control flow and for diverter
- Intrinsically safe against backflow
- Fixed spout
  - Neoperl® Cascade®
- Thermostatic precision control unit
  - constant water temperature (even when mains pressure fluctuates)
  - fast response
- Wall connections ½" x ¾", without shut-off valve eccentric 10 mm

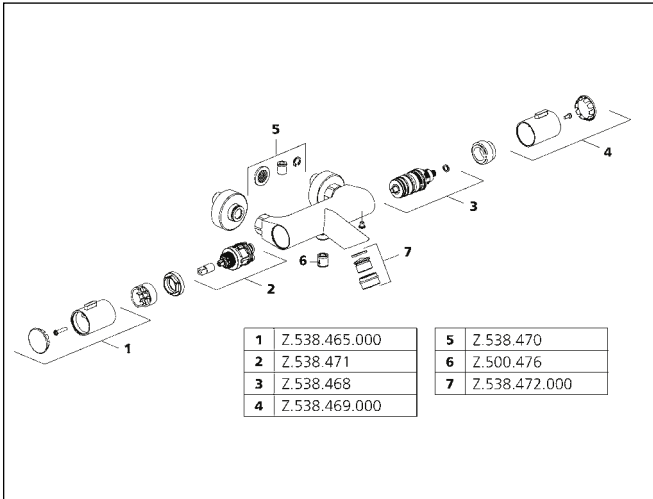


SAP Number	Article Number
chromeline, AD 150±20 mm, without hand shower and hose	
<b>124681</b>	26.009.030.000

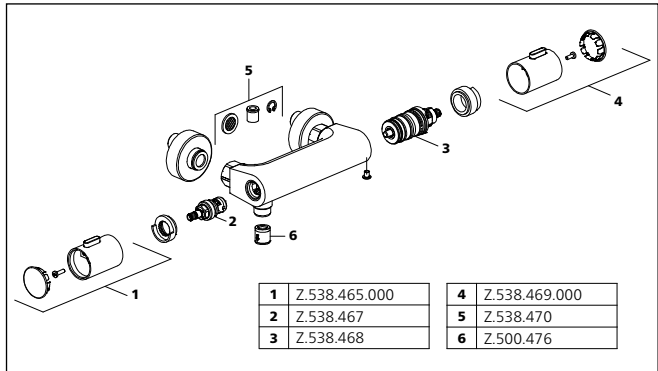
**Thermostatic mixer – Shower**

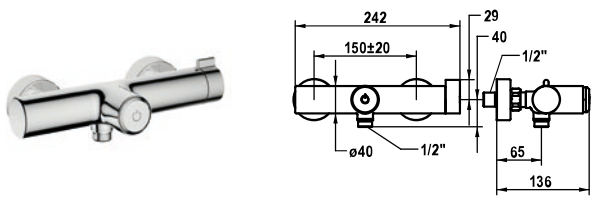
- Thermostat mixer fit
- SkinProtect – Safety stop prevents scalding
- Turning handle to control flow
- Intrinsically safe against backflow
- Thermostatic precision control unit
  - constant water temperature (even when mains pressure fluctuates)
  - fast response
- Wall connections ½" x ¾", without shut-off valve eccentric 10 mm

Flow rate 20 l/min (3 bar)  
Acoustic group U  
Spray outlet: Flow rate 13 l/min (3 bar)  
Spray outlet: Acoustic group II



Flow rate 16 l/min (3 bar)  
Spray outlet: Acoustic group II



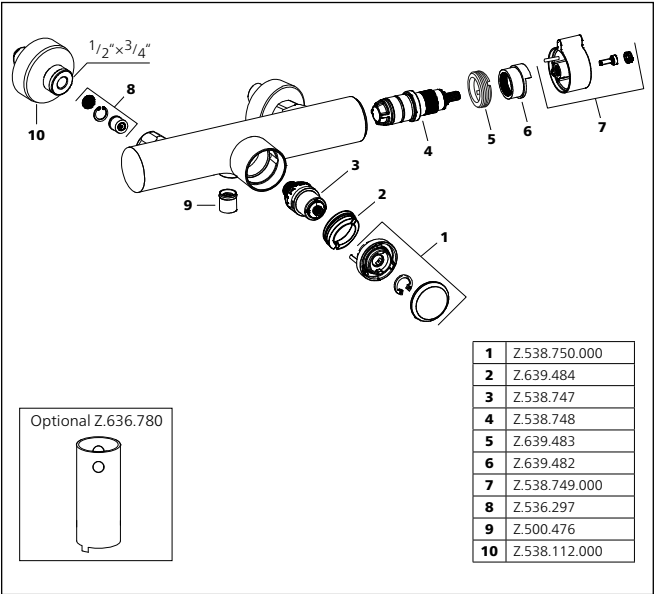


SAP Number	Article Number
chomeline, AD 150±20 mm, without wall connections, without hand shower and hose	
125268	26.009.220.000

Thermostat mixer choice

- Without volume control
- EcoProtect – water-saving device
- SkinProtect – Safety stop prevents scalding
- Activation of the consumer at the push of a „choice“ button
- Intrinsically safe against backflow
- Thermostatic precision control unit
  - constant water temperature (even when mains pressure fluctuates)
  - fast response
- Wall connections 1/2" x 3/4", without shut-off valve eccentric 10 mm

Spray outlet: Flow rate 13 l/min (3bar)  
Spray outlet: Acoustic group I



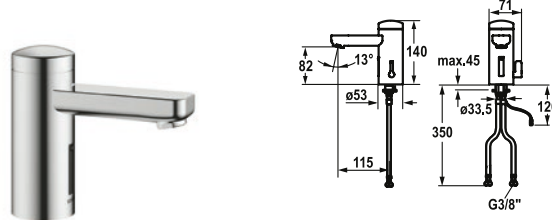




# Automatic faucets

<b>KWC</b> IQUA	241
<b>KWC</b> ONO E	243





SAP Number      Article Number

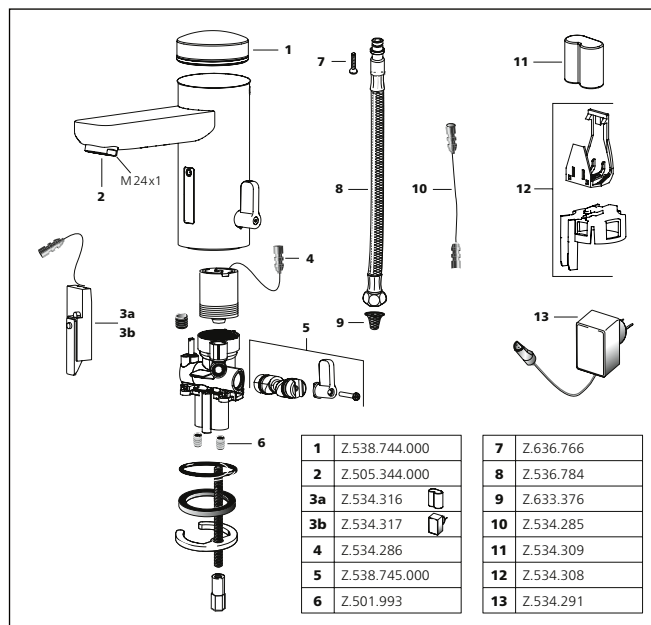
chromeline, A 115, flexible connection hose, without pop-up valve, battery, Basic, with mixing	12.696.061.000
---	----------------

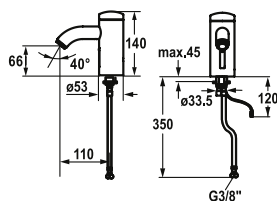
chromeline, A 115, flexible connection hose, without pop-up valve, mains receiver, Basic, with mixing	125260	12.696.071.000
--	--------	----------------

### **IQUA Automatic, non-contact – Basin**

- Automatic controlled design
- Infrared sensor L10
- With mixing - temperature limiter adjustable
- EcoProtect – water-saving device
- Basic: counter-sunk iqua-click
- Microprocessor-control
  - flow time adjustable (1 second factory setting)
  - short time off (cleaning) activatable
  - continuous water flow (filling) activatable
  - sensor sensitivity adjustable permanent, automatic self-calibration
  - 12- or 24-hour-hygiene flushing activatable
- Fixed spout - Neoperl® Cascade®
- Electrovalve
- Flexible connection hoses ¾"
- Fastening by means of stud bolt M8x1
- Mounting hole size ø35 mm
- Scope of delivery:
  - Battery 6 V Lithium CRP2
  - lifespan at 100 circuits/day:  
4 years 3 Avoid using infrared controls near highly reflective surfaces (e.g. mirrors, polished stainless steel basins) as this could cause them to activate accidentally or malfunction.

Flow rate 6 l/min (3 bar)  
Acoustic group I





chromeline, A 115, flexible connection hose, without pop-up valve, mains receiver, Basic, without mixing	12.696.181.000
--	----------------

- Automatic controlled style
- Infrared sensor L20
- Without mixing - for cold or mixed water supply
- EcoProtect – water-saving device
- Basic: counter-sunk aqua-click
- Microprocessor-control
  - flow time adjustable (1 second factory setting)
  - short time off (cleaning) activatable
  - continuous water flow (filling) activatable
  - sensor sensitivity adjustable permanent, automatic self-calibration
  - 12- or 24-hour-hygiene flushing activatable
- Fixed spout - Neoperl® Cascade®
- Electrovalve
- Flexible connection hose ¾"
- Fastening by means of stud bolt M8x1
- Mounting hole size ø35 mm
- Scope of delivery:
  - Battery 6 V Lithium CRP2
  - lifespan at 100 circuits/day:



4 years 3 Avoid using infrared controls near highly reflective surfaces (e.g. mirrors, polished stainless steel basins) as this could cause them to activate accidentally or malfunction.

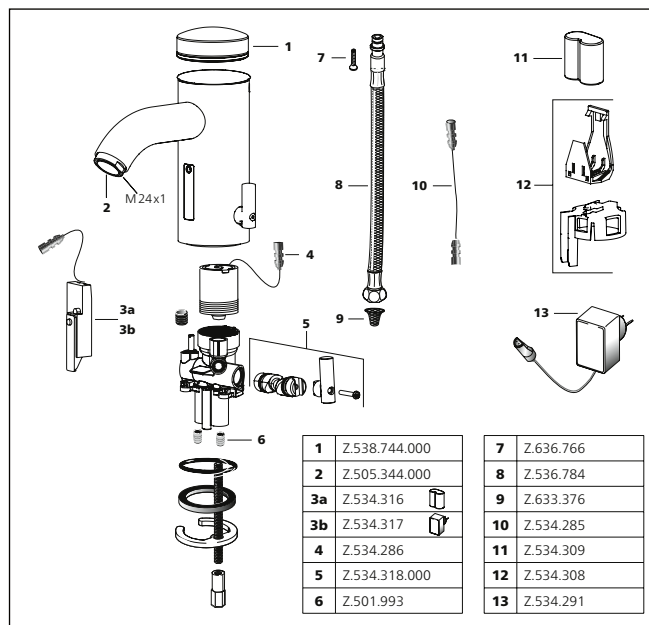




chromeline, A 115, flexible connection hose, without pop-up valve, mains receiver, Basic, with mixing	12.696.091.000
--	----------------

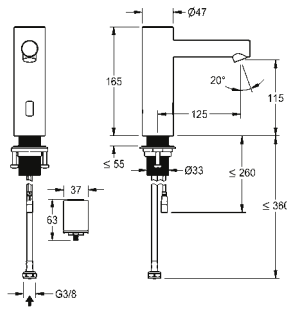
- Automatic controlled style
- Infrared sensor L10
- With mixing - temperature limiter adjustable
- EcoProtect – water-saving device
- Basic: counter-sunk aqua-click
- Microprocessor-control
  - flow time adjustable (1 second factory setting)
  - short time off (cleaning) activatable
  - continuous water flow (filling) activatable
  - sensor sensitivity adjustable permanent, automatic self-calibration
  - 12- or 24-hour-hygiene flushing activatable
- Fixed spout - Neoperl® Cascade®
- Electrovalve
- Flexible connection hoses ¾"
- Fastening by means of stud bolt M8x1
- Mounting hole size ø35 mm
- Scope of delivery:
  - Battery 6 V Lithium CRP2
  - lifespan at 100 circuits/day:  
4 years 3 Avoid using infrared controls near highly reflective surfaces (e.g. mirrors, polished stainless steel basins) as this could cause them to activate accidentally or malfunction.

1	Z 538.744.000	7	Z 536.784
2	Z 505.344.000	8	Z 633.376
3a	Z 534.316	9	Z 534.285
3b	Z 534.317	10	Z 534.309
4	Z 534.286	11	Z 534.308
5	Z 501.993	12	Z 534.291
6	Z 636.766		

1	Z.538.744.000			
2	Z.505.344.000			
3a	Z.534.316		7	Z.536.784
3b	Z.534.317		8	Z.633.376
4	Z.534.286		9	Z.534.285
5	Z.501.993		10	Z.534.309
6	Z.636.766		11	Z.534.308
			12	Z.534.291



<b>1</b>	Z.538.744.000	<b>7</b>	Z.636.766
<b>2</b>	Z.505.344.000	<b>8</b>	Z.536.784
<b>3a</b>	Z.534.316 	<b>9</b>	Z.633.376
<b>3b</b>	Z.534.317 	<b>10</b>	Z.534.285
<b>4</b>	Z.534.286	<b>11</b>	Z.534.309
<b>5</b>	Z.534.318.000	<b>12</b>	Z.534.308
<b>6</b>	Z.501.993	<b>13</b>	Z.534.291



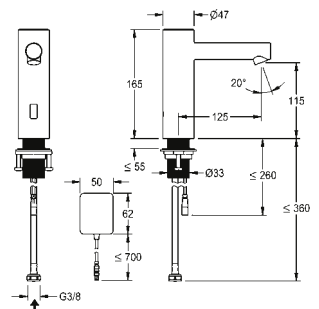
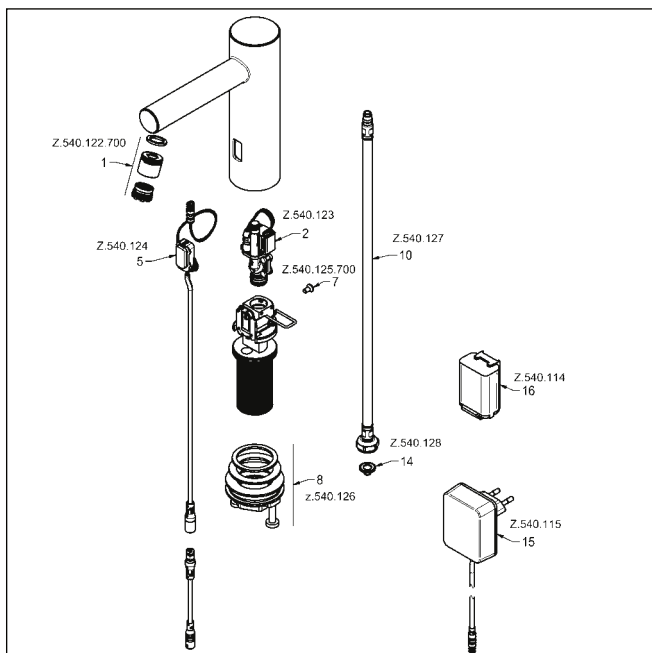
#### SAP Number Article Number

stainless steel, A 125, flexible connection hose, without  
drain fitting, battery, without mixing  
**3600001581** 12.576.102.700FL

#### ONO E Automatic tap, touchless – Washbasin

- Automatic, non-contact, basin
  - opto-electronic controlled
- Made of stainless steel
- Without mixing - for cold or mixed water supply
- EcoProtect – water-saving device
- Control electronics
  - 24-hour hygiene flushing adjustable
  - Safety shutdown in case of continuous reflection
  - Storage of statistical data
- Fixed spout - Neoperl® Perlator® SSR, swivelling jet regulator
- Electrovalve
- Flexible connection hose 3/8"
- QuickInstallation – Fastening via threaded connection  
M33 x 1.5 with locking screws
- Mounting hole size ø35 mm
- Scope of delivery:
  - Battery compartment including battery 6V Lithium CRP2 for mounting under the washbasin
- Order separately (optional or if required):
  - Possibility of parameterization via bidirectional remote control, or C-module Z.540.137 with an app

Flow rate 4.8 l/min (3 bar)  
Acoustic group I



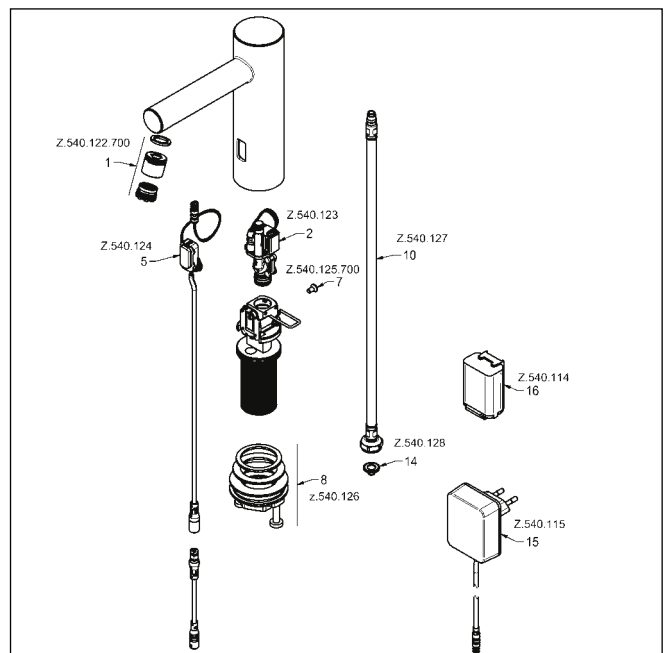
#### SAP Number Article Number

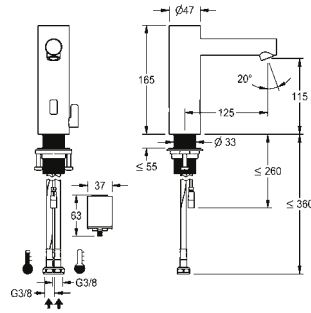
stainless steel, A 125, flexible connection hose,  
without drain fitting, surface-mounted power supply unit,  
without mixing  
**3600001582** 12.576.122.700FL

#### ONO E Automatic tap, touchless – Washbasin

- Automatic, non-contact, basin
  - opto-electronic controlled
- Made of stainless steel
- Without mixing - for cold or mixed water supply
- EcoProtect – water-saving device
- Control electronics
  - 24-hour hygiene flushing adjustable
  - Safety shutdown in case of continuous reflection
  - Storage of statistical data
- Fixed spout - Neoperl® Perlator® SSR, swivelling jet regulator
- Electrovalve
- Flexible connection hose 3/8"
- QuickInstallation – Fastening via threaded connection  
M33 x 1.5 with locking screws
- Mounting hole size ø35 mm
- Scope of delivery:
  - Mains receiver 100-240 V AC – 6.75 V DC
- Order separately (optional or if required):
  - Possibility of parameterization via bidirectional remote control, or C-module Z.540.137 with an app

Flow rate 4.8 l/min (3 bar)  
Acoustic group I





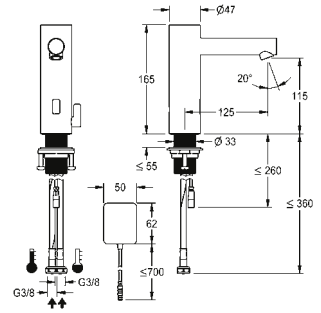
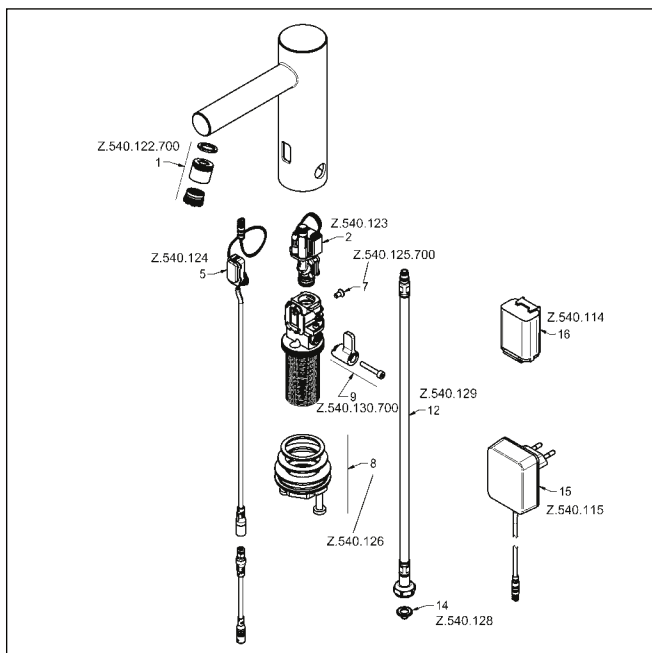
#### SAP Number Article Number

stainless steel, A 125, flexible connection hoses,  
without drain fitting, battery, with mixing  
**3600001583** 12.576.012.700FL

#### ONO E Automatic tap, touchless – Washbasin

- Automatic, non-contact, basin
  - opto-electronic controlled
- Made of stainless steel
- With mixing
  - adjustable, twist-proof temperature stop
- EcoProtect – water-saving device
- Control electronics
  - 24-hour hygiene flushing adjustable
  - Safety shutdown in case of continuous reflection
  - Storage of statistical data
- Fixed spout - Neoperl® Perlator® SSR, swivelling jet regulator
- Electrovalve
- Flexible connection hoses 3/8"
- QuickInstallation – Fastening via threaded connection M33 x 1.5 with locking screws
- Mounting hole size ø35 mm
- Scope of delivery:
  - Battery compartment including battery 6V Lithium CRP2 for mounting under the washbasin
- Order separately (optional or if required):
  - Possibility of parameterization via bidirectional remote control, or C-module (3600001331) with an app

Flow rate 4.8 l/min (3 bar)  
Acoustic group I



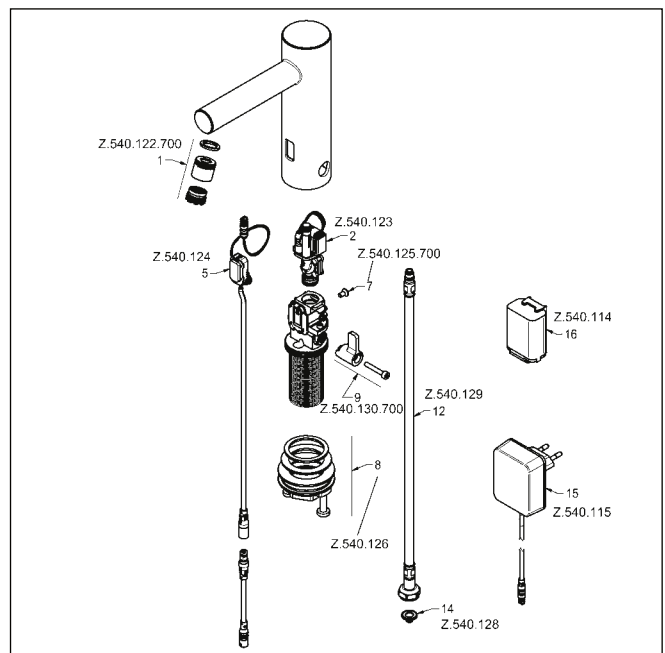
#### SAP Number Article Number

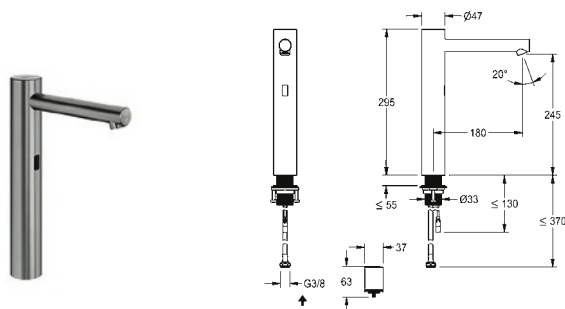
stainless steel, A 125, flexible connection hoses,  
without drain fitting, surface-mounted power supply unit,  
with mixing  
**3600001584** 12.576.022.700FL

#### ONO E Automatic tap, touchless – Washbasin

- Automatic, non-contact, basin
  - opto-electronic controlled
- Made of stainless steel
- With mixing
  - adjustable, twist-proof temperature stop
- EcoProtect – water-saving device
- Control electronics
  - 24-hour hygiene flushing adjustable
  - Safety shutdown in case of continuous reflection
  - Storage of statistical data
- Fixed spout - Neoperl® Perlator® SSR, swivelling jet regulator
- Electrovalve
- Flexible connection hoses 3/8"
- QuickInstallation – Fastening via threaded connection M33 x 1.5 with locking screws
- Mounting hole size ø35 mm
- Scope of delivery:
  - Mains receiver 100-240 V AC – 6.75 V DC
- Order separately (optional or if required):
  - Possibility of parameterization via bidirectional remote control, or C-module Z.540.137 with an app

Flow rate 4.8 l/min (3 bar)  
Acoustic group I





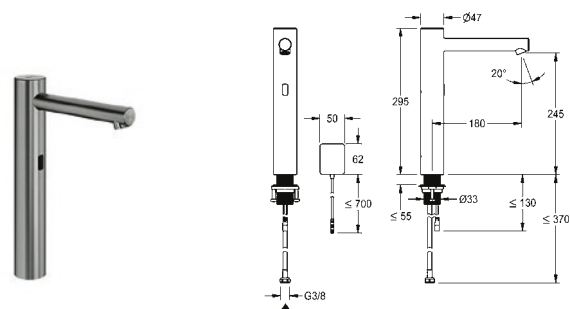
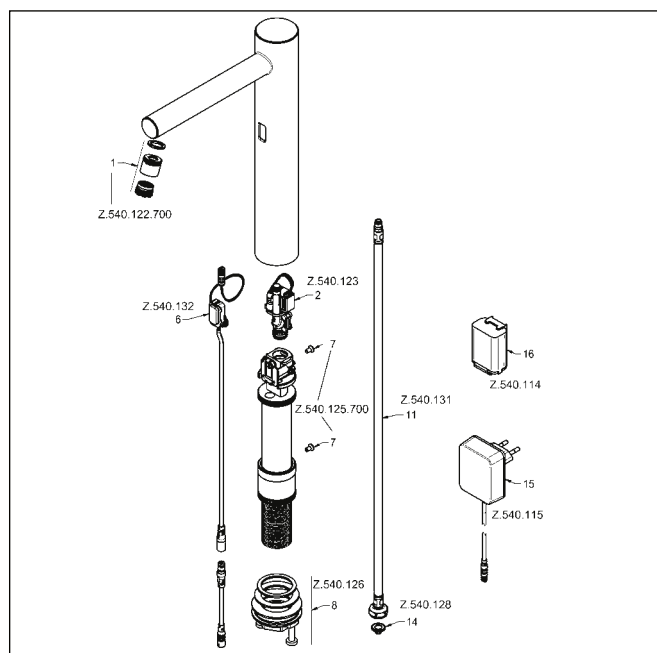
#### SAP Number Article Number

stainless steel, A 180, flexible connection hose, without  
drain fitting, battery, without mixing  
**3600001585** 12.576.103.700FL

#### ONO E Automatic tap, touchless – Washbasin

- Automatic, non-contact, basin
  - opto-electronic controlled
- For top-mounted basins
- Made of stainless steel
- Without mixing - for cold or mixed water supply
- EcoProtect – water-saving device
- Control electronics
  - 24-hour hygiene flushing adjustable
  - Safety shutdown in case of continuous reflection
  - Storage of statistical data
- Fixed spout - Neoperl® Perlator® SSR, swivelling jet regulator
- Electrovalve
- Flexible connection hose 3/8"
- QuickInstallation – Fastening via threaded connection M33 x 1.5 with locking screws
- Mounting hole size Ø35 mm
- Scope of delivery:
  - Battery compartment including battery 6V Lithium CRP2 for mounting under the washbasin
- Order separately (optional or if required):
  - Possibility of parameterization via bidirectional remote control, or C-module Z.540.137 with an app

Flow rate 4.8 l/min (3 bar)  
Acoustic group I



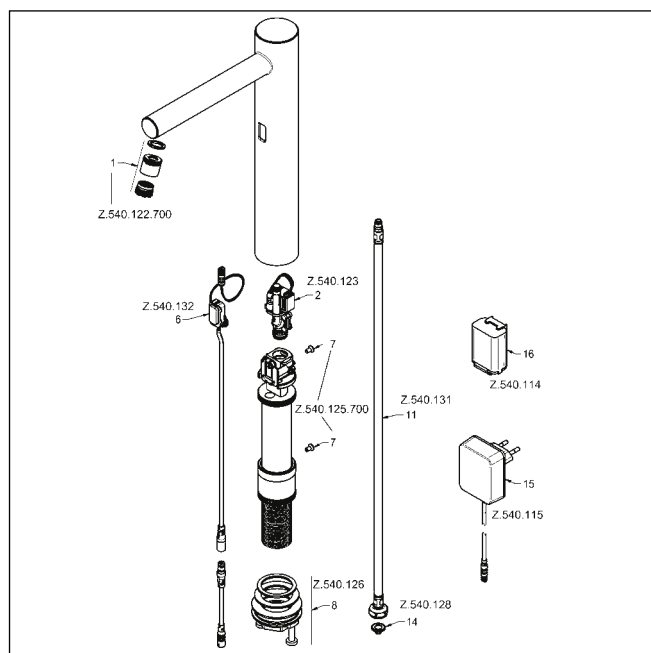
#### SAP Number Article Number

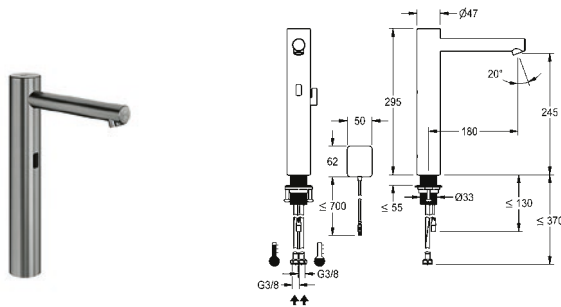
stainless steel, A 180, flexible connection hose, without  
drain fitting, surface-mounted power supply unit, without  
mixing  
**3600001586** 12.576.123.700FL

#### ONO E Automatic tap, touchless – Washbasin

- Automatic, non-contact, basin
  - opto-electronic controlled
- For top-mounted basins
- Made of stainless steel
- Without mixing - for cold or mixed water supply
- EcoProtect – water-saving device
- Control electronics
  - 24-hour hygiene flushing adjustable
  - Safety shutdown in case of continuous reflection
  - Storage of statistical data
- Fixed spout - Neoperl® Perlator® SSR, swivelling jet regulator
- Electrovalve
- Flexible connection hose 3/8"
- QuickInstallation – Fastening via threaded connection M33 x 1.5 with locking screws
- Mounting hole size Ø35 mm
- Scope of delivery:
  - Mains receiver 100-240 V AC – 6.75 V DC
- Order separately (optional or if required):
  - Possibility of parameterization via bidirectional remote control, or C-module Z.540.137 with an app

Flow rate 4.8 l/min (3 bar)  
Acoustic group I





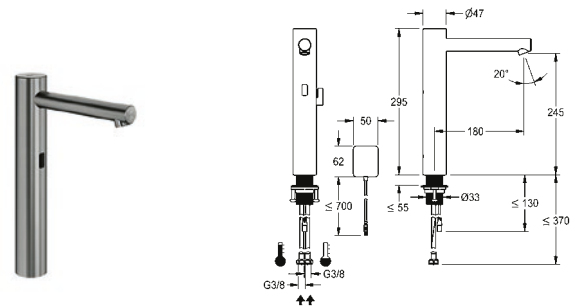
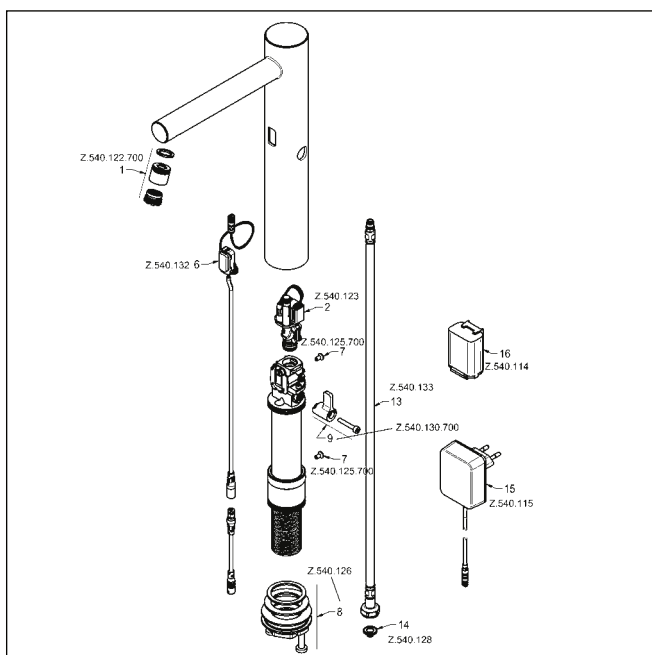
#### SAP Number Article Number

stainless steel, A 180, flexible connection hoses,  
without drain fitting, battery, with mixing  
**3600001587** 12.576.013.700FL

#### ONO E Automatic tap, touchless – Washbasin

- Automatic, non-contact, basin
  - opto-electronic controlled
- For top-mounted basins
- Made of stainless steel
- With mixing - adjustable, twist-proof temperature stop
- EcoProtect – water-saving device
- Control electronics
  - 24-hour hygiene flushing adjustable
  - Safety shutdown in case of continuous reflection
  - Storage of statistical data
- Fixed spout - Neoperl® Perlator® SSR, swivelling jet regulator
- Electrovalve
- Flexible connection hoses 3/8"
- QuickInstallation – Fastening via threaded connection M33 x 1.5 with locking screws
- Mounting hole size ø35 mm
- Scope of delivery:
  - Battery compartment including battery 6V Lithium CRP2 for mounting under the washbasin
- Order separately (optional or if required):
  - Possibility of parameterization via bidirectional remote control, or C-module Z.540.137 with an app

Flow rate 4.8 l/min (3 bar)  
Acoustic group I



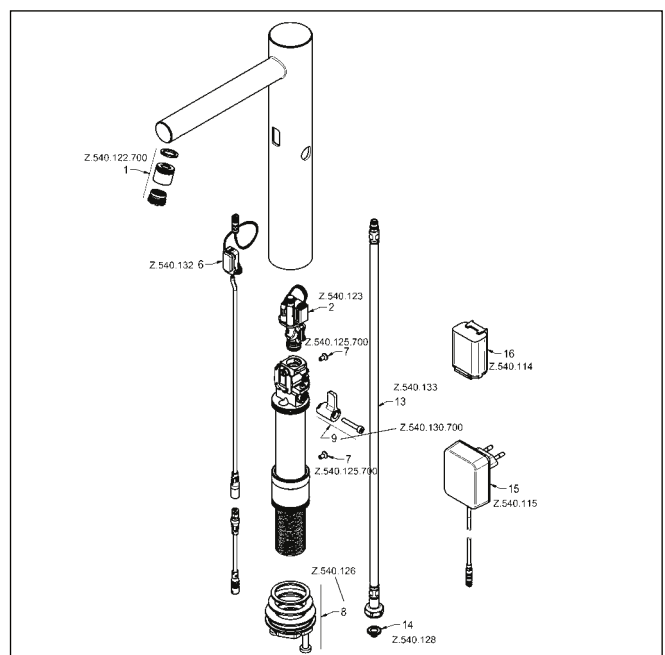
#### SAP Number Article Number

stainless steel, A 180, flexible connection hoses,  
without drain fitting, surface-mounted power supply unit,  
with mixing  
**3600001588** 12.576.023.700FL

#### ONO E Automatic tap, touchless – Washbasin

- Automatic, non-contact, basin
  - opto-electronic controlled
- For top-mounted basins
- Made of stainless steel
- With mixing - adjustable, twist-proof temperature stop
- EcoProtect – water-saving device
- Control electronics
  - 24-hour hygiene flushing adjustable
  - Safety shutdown in case of continuous reflection
  - Storage of statistical data
- Fixed spout - Neoperl® Perlator® SSR, swivelling jet regulator
- Electrovalve
- Flexible connection hoses 3/8"
- QuickInstallation – Fastening via threaded connection M33 x 1.5 with locking screws
- Mounting hole size ø35 mm
- Scope of delivery:
  - Mains receiver 100-240 V AC – 6.75 V DC
- Order separately (optional or if required):
  - Possibility of parameterization via bidirectional remote control, or C-module Z.540.137 with an app

Flow rate 4.8 l/min (3 bar)  
Acoustic group I







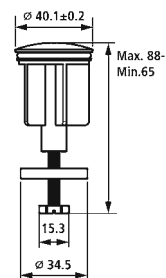
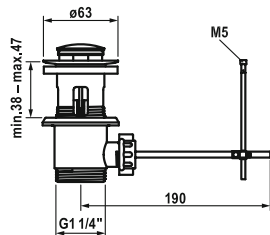
# Accessories

<b>KWC</b> Pop-up valve Push Open	250
<b>KWC</b> Shut-off valve	252
<b>KWC</b> Soap dispensers	253
<b>KWC</b> Siphons	255
<b>KWC</b> Concealed units	256
<b>KWC</b> Bath spouts	263



# KWC Pop-up valve Push Open

INDEX



SAP Number	Article Number
chromeline <b>538581</b>	Z.538.581.000
brushed steel <b>3600004125</b>	Z.538.581.177

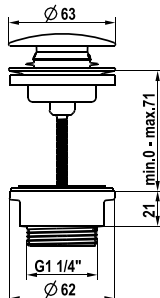
## Pop-up valve

- with long lifting rod
- Made of brass
- with long drainage slots
- also suitable for thin-walled sinks

SAP Number	Article Number
chromeline, L 60 <b>538892</b>	Z.538.349.000

## Pop-up waste stopper

- Suitable for:
  - KWC pop-up valve Z.538.581.000



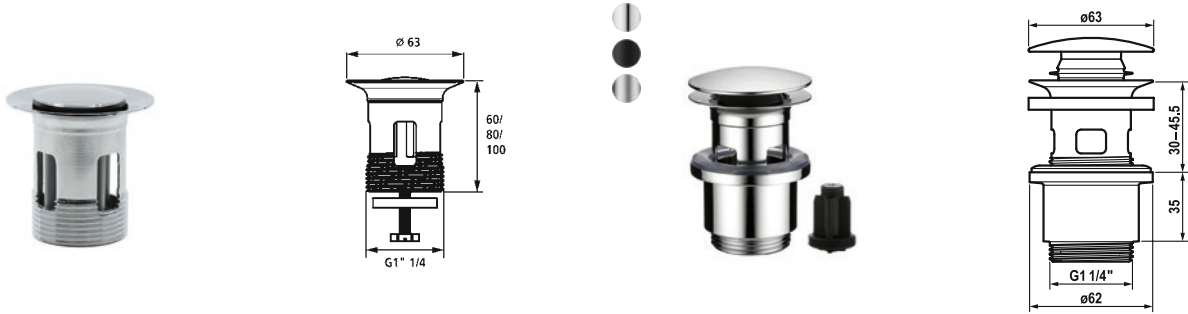
SAP Number	Article Number
chromeline <b>3600004482</b>	Z.540.049.000
stainless steel <b>3600004483</b>	Z.540.049.700

## Pop-up valve Push Open

- Made of stainless steel
- 2 in 1 function
  - press to open and close
  - can be locked in the open position
- For washstands with or without an overflow

# KWC Pop-up valve Push Open

INDEX



SAP Number	Article Number
chromeline, L 60 <b>538893</b>	Z.538.346.000
chromeline, L 80 <b>538347</b>	Z.538.347.000
chromeline, L 100 <b>538348</b>	Z.538.348.000

### Waste valve seat with pop-up

- Suitable for:
  - KWC pop-up valve Z.538.581.000 and K.14.90.00.000

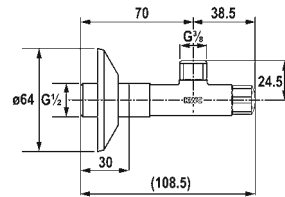
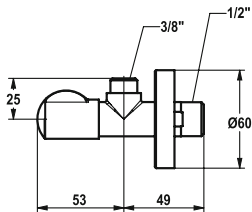
SAP Number	Article Number
chromeline <b>538321</b>	Z.538.321.000
matt black <b>538523</b>	Z.538.321.176
brushed steel <b>538524</b>	Z.538.321.177

### Pop-up valve Push Open

- 2 in 1 function
  - press to open and close
  - can be locked in the open position
- For washstands with or without an overflow
- To be ordered separately (optional or if necessary):
  - Spacer ring (only for washbasins without an overflow)
  - 15 mm Z.538.759.000 or 25 mm Z.538.761.000

# KWC Shut-off valve

INDEX



SAP Number	Article Number
matt black, A 45, G 3/8", G 1/2"	
<b>125561</b>	27.002.060.176
brushed steel, A 45, G 3/8", G 1/2"	
<b>125562</b>	27.002.060.177

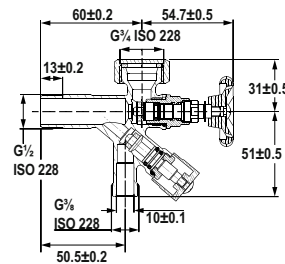
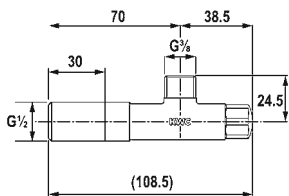
## Shut-off valve

- Connecting thread 1/2"
- without Compression fitting

SAP Number	Article Number
chromeline, A 45, 3/8" thread, 1/2" thread	
<b>125611</b>	27.002.061.000

## Shut-off valve

- Connecting thread 1/2"
- without Compression fitting



SAP Number	Article Number
raw, A 45, 3/8" thread, 1/2" thread	
<b>125612</b>	27.002.070.931

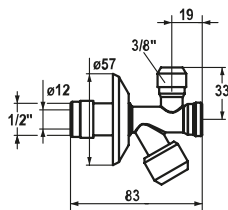
## Shut-off valve

- Connecting thread 1/2"
- without Compression fitting

SAP Number	Article Number
chromeline, 1/2" thread	
<b>125613</b>	27.002.080.931

## Shut-off valve

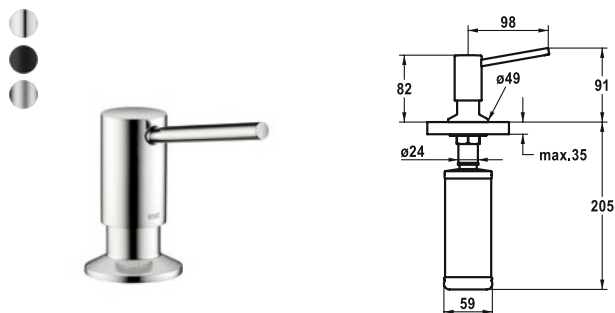
- Connecting thread 1/2"
- without Compression fitting



SAP Number	Article Number	Price
chromeline		
<b>536576</b>	Z.536.576.000	

## Shut-off valve with filter

- Connecting thread 1/2"
- Compression fitting length compensation for copper tube



SAP Number	Article Number
chromeline <b>538409</b>	Z.538.409.000
matt black <b>538410</b>	Z.538.409.176
brushed steel <b>538411</b>	Z.538.409.177

## Soap dispenser KWC BASIC

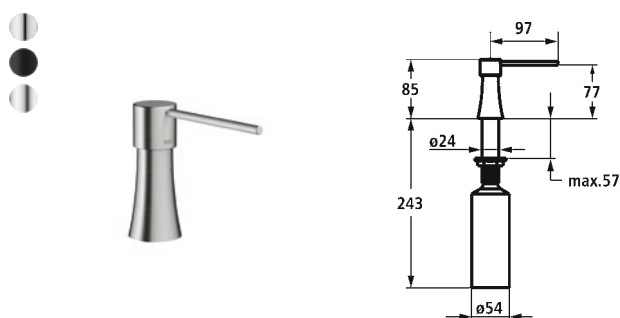
- Easily refillable from top without disassembly
- Mounting hole size  $\varnothing 26$  mm
- Scope of delivery:
  - Pump
  - Soap container, filling capacity 320 ml Z.639.549



SAP Number	Article Number
stainless steel <b>538038</b>	Z.538.038.700

## Soap dispenser KWC ERA

- Easily refillable from top without disassembly
- Mounting hole size  $\varnothing 26$  mm
- Scope of delivery:
  - Pump
  - Soap container, filling capacity 350 ml Z.538.053

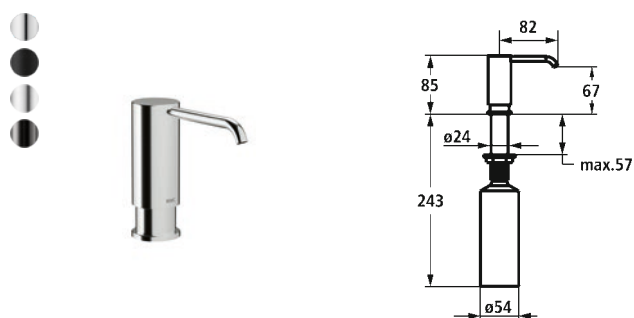


SAP Number	Article Number
chromeline <b>3600009587</b>	Z.540.156.000
matt black <b>3600009591</b>	Z.540.156.176
stainless steel <b>3600009588</b>	Z.540.156.700

## Soap dispenser Iconic

- Easily refillable from top without disassembly
- Mounting hole size  $\varnothing 26$  mm
- Scope of delivery:
  - Pump
  - Soap container, filling capacity 300 ml Z.540.161

NEW

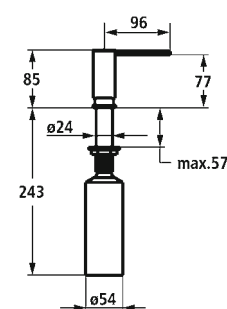
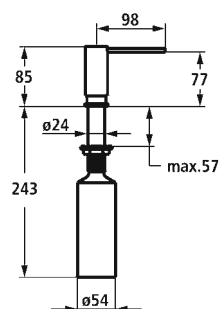


SAP Number	Article Number
chromeline <b>3600009603</b>	Z.540.157.000
matt black <b>3600009593</b>	Z.540.157.176
stainless steel <b>3600009592</b>	Z.540.157.700
industrial black <b>3600009594</b>	Z.540.157.751

## Soap dispenser Modern bent

- Easily refillable from top without disassembly
- Mounting hole size  $\varnothing 26$  mm
- Scope of delivery:
  - Pump
  - Soap container, filling capacity 300 ml Z.540.161

NEW



SAP Number	Article Number
chromeline <b>3600009589</b>	Z.540.158.000
matt black <b>3600009611</b>	Z.540.158.176
stainless steel <b>3600009610</b>	Z.540.158.700

## Soap dispenser Modern design

- Easily refillable from top without disassembly
- Mounting hole size  $\varnothing 26$  mm
- Scope of delivery:
  - Pump
  - Soap container, filling capacity 300 ml Z.540.161

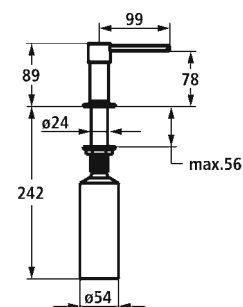
NEW

SAP Number	Article Number
chromeline <b>3600009613</b>	Z.540.159.000
matt black <b>3600009597</b>	Z.540.159.176
stainless steel <b>3600009614</b>	Z.540.159.700

## Soap dispenser Modern style

- Easily refillable from top without disassembly
- Mounting hole size  $\varnothing 26$  mm
- Scope of delivery:
  - Pump
  - Soap container, filling capacity 300 ml Z.540.161

NEW

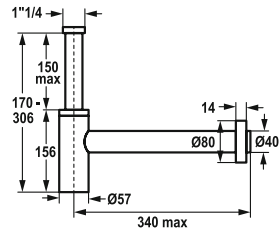


SAP Number	Article Number
chromeline <b>3600009598</b>	Z.540.160.000
matt black <b>3600009599</b>	Z.540.160.176
brushed steel <b>3600009605</b>	Z.540.160.127

## Soap dispenser Classic style

- Easily refillable from top without disassembly
- Mounting hole size  $\varnothing 26$  mm
- Scope of delivery:
  - Pump
  - Soap container, filling capacity 300 ml Z.540.161

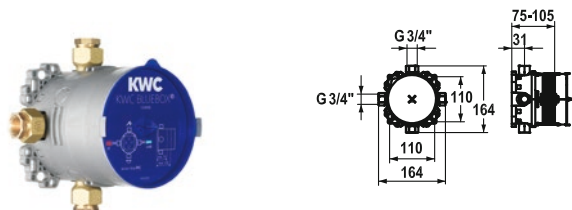
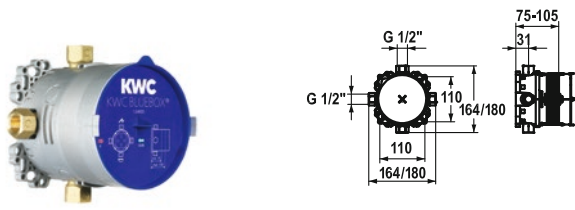
NEW



SAP Number	Article Number
chromeline	
<b>538992</b>	Z.538.992.000
matt black	
<b>538993</b>	Z.538.992.176
brushed steel	
<b>538994</b>	Z.538.992.177

Siphon

- Made of stainless steel
- Connection thread at drain valve 1 ¼"
- Wall connection Ø40



SAP Number	Article Number
931 roh, G 1/2", without shut-off valve, Concealed unit <b>124005</b>	39.999.900.931
931 roh, G 3/4" (1/2"), with shut-off valve, Concealed unit <b>124006</b>	39.999.910.931

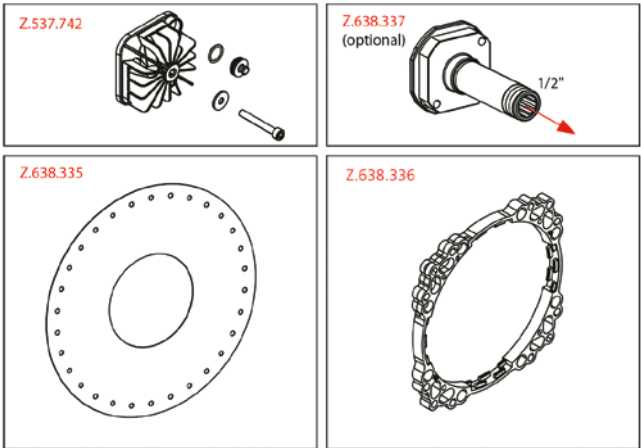
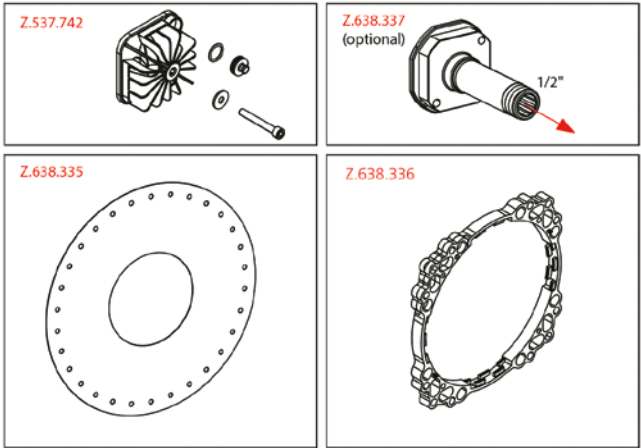
**BLUEBOX Concealed unit compact**

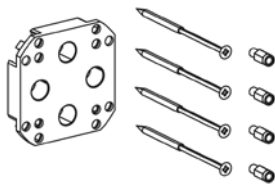
- Concealed unit compact
- Connecting thread 1/2" (stopper 1/2" incl. in delivery)
- Scope of delivery:
  - Installation box and cover sleeve, plastic incl. sealing sleeve
  - Multifix fastening system
- Installation materials concealed unit (to be ordered separately):
  - Mounting rail Z.537.995
- Installation materials trim kit (to be ordered separately):
  - Reverse adapter 15 mm Z.537.953
  - Extension set 15 mm Z.537.595
  - Escutcheon extension square 15 mm Z.537.594
  - Escutcheon extension round 15 mm Z.537.600
  - Alignment set ±3.5° Z.537.593

SAP Number	Article Number
931 roh, G 1/2", without shut-off valve, Concealed unit <b>124005</b>	39.999.900.931
931 roh, G 3/4" (1/2"), with shut-off valve, Concealed unit <b>124006</b>	39.999.910.931

**BLUEBOX Concealed unit compact**

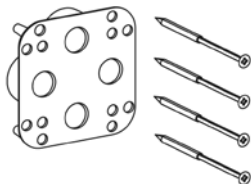
- Concealed unit compact
- Integrated shut-off valves cold and hot water
- Connecting thread 3/4"
  - (1x stopper 3/4" and 4x reductions 3/4" – 1/2" incl. in delivery)
- Scope of delivery:
  - Installation box and cover sleeve, plastic incl. sealing sleeve
  - Multifix fastening system
- Installation materials concealed unit (to be ordered separately):
  - Mounting rail Z.537.995
- Installation materials trim kit (to be ordered separately):
  - Reverse adapter 15 mm Z.537.953
  - Extension set 15 mm Z.537.595
  - Escutcheon extension square 15 mm Z.537.594
  - Escutcheon extension round 15 mm Z.537.600
  - Alignment set ±3.5° Z.537.593





SAP Number	Article Number
Extension set 15 mm	
537595	Z.537.595

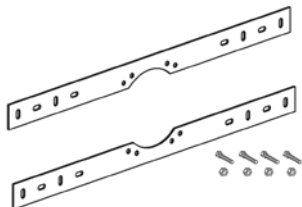
BLUEBOX Extension set 15 mm



SAP Number	Article Number
Reverse adapter 15mm	
537953	Z.537.953

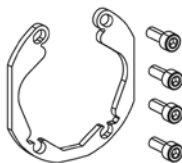
BLUEBOX Reverse adapter

- change of cold / warm inlet or water outlets top/ bottom
- extension of 15 mm



SAP Number	Article Number
Installation kit	
537995	Z.537.995

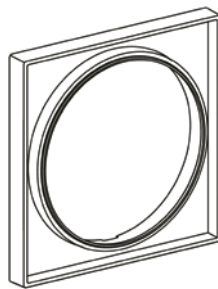
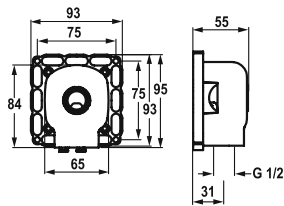
BLUEBOX Installation kit



SAP Number	Article Number
Alignment set ±3.5°	
537593	Z.537.593

BLUEBOX Alignment set ±3.5°





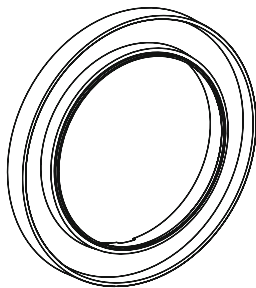
SAP Number	Article Number
931 roh, G 1/2", Concealed unit	
<b>124007</b>	39.999.920.931

**BLUEBOX Concealed unit**

- Concealed unit Connecting angle
- Connecting thread 1/2"
- Scope of delivery:
  - Multifix fastening system

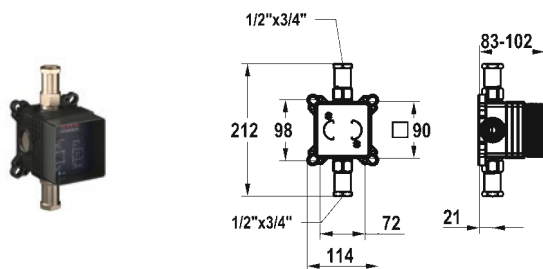
SAP Number	Article Number
Excutcheon extension 15 mm square	
<b>537594</b>	Z.537.594

**BLUEBOX Excutcheon extension 15 mm square**



SAP Number	Article Number
Excutcheon extension 15 mm round	
<b>537600</b>	Z.537.600

**BLUEBOX Excutcheon extension 15 mm round**

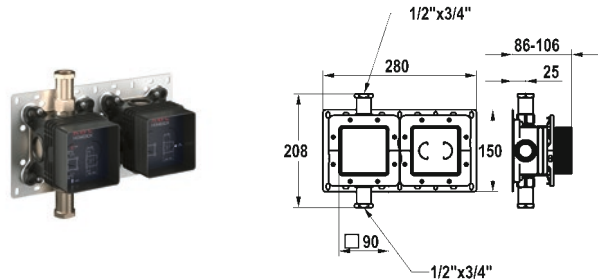


SAP Number Article Number

raw, 1/2" thread, with shut-off valve,  
unit for concealed installation  
**125286** 39.006.251.931

HOMEBOX Unit for concealed installation

- Concealed unit compact
- Made of dezincification-resistant material
- Integrated shut-off valves
- With sound decoupling
- Connecting thread 3/4"
  - (2x reductions 3/4" – 1/2" incl. in delivery)
- Scope of delivery:
  - Mounting box and protective cap incl. sealing sleeve EN18534
  - Multifix fastening system
  - Mounting ring set Z.538.805
- Suitable for:
  - KWC HOMEBOX Lever mixer 1 consumer
- Installation materials concealed unit (to be ordered separately):
  - Mounting rail Z.538.900
- Installation materials trim kit (to be ordered separately):
  - Extension set 10 mm (1 pc.) Lever mixer 1 consumer Z.538.806
  - escutcheon extension 10 mm (1pce.) Z.538.489.000

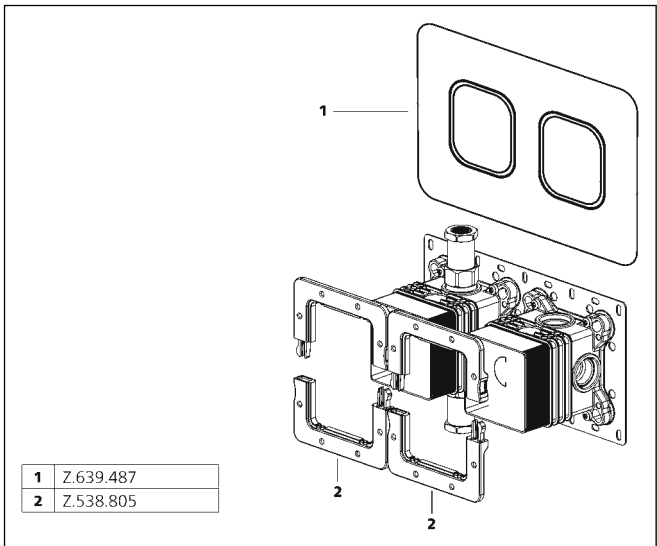
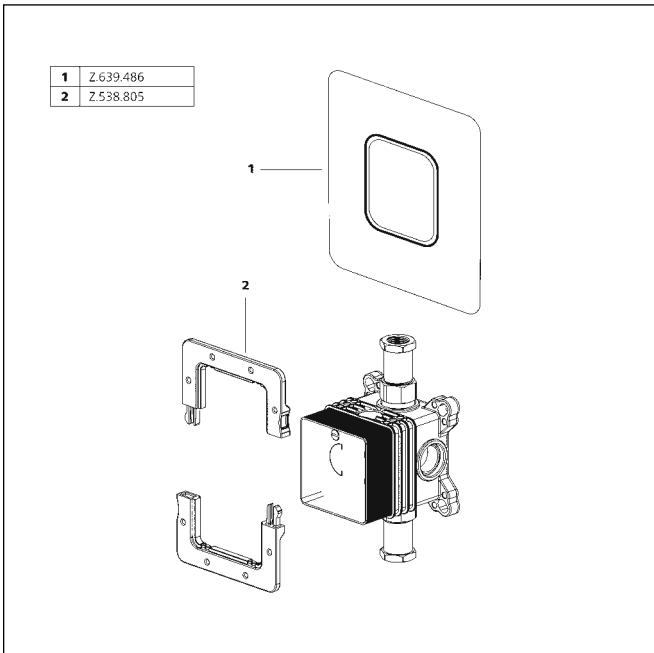


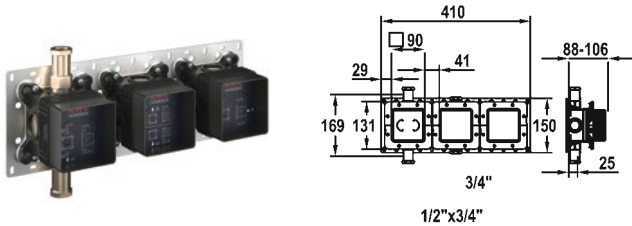
SAP Number Article Number

raw, 1/2" thread, with shut-off valve,  
unit for concealed installation  
**125288** 39.006.271.931

HOMEBOX Unit for concealed installation

- Concealed unit compact
- Made of dezincification-resistant material
- Integrated shut-off valves
- With sound decoupling
- Connecting thread 3/4"
  - (2x reductions 3/4" – 1/2" incl. in delivery)
- Scope of delivery:
  - Mounting box and protective cap incl. sealing sleeve EN18534
  - Multifix fastening system
  - Mounting ring set Z.538.805
- Suitable for:
  - KWC HOMEBOX Thermostatic mixer 1 consumer
- Installation materials concealed unit (to be ordered separately):
  - Mounting rail Z.538.900
- Installation materials trim kit (to be ordered separately):
  - Extension set 10 mm (1 pc.) Thermostatic mixer 1 consumer Z.538.808
  - escutcheon extension 10 mm (1pce.) Z.538.489.000





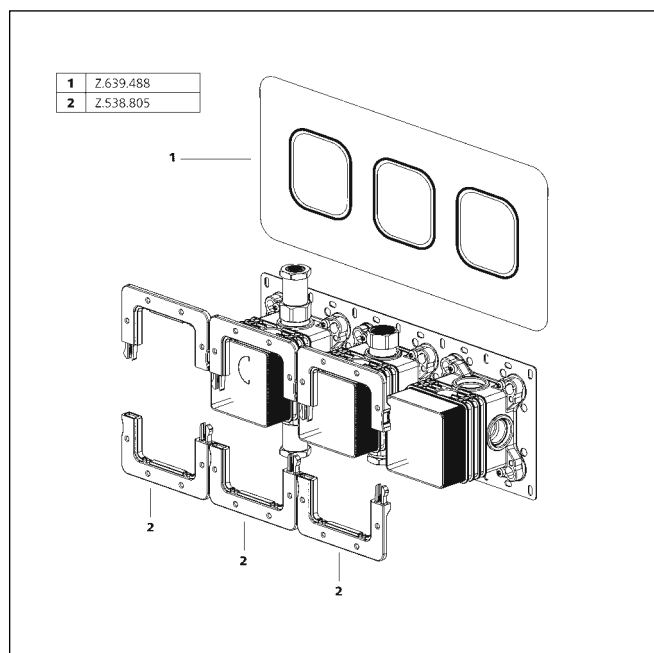
SAP Number	Article Number
------------	----------------

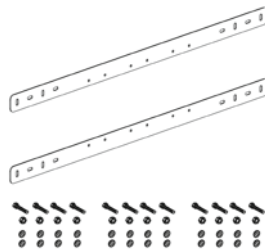
raw, 1/2" thread, with shut-off valve, unit for concealed installation	
---	--

<b>125287</b>	39.006.261.931
---------------	----------------

## HOMEBOX Unit for concealed installation

- Concealed unit compact
- Made of dezincification-resistant material
- Integrated shut-off valves
- With sound decoupling
- Connecting thread 3/4"
  - (1x stopper 3/4" and 2x reductions 3/4" – 1/2" incl. in delivery)
- Scope of delivery:
  - Mounting box and protective cap incl. sealing sleeve EN18534
  - Multifix fastening system
  - Mounting ring set Z.538.805
- Suitable for:
  - KWC HOMEBOX Thermostatic mixer / lever mixer 2 consumers
- Installation materials concealed unit (to be ordered separately):
  - Mounting rail Z.538.900
- Installation materials trim kit (to be ordered separately):
  - Extension set 10 mm (1 pc.)
  - Thermostatic / lever mixer 2 consumers Z.538.807
  - escutcheon extension 10 mm (1pce.) Z.538.489.000





SAP Number	Article Number
Extension set 10 mm, lever mixer 1 consumer <b>538806</b>	Z.538.806

**Extension set 10 mm, lever mixer single outlet**

- Extension set 10 mm, lever mixer 1 consumer

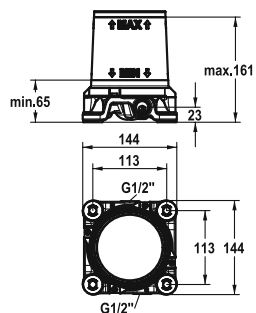
SAP Number	Article Number
Mounting rail for KWC HOMEBOX <b>538900</b>	Z.538.900

**Mounting rail for KWC HOMEBOX**



SAP Number	Article Number
chromeline <b>639489</b>	Z.639.489.000
matt black <b>639490</b>	Z.639.489.176
brushed steel <b>639491</b>	Z.639.489.177

**Excutcheon extension 10 mm**



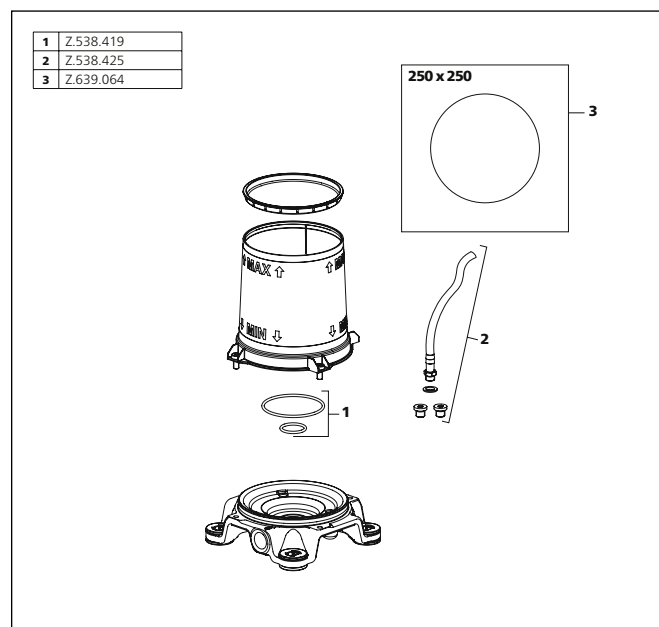
## SAP Number Article Number

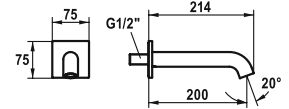
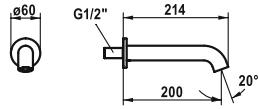
G ½", without shut-off valve, Concealed unit

**124801** 39.000.602.931

## DOMO 6.0 Concealed unit

- Pre-assembly unit
- Cold and hot water connections are exchangeable after installation
- Connecting thread ½"
- Scope of delivery:
  - Installation box and cover sleeve, plastic incl. sealing sleeve in accordance with EN18534
  - with vibration damper
  - incl. flushing set and plugs
- Without installation materials





SAP Number	Article Number
chromeline, A 200 <b>124708</b>	26.008.043.000
matt black, A 200 <b>125403</b>	26.008.043.176
brushed steel, A 200 <b>125404</b>	26.008.043.177

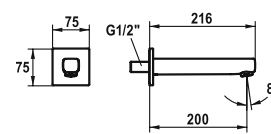
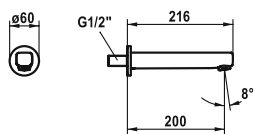
**Bathtub spout style**

- Fixed spout
  - Neoperl® Caché®
- Connecting thread ½"

SAP Number	Article Number
chromeline, A 200 <b>124709</b>	26.008.053.000

**Bathtub spout style**

- Fixed spout
  - Neoperl® Caché®
- Connecting thread ½"



**SAP Number      Article Number**

chromeline, A 200  
**124706**      26.008.023.000

**Bathtub spout design**

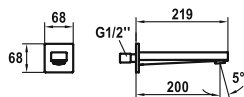
- Fixed spout
  - Neoperl® Cascade®
- Connecting thread ½"

**SAP Number      Article Number**

chromeline, A 200  
**124707**      26.008.033.000

**Bathtub spout design**

- Fixed spout
  - Neoperl® Cascade®
- Connecting thread ½"



**SAP Number      Article Number**

stainless steel, A 200  
**124962**      26.458.033.700

**Bathtub spout**

- Fixed spout
  - Neoperl® Perlator® SSR, swivelling jet regulator
- Connecting thread ½"
- Suitable for:
  - KWC AVA E







# Spare parts

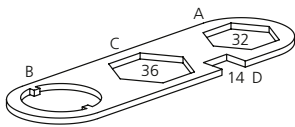
Tools	268
Spare parts	274
Index	278
Information & General conditions	283



SAP Number	Article Number
536028	Z.536.028
Basin wrench SW 36	



SAP Number	Article Number
538372	Z.536.448
Torque wrench with various inserts SW 36, SW 34, SW 32, SW 30, SW 27, SW 24	



SAP Number	Article Number
635392	Z.635.392
Combination wrench ONO	

SAP Number	Article Number
stainless steel 636126	Z.636.126.700
Wrench SW 42 / SW 45	



SAP Number	Article Number
stainless steel <b>636127</b>	Z.636.127.700
Wrench SW 30 / SW 34	



SAP Number	Article Number
stainless steel <b>636707</b>	Z.636.707.700
Wrench SW 38 / SW 42	



SAP Number	Article Number
901 nickel-plated <b>604638</b>	Z.604.638.901
Splined key for valve	



SAP Number	Article Number
chromeline <b>604451</b>	Z.604.451.000
Pin wrench for burglarproof CORONA handles	



SAP Number	Article Number
600774	Z.600.774
Universal faucet grease, bag 2 g	

SAP Number	Article Number
538201	Z.531.396
Universal faucet grease, can 125 g	



SAP Number	Article Number
635075	Z.635.075
Wrench to shower filter SIN	



SAP Number	Article Number
536153	Z.536.153





SAP Number	Article Number
636254	Z.636.254
Service key Neoperl © Caché ©, TT, 16 mm, yellow	



SAP Number	Article Number
634729	Z.634.729
Service key Neoperl © Caché ©, TJ, 18 mm, green	



SAP Number	Article Number
639017	Z.635.215
Service key Neoperl © Caché ©, JR, 21 mm, red	



SAP Number	Article Number
635231	Z.635.231
Service key Neoperl © Caché ©, STD, 24 mm, grey	



SAP Number	Article Number
635966	Z.635.966
Service key Neoperl © Caché ©, SLIM TT, 18 mm, blue	



SAP Number	Article Number
638338	Z.638.338
Service key Neoperl © casing M20x1, orange	



SAP Number	Article Number
638306	Z.638.306
Microspray key	



SAP Number	Article Number
636508	Z.636.508
Universal key caché ©, dark grey	



SAP Number	Article Number
Wrench to KWC KIO pull-out spray	
538810	Z.538.810
Wrench to KIO pull-out spray	





SAP Number	Article Number
538711	Z.536.032
Cartridge S 25	



SAP Number	Article Number
536570	Z.534.836
Cartridge M 35	



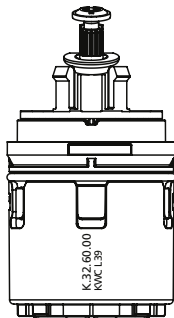
SAP Number	Article Number
538327	Z.537.582
Cartridge M 35 H	



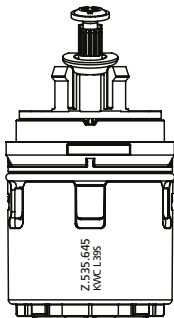
SAP Number	Article Number
538331	Z.537.710
Cartridge M 35 OP	



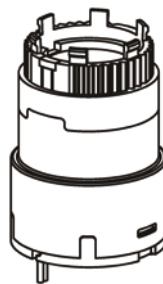
SAP Number	Article Number
538329	Z.537.584
Cartridge M 35 S	



SAP Number	Article Number
536591	K.32.60.00
Cartridge L 39 - universal	



SAP Number	Article Number
536670	Z.535.645
Cartridge with safety device L 39 - universal	



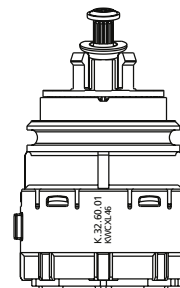
SAP Number	Article Number
536572	Z.535.362

**Cartridge L 40**

- KWC cartridge L 40

SAP Number	Article Number
M004342	Z.634.819

**Cartridge L 40 – electronic**



SAP Number	Article Number
536689	Z.535.647

**Cartridge with safety device L 46 – high capacity**

SAP Number	Article Number
536695	K.32.60.01a

**Cartridge**



SAP Number	Article Number
537602	Z.537.602
Cartridge M 35-S HF	



SAP Number	Article Number
501546	K.32.40.01.931
Flat valves M20 x 1.25	



SAP Number	Article Number
931 roh	
500631	K.32.40.10.931
Flat valves M20 x 1.25 with back flow preventer	



SAP Number	Article Number
501297	Z.501.297
Ceramic disc valve	

KWC-Nr.	SAP-Nr.	Page	KWC-Nr.	SAP-Nr.	Page	KWC-Nr.	SAP-Nr.	Page
10.111.102.000FL	121619	32	10.392.023.700FL	124396	30	10.531.112.751FL	125590	11
10.111.102.700FL	121617	32	10.392.024.700FL	124399	29	10.531.643.700FL	3600005935	14
10.111.103.000FL	121241	32	10.392.323.700FL	124405	28	10.531.643.751FL	3600005936	14
10.111.103.700FL	121326	32	10.441.004.000FL	125133	49	10.541.002.000FL	125576	36
10.121.102.000FL	121618	33	10.441.004.176FL	125134	49	10.541.002.176FL	125577	36
10.121.102.700FL	121616	33	10.441.013.000FL	125131	49	10.541.012.000FL	125574	36
10.121.103.000FL	121240	34	10.441.013.176FL	125132	49	10.541.012.176FL	125575	36
10.121.103.150FL	122168	34	10.441.023.000FL	123818	46	10.541.022.176FL	125571	35
10.121.103.151FL	122169	34	10.441.023.176FL	124748	46	10.541.032.000FL	125572	35
10.121.103.700FL	121325	34	10.441.023.700FL	123840	50	10.541.032.176FL	125573	35
10.151.013.000FL	121858	53	10.441.033.000FL	123820	46	10.581.013.700FL	125692	15
10.151.023.000FL	121794	51	10.441.033.176FL	124751	46	10.581.102.700FL	3600001625	17
10.151.023.700FL	121492	51	10.441.043.000FL	125135	47	10.581.112.700FL	3600001626	17
10.151.033.000FL	121791	51	10.441.053.000FL	125136	47	10.581.122.700FL	3600001627	18
10.151.033.700FL	121488	51	10.441.113.700FL	123841	50	10.581.132.700FL	3600001628	18
10.151.043.700FL	123113	52	10.445.023.000FL	125137	48	10.581.144.700FL	125696	16
10.151.053.700FL	123114	52	10.445.033.000FL	125138	48	10.581.433.700FL	125694	15
10.151.102.000FL	121797	53	10.461.002.000FL	125373	10	10.591.602.700FL	3600009447	26
10.151.102.700FL	121496	53	10.461.002.176FL	125374	10	10.591.602.751FL	3600009448	26
10.151.423.000FL	121753	54	10.461.002.177FL	125375	10	10.591.612.700FL	3600009449	26
10.151.423.700FL	122252	54	10.461.012.000FL	125370	9	10.591.612.751FL	3600009456	26
10.171.003.000FL	123971	60	10.461.012.176FL	125371	9	10.661.003.000FL	124928	23
10.171.013.000FL	123967	60	10.461.012.177FL	125372	9	10.661.013.000FL	124926	23
10.171.023.000FL	123952	57	10.461.022.000FL	125361	8	10.661.023.000FL	124918	19
10.171.033.000FL	123959	57	10.461.022.176FL	125362	8	10.661.033.000FL	124922	20
10.171.043.000FL	123955	58	10.461.022.177FL	125363	8	10.661.043.000FL	124920	21
10.171.053.000FL	123963	58	10.461.032.000FL	125364	8	10.661.053.000FL	124923	21
10.175.023.000FL	123954	59	10.461.032.176FL	125365	8	10.661.523.000FL	125480	19
10.175.033.000FL	123962	59	10.461.032.177FL	125366	8	10.661.533.000FL	125481	20
10.201.102.000FL	122926	64	10.471.022.000FL	125176	63	10.665.023.000FL	124921	22
10.201.102.127FL	122931	64	10.471.032.000FL	125178	63	10.665.033.000FL	124924	22
10.201.102.150FL	123312	64	10.481.002.000FL	125202	42	10.701.003.700FL	124937	25
10.201.102.176FL	124349	64	10.481.002.127FL	125204	42	10.701.013.700FL	124936	25
10.201.122.000FL	122916	65	10.481.002.176FL	125203	42	10.701.023.700FL	124933	24
10.201.122.127FL	122921	65	10.481.012.000FL	125199	41	10.701.033.700FL	124934	24
10.201.122.150FL	123307	65	10.481.012.127FL	125201	41	11.202.033.000	123339	197
10.201.122.176FL	124353	65	10.481.012.176FL	125200	41	11.202.034.000	123335	197
10.231.013.000FL	122297	44	10.481.232.000FL	125193	43	11.382.033.000	124290	143
10.231.013.700FL	122298	44	10.481.232.127FL	125195	43	11.382.034.000	124291	143
10.231.043.700FL	123115	45	10.481.232.176FL	125194	43	11.422.033.000	124619	122
10.231.053.700FL	123116	45	10.521.023.000FL	125245	61	11.422.033.176	125022	122
10.231.103.000FL	122295	44	10.521.023.000LLFL	125246	61	11.422.033.177	125049	122
10.231.103.700FL	122296	44	10.521.033.000FL	125247	62	11.422.034.000	124620	122
10.261.002.000FL	122282	56	10.521.033.000LLFL	125248	62	11.422.034.176	125023	122
10.261.012.000FL	122286	55	10.531.003.700FL	125354	13	11.422.034.177	125050	122
10.261.102.000FL	122284	55	10.531.003.751FL	125355	13	11.422.063.000	125190	122
10.261.432.000FL	122280	56	10.531.012.700FL	125346	12	11.422.063.176	125399	122
10.271.023.700FL	121501	37	10.531.012.751FL	125347	12	11.422.063.177	125401	122
10.271.033.700FL	121505	38	10.531.022.700FL	125343	11	11.422.064.000	125191	122
10.271.033.736FL	121509	39	10.531.022.751FL	125589	11	11.422.064.176	125400	122
10.271.103.700FL	121513	37	10.531.032.700FL	125345	12	11.422.064.177	125402	122
10.271.303.700FL	121517	38	10.531.032.751FL	125591	12	11.452.064.700	124960	116
10.371.023.000FL	123995	40	10.531.103.700FL	125350	13	11.462.033.000	125105	105
10.371.033.000FL	123994	40	10.531.103.751FL	125351	13	11.462.034.000	125106	105
10.392.022.700FL	124402	30	10.531.112.700FL	125344	11	11.462.063.000	125108	105

KWC-Nr.	SAP-Nr.	Page	KWC-Nr.	SAP-Nr.	Page	KWC-Nr.	SAP-Nr.	Page
11.462.064.000	125109	105	12.421.052.176FL	125019	125	12.478.071.000FL	125147	189
11.492.064.000	125492	174	12.421.052.177FL	125046	125	12.478.072.000FL	125153	191
11.512.102.000	125218	181	12.421.071.000FL	124606	124	12.493.651.000FL	125489	175
11.512.103.000	125219	181	12.421.072.000FL	124610	126	12.498.051.000FL	125485	175
11.522.102.000LL	125236	184	12.421.093.000FL	124616	126	12.498.052.000FL	125487	176
11.522.103.000LL	125237	184	12.421.093.176FL	125021	126	12.498.093.000FL	125488	176
11.522.202.000	125232	184	12.421.093.177FL	125048	126	12.498.641.000FL	125484	175
11.522.203.000	125233	184	12.421.132.000FL	124613	127	12.498.642.000FL	125486	176
11.571.031.000	125634	165	12.421.142.000FL	124614	127	12.518.041.000FL	125212	182
11.571.031.700	125635	165	12.421.142.176FL	3600004589	127	12.518.042.000FL	125214	182
11.572.064.000	125637	165	12.421.142.177FL	3600004610	127	12.518.051.000FL	125213	182
11.572.064.700	125638	165	12.421.641.176FL	125016	123	12.518.052.000FL	125215	182
11.662.033.000	124584	134	12.421.641.177FL	125043	123	12.528.041.000FL	125224	185
11.662.034.000	124585	134	12.421.642.176FL	125018	125	12.528.042.000FL	125226	185
11.662.202.000	124895	134	12.421.642.177FL	125045	125	12.528.042.000LLFL	125228	186
11.662.203.000	124896	134	12.421.652.176FL	3600003631	127	12.528.051.000FL	125225	185
12.203.151.000FL	123347	198	12.421.652.177FL	3600003632	127	12.528.052.000FL	125227	185
12.203.161.000FL	123349	198	12.451.051.700FL	124953	117	12.528.052.000LLFL	125229	186
12.208.131.000FL	123341	198	12.451.052.700FL	124956	117	12.548.031.000FL	125416	153
12.208.141.000FL	123343	198	12.451.093.700FL	124958	118	12.548.032.000FL	125419	154
12.381.031.000FL	124294	144	12.451.641.700FL	124952	117	12.548.041.000FL	125414	153
12.381.032.000FL	124298	146	12.451.642.700FL	124955	117	12.548.042.000FL	125417	154
12.381.033.000FL	124644	145	12.468.031.000FL	125075	106	12.548.051.000FL	125415	153
12.381.041.000FL	124292	144	12.468.032.000FL	125081	107	12.548.052.000FL	125418	154
12.381.042.000FL	124296	146	12.468.033.000FL	125091	108	12.548.072.000FL	125420	154
12.381.043.000FL	124642	145	12.468.041.000FL	125072	106	12.548.631.176FL	3600008564	153
12.381.051.000FL	124293	144	12.468.042.000FL	125078	107	12.548.632.176FL	3600008630	154
12.381.052.000FL	124297	146	12.468.043.000FL	125088	108	12.576.012.700FL	3600001583	237
12.381.053.000FL	124643	145	12.468.051.000FL	125073	106	12.576.013.700FL	3600001587	239
12.381.071.000FL	124295	144	12.468.052.000FL	125079	107	12.576.022.700FL	3600001584	237
12.381.072.000FL	124299	146	12.468.053.000FL	125089	108	12.576.023.700FL	3600001588	239
12.381.073.000FL	124645	145	12.468.071.000FL	125076	106	12.576.102.700FL	3600001581	236
12.381.092.000FL	124300	147	12.468.072.000FL	125082	107	12.576.103.700FL	3600001585	238
12.381.102.000FL	124301	147	12.468.073.000FL	125092	108	12.576.122.700FL	3600001582	236
12.401.041.000FL	124416	100	12.468.093.000FL	125100	109	12.576.123.700FL	3600001586	238
12.401.042.000FL	124419	100	12.468.131.000FL	125096	109	12.578.041.000FL	125614	166
12.401.051.000FL	124417	100	12.468.141.000FL	125097	109	12.578.041.700FL	125615	166
12.401.052.000FL	124420	100	12.468.631.000FL	125077	106	12.578.042.000FL	125618	167
12.411.032.000FL	124516	159	12.468.632.000FL	125083	107	12.578.042.700FL	125619	167
12.411.033.000FL	124521	160	12.468.633.000FL	125093	108	12.578.051.000FL	125616	166
12.411.042.000FL	124514	159	12.468.641.000FL	125074	106	12.578.051.700FL	125617	166
12.411.043.000FL	124519	160	12.468.642.000FL	125080	107	12.578.052.000FL	125620	167
12.411.052.000FL	124515	159	12.468.643.000FL	125090	108	12.578.052.700FL	125621	167
12.411.053.000FL	124520	160	12.468.651.000FL	125098	109	12.578.093.000FL	125622	168
12.411.072.000FL	124517	159	12.468.663.000FL	125101	109	12.578.093.700FL	125623	168
12.411.073.000FL	124522	160	12.478.031.000FL	125146	189	12.578.132.000FL	125624	168
12.411.093.000FL	124523	161	12.478.031.000FLGE	125148	190	12.578.132.700FL	125625	168
12.421.031.000FL	124605	124	12.478.032.000FL	125152	191	12.578.142.000FL	125626	169
12.421.032.000FL	124609	126	12.478.032.000FLGE	125154	192	12.578.142.700FL	125627	169
12.421.041.000FL	124603	123	12.478.041.000FL	125143	189	12.578.671.000FL	125628	169
12.421.042.000FL	124607	125	12.478.041.000FLGE	125145	190	12.578.671.700FL	125629	169
12.421.051.000FL	124604	123	12.478.042.000FL	125149	191	12.578.681.000FL	125630	170
12.421.051.176FL	125017	123	12.478.042.000FLGE	125151	192	12.578.681.700FL	125631	170
12.421.051.177FL	125044	123	12.478.051.000FL	125144	189	12.665.011.000FL	124564	138
12.421.052.000FL	124608	125	12.478.052.000FL	125150	191	12.665.021.000FL	124565	138

KWC-Nr.	SAP-Nr.	Page	KWC-Nr.	SAP-Nr.	Page	KWC-Nr.	SAP-Nr.	Page
12.668.011.000FL	124561	137	20.384.502.000	124317	151	20.572.480.700	125654	171
12.668.021.000FL	124562	137	20.384.512.000	124318	151	20.661.094.000	124792	142
12.668.031.000FL	124548	135	20.384.550.000	125296	152	20.662.333.000	124582	139
12.668.032.000FL	124554	136	20.402.332.000	124432	102	20.664.500.000	124588	140
12.668.041.000FL	124546	135	20.404.502.000	124435	103	20.664.510.000	124589	140
12.668.042.000FL	124552	136	20.404.512.000	124436	103	20.664.550.000	125294	141
12.668.051.000FL	124547	135	20.404.550.000	125335	104	21.004.801.000	124008	226
12.668.052.000FL	124553	136	20.412.333.000	124531	162	21.004.801.176	125545	226
12.668.071.000FL	124549	135	20.414.500.000	124534	163	21.004.801.177	124967	226
12.668.072.000FL	124555	136	20.414.510.000	124535	163	21.004.802.000	124011	224
12.668.373.000FL	124567	137	20.414.550.000	125336	164	21.004.802.176	125032	224
12.696.061.000	125259	234	20.421.093.000	124791	133	21.004.802.177	125059	224
12.696.071.000	125260	234	20.421.093.176	125030	133	21.004.853.000	125297	227
12.696.081.000	125279	235	20.421.093.177	125057	133	21.004.853.176	125298	227
12.696.091.000	125280	235	20.422.333.000	124625	129	21.004.853.177	125299	227
12.696.151.000	125257	234	20.422.333.176	3600003648	130	21.204.500.000	124014	200
12.696.161.000	125258	234	20.422.333.177	3600003649	130	21.382.330.000	124359	149
12.696.171.000	125277	235	20.424.500.000	124634	131	21.382.480.000	124305	150
12.696.181.000	125278	235	20.424.500.176	125027	131	21.384.502.000	124316	151
13.201.041.000FL	123353	199	20.424.500.177	125054	131	21.384.550.000	125292	152
13.381.041.000FL	124302	148	20.424.510.000	124636	131	21.402.330.000	124425	102
13.401.042.000FL	124421	101	20.424.510.176	125028	131	21.404.502.000	124434	103
13.411.041.000FL	124524	161	20.424.510.177	125055	131	21.404.550.000	125332	104
13.421.041.000FL	124618	128	20.424.550.000	125295	132	21.412.330.000	124527	162
13.421.641.176FL	3600003608	128	20.424.550.176	3600008115	132	21.414.500.000	124533	163
13.421.641.177FL	3600003633	128	20.424.550.177	3600008123	132	21.414.550.000	125333	164
13.458.041.700FL	125681	118	20.451.094.700	125690	121	21.422.330.000	124630	129
13.461.041.000FL	125103	110	20.452.480.700	125689	119	21.422.330.176	3600003657	130
13.478.041.000FL	125162	193	20.454.500.177	124965	120	21.422.330.177	3600003658	130
13.491.041.000FL	125490	177	20.454.510.177	124966	120	21.424.500.000	124632	131
13.541.041.000FL	125421	155	20.461.093.000	124793	115	21.424.500.176	125025	131
13.541.641.176FL	3600008627	155	20.462.440.000	125412	112	21.424.500.177	125052	131
13.578.041.000FL	125632	170	20.462.483.000	125114	111	21.424.550.000	125291	132
13.578.041.700FL	125633	170	20.464.500.000	125128	113	21.424.550.176	3600008121	132
13.661.041.000FL	124569	138	20.464.510.000	125130	113	21.424.550.177	3600008122	132
20.004.801.000	124009	225	20.464.550.000	125293	114	21.452.480.700	125685	119
20.004.801.176	125546	225	20.472.333.000	125518	194	21.454.500.177	124964	120
20.004.801.177	124968	225	20.474.500.000	125172	195	21.462.330.000	125124	112
20.004.802.000	124012	223	20.474.510.000	125173	195	21.462.480.000	125119	111
20.004.802.176	125034	223	20.474.550.000	125337	196	21.464.500.000	125126	113
20.004.802.177	125061	223	20.491.093.000	125501	179	21.464.550.000	125289	114
20.004.811.000	124010	225	20.492.440.000	125500	178	21.472.330.000	125517	194
20.004.811.176	125547	225	20.512.333.000	125223	183	21.474.500.000	125171	195
20.004.811.177	124969	225	20.522.333.000	125241	187	21.474.550.000	125334	196
20.004.812.000	124013	223	20.542.332.000	125423	156	21.492.480.000	125496	178
20.004.812.176	125035	223	20.542.332.176	3600008631	156	21.512.330.000	125221	183
20.004.812.177	125062	223	20.544.502.000	125426	157	21.522.330.000	125239	186
20.004.853.000	125300	227	20.544.502.176	3600008634	157	21.524.500.000	125242	187
20.004.853.176	125301	227	20.544.512.000	125427	157	21.542.330.000	125425	156
20.004.853.177	125302	227	20.544.512.176	3600008641	157	21.542.330.176	3600008640	156
20.201.093.000	124794	201	20.544.550.000	125435	158	21.544.502.000	125428	157
20.204.500.000	124015	200	20.554.550.176	3600008124	158	21.544.502.176	3600008635	157
20.204.510.000	124016	200	20.571.094.000	125655	172	21.544.550.000	125434	158
20.382.333.000	124362	149	20.571.094.700	125656	172	21.554.550.176	3600008116	158
20.382.483.000	124308	150	20.572.480.000	125653	171	21.572.480.000	125645	171

KWC-Nr.	SAP-Nr.	Page	KWC-Nr.	SAP-Nr.	Page	KWC-Nr.	SAP-Nr.	Page
21.572.480.700	125646	171	26.000.206.000	124496	219	26.000.823.177	125555	206
21.662.330.000	124577	139	26.000.214.000	124497	219	26.000.824.000	122524	206
21.664.500.000	124587	140	26.000.215.000	124498	219	26.000.825.000	122526	206
21.664.550.000	125290	141	26.000.215.176	125184	219	26.001.002.000	3600003999	208
24.501.044.000	121267	84	26.000.215.700	125185	219	26.001.003.000	538323	208
24.501.046.000	121268	84	26.000.216.000	124499	219	26.001.004.000	538322	208
24.501.054.000	121269	85	26.000.221.000	122502	220	26.001.005.000	538324	208
24.501.056.000	121270	85	26.000.222.000	125283	220	26.001.009.000	3600004019	208
24.501.064.000	121271	84	26.000.502.000	122529	214	26.003.522.000	125396	215
24.501.066.000	121272	84	26.000.503.000	122530	214	26.004.003.000	122533	213
24.501.102.000LL	123980	92	26.000.504.000	122531	214	26.004.004.000	122534	213
24.501.103.000LLFL	121746	92	26.000.505.000	122532	214	26.004.100.000	122537	213
24.501.104.000LLFL	121744	92	26.000.506.000	125263	215	26.006.013.000	124898	211
24.501.130.000	121273	87	26.000.507.000	125264	215	26.006.313.000	125276	211
24.501.144.000	121275	88	26.000.610.000	121823	221	26.006.333.000	124703	209
24.501.146.000	121276	88	26.000.610.176	125067	221	26.006.333.176	3600003736	209
24.502.164.000	121281	91	26.000.610.177	125068	221	26.006.333.177	3600003726	209
24.502.166.000	121284	91	26.000.611.000	122205	222	26.006.373.000	124701	210
24.502.194.000	121287	86	26.000.611.176	125549	222	26.006.373.176	3600003729	210
24.502.196.000	121290	86	26.000.611.177	125069	222	26.006.373.177	3600003737	210
24.503.114.000	121294	89	26.000.612.000	122542	221	26.006.614.000	125274	212
24.503.116.000	121295	89	26.000.612.176	125405	221	26.008.023.000	124706	256
24.503.124.000	121296	90	26.000.612.177	125406	221	26.008.033.000	124707	256
24.503.126.000	121297	90	26.000.613.000	122543	222	26.008.043.000	124708	255
24.503.174.000	121299	85	26.000.613.176	125548	222	26.008.043.176	125403	255
24.503.184.000	121301	86	26.000.613.177	125407	222	26.008.043.177	125404	255
24.561.044.700FL	125565	95	26.000.614.000	122544	221	26.008.053.000	124709	255
24.561.046.700FL	125566	95	26.000.620.000	536622	207	26.009.030.000	124681	230
24.561.144.700FL	125567	96	26.000.620.176	125550	207	26.009.130.000	124677	228
24.561.146.700FL	125568	96	26.000.620.177	125066	207	26.009.130.176	3600003721	228
25.001.010.000	124602	180	26.000.621.000	536623	207	26.009.130.177	3600003734	228
25.001.011.700	125328	180	26.000.621.176	125064	207	26.009.220.000	125268	231
25.001.011.751	125329	180	26.000.621.177	125065	207	26.009.433.000	124697	230
25.591.201.700	3600009457	27	26.000.622.000	122540	207	26.009.533.000	124693	228
25.591.201.751	3600009458	27	26.000.622.176	3600003864	207	26.009.533.176	3600003685	228
26.000.103.000	124493	218	26.000.622.177	3600003876	207	26.009.533.177	3600003686	228
26.000.103.176	125187	218	26.000.623.000	122541	207	26.009.733.000	124685	229
26.000.103.700	125188	218	26.000.800.000	122514	204	26.009.733.176	3600003705	229
26.000.113.000	123504	217	26.000.800.176	125181	204	26.009.733.177	3600003706	229
26.000.119.000	124492	216	26.000.800.177	125182	204	26.458.033.700	124962	256
26.000.125.000	125607	216	26.000.803.000	122513	204	26.529.830.000	124715	188
26.000.125.176	125608	216	26.000.803.176	125556	204	26.529.930.000	124719	188
26.000.125.177	3600003805	216	26.000.803.177	125183	204	26.578.044.000	125657	172
26.000.126.000	125609	216	26.000.804.000	101206	206	26.578.044.700	125658	172
26.000.126.176	125610	216	26.000.810.000	122517	204	26.578.054.000	125659	173
26.000.126.177	3600003806	216	26.000.811.000	122519	205	26.578.054.700	125660	173
26.000.131.000	125281	217	26.000.812.000	122520	205	27.002.060.176	125561	244
26.000.131.176	3600007766	217	26.000.813.000	122518	204	27.002.060.177	125562	244
26.000.131.177	3600007767	217	26.000.820.000	122521	205	27.002.061.000	125611	244
26.000.132.000	125282	216	26.000.820.176	125552	205	27.002.070.931	125612	244
26.000.133.000	125542	217	26.000.820.177	125553	205	27.002.080.931	125613	244
26.000.204.000	124494	219	26.000.821.000	122523	205	39.000.602.931	124801	254
26.000.205.000	124495	219	26.000.822.000	122525	205	39.006.251.931	125286	251
26.000.205.176	125551	219	26.000.823.000	122522	206	39.006.261.931	125287	252
26.000.205.700	125186	219	26.000.823.176	125554	206	39.006.271.931	125288	251



KWC-Nr.	SAP-Nr.	Page	KWC-Nr.	SAP-Nr.	Page	KWC-Nr.	SAP-Nr.	Page
39.999.900.931	124005	248	K.32.60.00	536591	266	Z.540.049.000	3600004482	242
39.999.910.931	124006	248	Z.200.109.000	531549	218	Z.540.049.700	3600004483	242
39.999.920.931	124007	250	Z.502.844.700	535469	94	Z.540.156.000	3600009587	245
3600009263	538513	208	Z.502.868.700	534746	94	Z.540.156.176	3600009591	245
3600009270	538516	208	Z.502.869.700	534747	94	Z.540.156.700	3600009588	245
10.541.022.000FL	125570	35	Z.502.869.7000	534778	94	Z.540.157.000	3600009603	245
EGASTRO-0001	501297	268	Z.505.480.000.34	532760	220	Z.540.157.176	3600009593	245
K.32.60.01	536695	267	Z.531.396	538201	261	Z.540.157.700	3600009592	245
K.24.40.60.000C34	100960	77	Z.532.943.000	532943	215	Z.540.157.751	3600009594	245
K.24.40.70.000C34	100961	80	Z.534.836	536570	265	Z.540.158.000	3600009589	246
K.24.41.04.000C07	100945	68	Z.535.362	536572	267	Z.540.158.176	3600009611	246
K.24.41.05.000C07	100946	68	Z.535.645	536670	266	Z.540.158.700	3600009610	246
K.24.41.06.000C07	100947	68	Z.535.647	536689	267	Z.540.159.000	3600009613	246
K.24.41.20.000C07	112149	69	Z.536.028	536028	259	Z.540.159.176	3600009597	246
K.24.41.21.000C07	112150	69	Z.536.032	538711	265	Z.540.159.700	3600009614	246
K.24.41.22.000C07	112151	69	Z.536.153	536153	261	Z.540.160.000	3600009598	246
K.24.41.24.000C02	112159	68	Z.536.448	538372	259	Z.540.160.127	3600009605	246
K.24.41.32.000C07	100931	70	Z.537.565.000	537565	94	Z.540.160.176	3600009599	246
K.24.41.34.000C07	100933	70	Z.537.582	538327	265	Z.600.774	600774	261
K.24.41.60.000C06	100962	75	Z.537.584	538329	266	Z.604.451.000	604451	260
K.24.41.61.000C06	105093	76	Z.537.593	537593	249	Z.604.638.901	604638	260
K.24.41.A2.000C07	101755	69	Z.537.594	537594	250	Z.634.729	634729	262
K.24.42.11.000C86	118391	71	Z.537.595	537595	249	Z.634.819	M004342	267
K.24.42.13.000C86	124036	72	Z.537.600	537600	250	Z.635.075	635075	261
K.24.42.17.000C86	118397	72	Z.537.602	537602	268	Z.635.215	639017	262
K.24.42.18.000C86	118399	72	Z.537.710	538331	265	Z.635.231	635231	262
K.24.42.21.000C86	118403	70	Z.537.953	537953	249	Z.635.392	635392	259
K.24.42.22.000C74	118404	71	Z.537.995	537995	249	Z.635.966	635966	263
K.24.42.24.000C86	118406	70	Z.538.008.000	538008	94	Z.636.126.700	636126	259
K.24.42.41.000C74	118411	73	Z.538.038.700	538038	31, 245	Z.636.127.700	636127	260
K.24.42.42.000C74	118412	73	Z.538.321.000	538321	243	Z.636.254	636254	262
K.24.42.61.000C71	112788	83	Z.538.321.176	538523	243	Z.636.508	636508	263
K.24.42.62.000C71	100964	81	Z.538.321.177	538524	243	Z.636.707.700	636707	260
K.24.42.64.000C71	100966	82	Z.538.346.000	538893	243	Z.638.306	638306	263
K.24.42.70.000C78	100456	78	Z.538.347.000	538347	243	Z.638.338	638338	263
K.24.42.74.000C78	100448	79	Z.538.348.000	538348	243	Z.639.489.000	639489	253
K.24.42.E1.000C35	105823	74	Z.538.349.000	538892	242	Z.639.489.176	639490	253
K.24.42.E2.000C35	105824	74	Z.538.409.000	538409	245	Z.639.489.177	639491	253
K.24.42.E3.000C35	105825	74	Z.538.409.176	538410	245			
K.24.42.E4.000C35	105822	74	Z.538.409.177	538411	245			
K.24.42.K1.000C34	105829	74	Z.538.415.000	538415	208			
K.24.42.K3.000C34	105826	74	Z.538.581.000	538581	242			
K.24.42.K5.000C34	105828	74	Z.538.581.177	3600004125	242			
K.24.62.14.000B91	115401	93	Z.538.806	538806	253			
K.24.62.16.000B91	115402	93	Z.538.810	538810	264			
K.24.62.44.000B87	117408	93	Z.538.897.000	538897	215			
K.24.62.46.000B87	117409	93	Z.538.897.176	538898	215			
K.25.40.14.000C35	100916	73	Z.538.897.177	538899	215			
K.25.40.16.000C35	100917	73	Z.538.900	538900	253			
K.26.99.01.000	114729	214	Z.538.992.000	538992	247			
K.26.99.02.000	114723	214	Z.538.992.176	538993	247			
K.26.99.02.176	125179	214	Z.538.992.177	538994	247			
K.26.99.02.177	125180	214	Z.539.000.700	539000	97			
K.32.40.01.931	501546	268	Z.539.001.700	539001	97			
K.32.40.10.931	500631	268	Z.539.030.145	539030	94			

## **Information**

Color differences on stainless steel surfaces on different parts of a KWC Group AG faucet made out of stainless steel, cannot totally be excluded. Different factors may lead to a slight color differentiation.

1. Already a slight difference in material composition may cause stainless steel to reflect light differently (more blue or yellow reflections). These differences in steel compositions still fulfill DIN valid material standards. They may occur within one lot of a steel production unit.
2. Different cooling or production treatment parameters may also cause color surface differentiation.
3. Different surface consistency caused by the production process may as well lead to a different light reflection, so that other colors appear.

Our aim is not to have another surface process to guarantee a 100 % stainless steel color consistency. Beside the unique KWC faucet design we would like to keep a puristic surface finish of natural stainless steel in match with our design philosophy.

By keeping production tolerances at a narrow level, we try to keep slight stainless steel surface color differentiation as little as possible. But we cannot exclude them totally. As with upper class wooden furniture, where a slight color differentiation is accepted as well on the surface, it has to be accepted that high quality faucets made by our standards may have slight color differences on their surfaces.

## **Operating Data**

Minimal operating pressure 1 bar (15 PSI)

Ideal operating pressure 3 bar (45 PSI)

Maximal operating pressure 5 bar (70 PSI)

Equal pressures are recommended

Maximal hotwater temperature 70°C (180°F)

## **Attention:**

Before installation, flush pipes thoroughly!

For further information refer to our detailed sales literature. Damages on the faucet resulting from incorrect handling are excluded from the manufacturers warranty!

The products and prices listed in this catalogue are correct as of 1.1.2025. Adaptations to technology and design may occur at any time. The suitability of the faucets must be checked for each individual project. The specifications and installation and service instructions provided by KWC Group AG, are definitive for planning and technical implementation. The relevant information can be ordered directly from KWC or obtained at [www.kwc.com](http://www.kwc.com).

## General conditions

All our quotations, sales and deliveries shall be subject to the following conditions exclusively, even if the customer expressly specifies otherwise. With the acceptance of our confirmation of order or the delivery of our goods, the customer declares his acceptance of our terms and conditions. Silence on our part as regards the customer's terms and conditions shall not constitute any acknowledgement of, or consent to, the customer's terms and conditions under any circumstances. All quotations are without obligation.

Supplementary agreements and any other informal commitments need to be confirmed in writing by our Head Office in every case. None of the information contained in our catalogues is binding. This also applies to illustrations, weights, measurements and performance data. We reserve the right to alter specifications without notice.

### 1. Prices and sales tax

The prices and conditions which will apply are those in effect at the date of delivery. The quoted prices for our product range are EX WORKS, incl. packaging, not insured unless otherwise expressly and separately agreed. At the time valid Incoterms shall apply. All prices shall be exclusive of Value Added Tax, which is shown separately in our invoices.

In the case of inter-company deliveries, the purchaser shall give us an undertaking that the goods are being procured for his own company and are subject to the tax regulations applicable in his country. Prices are subject to change without notice.

### 2. Delivery and acceptance

Quoted delivery periods are approximations. If circumstances arise for which we are not responsible, e.g. a delay occasioned by delivery problems on the part of our subcontractors, the delivery period shall be extended accordingly. The delivery period shall also be appropriately extended in the event of industrial action, particularly strikes and lockouts. In the event of a resultant delay in delivery on our part, the customer shall not be entitled to any claims or cancellation of the transaction.

### 3. Right of the supplier to withdraw

In the event of a serious deterioration in the customer's business, particularly financial circumstances, stoppage of payments, winding-up or transfer of the business or his death or similar, or if the customer pledges stock, receivables or the purchased goods, or orders them as a security for other creditors, the supplier shall be entitled to demand security and to rescind his obligation to supply if the security is inadequate, and to demand compensation on grounds of nonfulfilment. In the event that we are prevented from manufacturing the ordered goods due to circumstances for which we are not to blame, we reserve the right to withdraw from the contract, wholly or partially, without the client being thereby entitled to make any claim whatsoever for compensation, subsequent delivery or withdrawal from the contract.

### 4. Packing, transport, carriage charges, small order supplement

and transfer of risk We reserve the right to choose the type of packaging used. Cardboard, paper and plastic packaging will not be taken back but must be disposed of by the receiver of the goods. Pallets, wire-mesh box pallets and other usable containers may be returned to us, carriage paid, within three months. Deliveries by post and express services will be charged at cost. If a carriage paid delivery is agreed, the supplier shall be entitled to choose the method of transport employed. For consignments to third parties, an adequate supplement of a percentage of the value of the goods will be charged. All risks shall be transferred to the customer when the goods leave our factory/ depot or are made available to the customer at our factory/depot.

### 5. Terms of payment

Our invoices are payable within 30 days net in Swiss Francs or o after receipt of invoice unless otherwise expressly and separately agreed. In the event of delays in payment, the customer shall without further reminder be liable to pay to KWC Group AG default interest at a rate of 2% above the relevant discount rate of the National Bank of Switzerland. As long as older invoices remain unpaid, no entitlement to discount shall exist on the payment of new invoices. Bills of exchange shall not be accepted. If payment is made by cheque or other form of documentary remittance, the charges therefore shall be borne by the customer. If the customer is late in making a payment or his financial situation dete-

riorates markedly after the conclusion of the contract, all debts shall immediately become due for settlement. The customer may only offset these with uncontested or legally established counter-claims. The punctuality of payments, or otherwise, is determined by the date on which the funds are received by us.

### 6. Retention of title

We shall retain title to the goods supplied until all the debts due to us and incurred as a result of the business relationship have been settled in full, irrespective of the legal justification therefore. As far as such retention of title has to be recorded in public registers, the customer undertakes to issue all statements legally due for this purpose upon the supplier's first request. The customer shall be entitled to process our products or to use them with other products within the scope of his regular business operations. As a surety against our aforesaid entitlements, we shall acquire co-ownership of the objects resulting from the processing or combined use of our products, the said co-ownership being assigned to us by the customer coincidentally with the acceptance of these Conditions of Sale. The customer shall be required to keep the objects subject to our co-ownership at no charge to us. The amount of our share of co-ownership shall be determined in accordance with the value of our product relative to the value of the object resulting from its processing or combined use by the customer.

We grant our customers the right of resale in the normal course of business, subject to revocation. The said right shall be withdrawn in the event of a suspension of payments. With the acceptance of these Conditions of Sale, the customer shall assign to us all the debts and additional rights accruing to him from the resale. The assigned debts shall serve as a security for all our claims. The customer shall be entitled to collect the assigned debts, provided we have not revoked this authorisation. The authorisation to collect debts shall be withdrawn, even without any express revocation, if the customer suspends his own payments. If we so request, the customer shall inform us in writing and without delay as to whom he has resold the goods and the debts due to him as a result of the resale, and furnish us with certified documents of transfer of the debts at his expense. The customer shall not be entitled to any other provisions in respect of the objects to which we retain title or of which we hold co-ownership, or in respect of any debts assigned to us. The customer shall notify us with-out delay of any attachments or other legal impairments relating to objects belonging to us, either wholly or partially. We shall be entitled at any time to call for the return of goods belonging to us if the customer falls into arrears on a payment or if his financial situation deteriorates to a marked extent. If we enforce this right, withdrawal from the contract shall only arise if we expressly declare the same, irrespective of any other mandatory official regulations. If the value of the securities assigned to us exceeds our receivables and entitlements to redemption by more than 20 %, we shall, at the customer's request, release securities to an amount to be decided by us. Samples and drawings shall remain our property, even if the customer bears the costs, or a proportion of the costs, thereof.

### 7. Returns

Goods may not be returned without our prior consent. Failing this, returned goods shall not be accepted. In the case of returns, we shall be entitled to levy a processing charge according to our goodwill procedure. The costs of any reconditioning required shall be invoiced separately. If goods which have been delivered carriage paid are subsequently returned by the customer, the costs of the initial delivery shall be deducted from the credit note.

### 8. Warranty and Liability

We guarantee the perfect, functioning of our products provided they are installed correctly and in accordance with their intended purpose. In the event of proven defects in material or work-manship we shall provide full replacement of materials. We shall not be liable for any further damage, particularly as a result of improper handling, overloading or natural wear and tear. This shall apply in particular to surface damage caused by the use of incorrectly used, abrasive or aggressive cleaning agents. Our warranty and liability in respect of materials not manufactured by us shall be restricted to the warranty and liability provided for in the conditions of sale or our subcontracted suppliers. The warranty period shall be 2 years from the date of invoice of the defective fitting. If we manufacture goods to a customer's specification, he shall be wholly responsible for ensuring that no patents or other third party rights are infringed. Any

complaints concerning the weight, quantity or quality of the goods shall be notified in writing immediately after their discovery and, in any case, one week at the latest after receipt of the consignment. If the complaint proves to be justified, a replacement consignment shall be delivered free of charge and carriage paid to the original destination; in the event of quality defects, however, this shall only apply if the faulty parts are returned. Any further claims for replacements or abatement or compensation for indirect and/or direct damages shall be excluded, unless we are unable to effect a re-delivery or are guilty of gross negligence. The goods must still be in the condition in which they were delivered. For goods which have been used, the warranty terms agreed by us with suissetec (Schweizerisch-, Lichtensteinischer Gebäudetechnikverband) shall apply.

## 9. Place of fulfilment, court of jurisdiction, obligations imposed by contracts

The place of fulfilment for all the obligations arising from the contract is the place in which the supplier's premises are located. The court of jurisdiction for both parties is the suppliers domicile.

The contractual relationship is subject to the material laws of Switzerland. Should any provision of the contract be or become partly or entirely invalid, the validity of the remaining provisions of the contract shall not be affected. The invalid provisions are replaced by a valid rule, which attains the parties economic intent and purpose with regard to the invalid provision. The same shall apply in the event of any gaps of the contract. The Swiss original of the "Conditions of Sale and Delivery" is authoritative.

## 10. Data Protection and Processing.

1. Personal data is any information relating to an identified or identifiable natural person („Data Subject“) as defined in the applicable data protection law.
2. Personal data will be gathered, processed and used by KWC in compliance with the applicable data protection law and all of our employees, KWC group companies and third party service providers who have access to personal data are obliged to respect the confidentiality of the personal data.
3. In the event that KWC is provided and receives personal data via Customer or a point of sale for such purpose describe above, KWC is an independent controller under applicable data protection law.
4. KWC collects personal data when customer submits it to us, through registration, completion of forms or e-mails, as part of an order for products or services, after-sale support for products or services, inquiries or requests about products being ordered and similar situations in which data subject has chosen to provide the information to KWC or via a point of sale to KWC.
5. Some personal data provided (name, address, phone number and email address) will be processed by KWC for marketing, advertising or promoting purposes. We assume that this is of mutual interest for our Customer and for the Data Subject to upkeep a good business

relationship and the respective Data Subject can object to the processing of his/her data for this purpose at any time without giving reasons by contacting KWC.

6. Some of the personal data provided may be stored or processed in other jurisdictions, such as the United States, whose data protection laws may differ from this jurisdiction. In such cases, KWC ensures that appropriate protections are in place to require the data processor in that country to maintain protections on the personal data that are equivalent to those that apply in the country of KWC.
7. Customer is obliged to inform any point of sale and its end-users that it complies with applicable data protection law and personal data will be processed by KWC according to the terms and limitation set forth in this Clause. Customer shall, without limitation, defend, hold harmless and indemnify KWC in the event of damage that is attributable to Customer's transferring of personal data or in breach of applicable data protection law.
8. Our full privacy statement can be found on our website: [www.kwc.com](http://www.kwc.com).



The ultimate  
choice